




# Sensira Multi


 FUNZIONE DI RISPARMIO ENERGETICO IN STANDBY


 MODALITÀ ECONO

 SOLO VENTILAZIONE

 MODALITÀ COMFORT

 MODALITÀ MASSIMA POTENZA

 COMMUTAZIONE AUTOMATICA RAFFR.-RISC.


 FUNZIONE SILENT UNITÀ INTERNA


 OSCILLAZIONE VERTICALE AUTOMATICA


 REGOLAZIONE AUTOMATICA VELOCITÀ VENTILATORE

 VELOCITÀ VENTILATORE A GRADINI

 FILTRO ARIA


 PROGRAMMA DI DEUMIDIFICAZIONE

 FUNZIONE DI RIAVVIO AUTOMATICO

 AUTODIAGNOSTICA

 TIMER 24 ORE

 TELECOMANDO A RAGGI INFRAROSSI

 RESIDENTIAL CONTROLLER

R32

# Tabelle di combinazione

## 2MXF40A

### Raffrescamento

Unità esterna	Unità interna	Capacità di raff. (kW)		Capacità totale (kW)			Potenza assorbita (kW)			Corrente totale (A)			EER	Efficienza stagionale			
		Locale A	Locale B	Min.	Nom.	Max.	Min.	Nom.	Max.	Min.	Nom.	Max.		Etichetta	SEER	Pdesign	CEA (kWh)
2MXF40A	2.0	2.00	---	1.3	2.00	2.4	0.33	0.44	0.57	1.78	2.38	3.09	---	---	---	---	---
	2.5	2.5	---	1.3	2.5	3.00	0.33	0.61	0.8	1.78	3.33	4.4	---	---	---	---	---
	3.5	3.5	---	1.3	3.5	4.00	0.33	1.04	1.35	1.78	5.71	7.38	---	---	---	---	---
	2.0+2.0	2.00	2.00	1.5	4.00	4.2	0.3	1.02	1.2	1.67	5.64	5.93	3.91	A++	7.5	4.00	187
	2.0+2.5	1.78	2.22	1.5	4.00	4.3	0.3	1.01	1.2	1.67	5.57	6.02	3.96	A++	7.47	4.00	188
	2.0+3.5	1.45	2.55	1.5	4.00	4.5	0.3	0.99	1.29	1.67	5.46	6.24	4.04	A++	7.2	4.00	194
	2.5+2.5	2.00	2.00	1.5	4.00	4.4	0.3	1.00	1.25	1.67	5.51	6.13	4.00	A++	7.35	4.00	190
2.5+3.5	1.67	2.33	1.5	4.00	4.6	0.3	0.98	1.28	1.67	5.4	6.32	4.08	A++	7.13	4.00	196	

### Riscaldamento

Unità esterna	Unità interna	Capacità di risc. (kW)		Capacità totale (kW)			Potenza assorbita (kW)			Corrente totale (A)			COP	Efficienza stagionale			
		Locale A	Locale B	Min.	Nom.	Max.	Min.	Nom.	Max.	Min.	Nom.	Max.		Etichetta	SCOP	Pdesign	CEA (kWh)
2MXF40A	2.0	3.00	---	1.00	3.00	3.7	0.26	0.83	1.26	1.43	4.52	6.89	---	---	---	---	---
	2.5	3.4	---	1.00	3.4	4.1	0.26	1.02	1.5	1.43	5.59	8.2	---	---	---	---	---
	3.5	3.8	---	1.00	3.8	4.4	0.26	1.28	1.73	1.43	7.35	9.51	---	---	---	---	---
	2.0+2.0	2.1	2.1	1.3	4.2	4.6	0.24	1.02	1.14	1.31	5.64	6.18	4.1	A+	4.3	3.2	1043
	2.0+2.5	1.87	2.33	1.3	4.2	4.7	0.24	1.01	1.16	1.31	5.59	6.26	4.14	A+	4.26	3.2	1052
	2.0+3.5	1.53	2.67	1.3	4.2	4.8	0.24	0.99	1.16	1.31	5.48	6.27	4.22	A+	4.25	3.2	1054
	2.5+2.5	2.1	2.1	1.3	4.2	4.7	0.24	1.00	1.14	1.31	5.53	6.19	4.19	A+	4.25	3.2	1053
2.5+3.5	1.75	2.45	1.3	4.2	4.8	0.24	0.98	1.14	1.31	5.42	6.2	4.27	A+	4.26	3.2	1053	

## 2MXF50A

### Raffrescamento

Unità esterna	Unità interna	Capacità di raff. (kW)		Capacità totale (kW)			Potenza assorbita (kW)			Corrente totale (A)			EER	Efficienza stagionale			
		Locale A	Locale B	Min.	Nom.	Max.	Min.	Nom.	Max.	Min.	Nom.	Max.		Etichetta	SEER	Pdesign	CEA (kWh)
2MXF50A	2.0	2.00	---	1.4	2.00	2.6	0.31	0.47	0.69	1.53	2.25	3.37	---	---	---	---	---
	2.5	2.5	---	1.4	2.5	3.1	0.31	0.67	0.92	1.53	3.27	4.5	---	---	---	---	---
	3.5	3.5	---	1.4	3.5	4.00	0.31	1.09	1.42	1.53	5.32	6.95	---	---	---	---	---
	2.0+2.0	2.00	2.00	1.8	4.00	5.00	0.43	1.12	1.48	1.64	5.48	6.85	3.57	A++	8.02	4.00	175
	2.0+2.5	2.00	2.5	1.8	4.5	5.1	0.44	1.27	1.51	1.64	6.22	7.05	3.54	A++	7.98	4.5	197
	2.0+3.5	1.82	3.18	1.8	5.00	5.4	0.46	1.47	1.72	1.64	7.2	7.78	3.4	A++	7.86	5.00	223
	2.5+2.5	2.5	2.5	1.8	5.00	5.3	0.46	1.48	1.64	1.64	7.25	7.69	3.37	A++	7.85	5.00	223
2.5+3.5	2.08	2.92	1.8	5.00	5.4	0.46	1.47	1.65	1.64	7.16	7.74	3.41	A++	7.88	5.00	222	
3.5+3.5	2.5	2.5	1.8	5.00	5.4	0.45	1.45	1.63	1.64	7.08	7.65	3.45	A++	7.89	5.00	222	

### Riscaldamento

Unità esterna	Unità interna	Capacità di risc. (kW)		Capacità totale (kW)			Potenza assorbita (kW)			Corrente totale (A)			COP	Efficienza stagionale			
		Locale A	Locale B	Min.	Nom.	Max.	Min.	Nom.	Max.	Min.	Nom.	Max.		Etichetta	SCOP	Pdesign	CEA (kWh)
2MXF50A	2.0	3.00	---	1.1	3.00	3.7	0.27	0.82	1.13	1.33	3.99	5.52	---	---	---	---	---
	2.5	3.4	---	1.1	3.4	4.1	0.25	0.99	1.34	1.23	4.81	6.54	---	---	---	---	---
	3.5	4.00	---	1.1	4.00	4.6	0.25	1.24	1.53	1.23	6.03	7.46	---	---	---	---	---
	2.0+2.0	2.6	2.6	1.2	5.2	5.7	0.3	1.4	1.53	1.12	6.84	7.5	3.72	A++	4.31	4.00	1299
	2.0+2.5	2.49	3.11	1.2	5.6	5.8	0.3	1.5	1.55	1.12	7.34	7.61	3.73	A++	4.31	4.1	1332
	2.0+3.5	2.04	3.56	1.2	5.6	5.9	0.3	1.49	1.56	1.23	7.31	7.71	3.75	A++	4.31	4.2	1364
	2.5+2.5	2.8	2.8	1.2	5.6	5.8	0.3	1.51	1.55	1.12	7.38	7.65	3.71	A+	4.31	4.2	1364
2.5+3.5	2.33	3.27	1.2	5.6	6.00	0.31	1.48	1.59	1.23	7.24	7.76	3.78	A++	4.32	4.2	1361	
3.5+3.5	2.8	2.8	1.3	5.6	6.1	0.33	1.47	1.61	1.23	7.19	7.84	3.81	A++	4.36	4.2	1350	

### Condizioni operative valide per tutte le tabelle

Condizioni della capacità di **raffrescamento**

Temperatura interna 27°CDB / 19°CWB

Temperatura esterna 35°CDB

Condizioni della capacità di **riscaldamento**

Temperatura interna 20°CDB

Temperatura esterna 7°CDB / 6°CWB

## 3MXF52A/A9

### Raffrescamento

Unità esterna	Unità interna	Capacità di raff. (kW)			Capacità totale (kW)			Potenza assorbita (kW)			Corrente totale (A)			EER	Efficienza stagionale			
		Locale A	Locale B	Locale C	Min.	Nom.	Max.	Min.	Nom.	Max.	Min.	Nom.	Max.		Etichetta	SEER	Pdesign	CEA (kWh)
3MXF52A/A9	2.0	2.00	---	---	1.6	2.00	3.00	0.36	0.57	0.88	1.6	2.57	3.96	---	---	---	---	---
	2.5	2.5	---	---	1.6	2.5	3.2	0.36	0.76	0.98	1.62	3.43	4.41	---	---	---	---	---
	3.5	3.5	---	---	1.6	3.5	4.2	0.37	1.16	1.48	1.63	5.27	6.69	---	---	---	---	---
	2.0+2.0	2.00	2.00	---	1.7	4.00	6.00	0.35	1.01	2.64	1.55	4.58	11.95	3.96	A++	7.56	4.00	185
	2.0+2.5	2.00	2.5	---	1.7	4.5	6.2	0.35	1.13	2.53	1.55	5.12	11.43	3.99	A++	7.6	4.5	207
	2.0+3.5	1.89	3.31	---	1.7	5.2	6.3	0.35	1.31	2.64	1.55	5.92	11.95	3.98	A++	7.63	5.2	239
	2.5+2.5	2.5	2.5	---	1.7	5.00	6.3	0.35	1.24	2.68	1.55	5.6	12.13	4.05	A++	7.68	5.00	237
	2.5+3.5	2.17	3.03	---	1.7	5.2	6.3	0.35	1.29	2.61	1.55	5.87	11.77	4.02	A++	7.67	5.2	237
	3.5+3.5	2.6	2.6	---	1.7	5.2	6.4	0.35	1.28	2.61	1.55	5.81	11.81	4.05	A++	7.66	5.2	238
	2.0+2.0+2.0	1.73	1.73	1.73	1.8	5.2	7.00	0.37	1.27	2.54	1.65	5.76	11.48	4.09	A++	7.61	5.2	239
	2.0+2.0+2.5	1.6	1.6	2.00	1.8	5.2	7.00	0.37	1.26	2.53	1.65	5.71	11.43	4.13	A++	7.61	5.2	239
	2.0+2.0+3.5	1.39	1.39	2.43	1.9	5.2	7.2	0.39	1.25	2.49	1.75	5.65	11.24	4.17	A++	7.6	5.2	240
	2.0+2.5+2.5	1.49	1.86	1.86	1.8	5.2	7.1	0.39	1.25	2.43	1.75	5.65	11.00	4.17	A++	7.61	5.2	239
	2.0+2.5+3.5	1.3	1.63	2.28	1.9	5.2	7.2	0.39	1.24	2.46	1.75	5.6	11.1	4.21	A++	7.6	5.2	240
	2.0+3.5+3.5	1.16	2.02	2.02	1.9	5.2	7.3	0.39	1.24	2.46	1.75	5.6	11.1	4.21	A++	7.6	5.2	240
	2.5+2.5+2.5	1.73	1.73	1.73	1.9	5.2	7.1	0.39	1.24	2.51	1.75	5.6	11.34	4.21	A++	7.6	5.2	240
	2.5+2.5+3.5	1.53	1.53	2.14	1.9	5.2	7.2	0.39	1.24	2.47	1.75	5.6	11.15	4.21	A++	7.6	5.2	240

### Riscaldamento

Unità esterna	Unità interna	Capacità di risc. (kW)			Capacità totale (kW)			Potenza assorbita (kW)			Corrente totale (A)			COP	Efficienza stagionale			
		Locale A	Locale B	Locale C	Min.	Nom.	Max.	Min.	Nom.	Max.	Min.	Nom.	Max.		Etichetta	SCOP	Pdesign	CEA (kWh)
3MXF52A/A9	2.0	2.7	---	---	1.1	2.7	3.8	0.3	0.95	1.37	1.34	4.25	6.2	---	---	---	---	---
	2.5	3.4	---	---	1.1	3.4	4.2	0.3	1.26	1.46	1.34	5.67	6.61	---	---	---	---	---
	3.5	4.2	---	---	1.1	4.2	4.8	0.3	1.77	1.88	1.34	7.99	8.51	---	---	---	---	---
	2.0+2.0	3.4	3.4	---	1.2	6.8	7.00	0.32	1.99	2.45	1.44	9.00	11.1	3.42	A+	4.00	4.8	1678
	2.0+2.5	3.02	3.78	---	1.2	6.8	7.00	0.32	1.97	2.44	1.44	8.95	11.05	3.44	A+	4.03	4.8	1668
	2.0+3.5	2.47	4.33	---	1.2	6.8	7.1	0.32	1.96	2.45	1.44	8.89	11.1	3.47	A+	4.05	4.8	1660
	2.5+2.5	3.4	3.4	---	1.2	6.8	7.00	0.32	1.91	2.41	1.44	8.66	10.91	3.56	A+	4.1	4.8	1638
	2.5+3.5	2.83	3.97	---	1.3	6.8	7.2	0.32	1.91	2.55	1.44	8.66	11.55	3.56	A+	4.13	4.8	1627
	3.5+3.5	3.4	3.4	---	1.4	6.8	7.3	0.32	1.9	2.58	1.44	8.61	11.68	3.58	A+	4.12	5.00	1698
	2.0+2.0+2.0	2.27	2.27	2.27	1.3	6.8	8.00	0.32	1.73	2.31	1.44	7.84	10.46	3.93	A+	4.21	5.00	1663
	2.0+2.0+2.5	2.09	2.09	2.62	1.3	6.8	8.00	0.32	1.72	2.28	1.44	7.81	10.33	3.94	A+	4.23	5.00	1656
	2.0+2.0+3.5	1.81	1.81	3.17	1.4	6.8	8.1	0.32	1.71	2.29	1.44	7.76	10.37	3.97	A+	4.26	5.00	1644
	2.0+2.5+2.5	1.94	2.43	2.43	1.3	6.8	8.00	0.32	1.71	2.26	1.44	7.76	10.24	3.97	A+	4.24	5.00	1650
	2.0+2.5+3.5	1.7	2.13	2.98	1.5	6.8	8.1	0.32	1.7	2.28	1.44	7.7	10.33	4.00	A+	4.26	5.00	1643
	2.0+3.5+3.5	1.51	2.64	2.64	1.5	6.8	8.2	0.32	1.69	2.33	1.44	7.64	10.55	4.03	A+	4.27	5.00	1638
	2.5+2.5+2.5	2.27	2.27	2.27	1.4	6.8	8.00	0.32	1.7	2.24	1.44	7.7	10.14	4.00	A+	4.25	5.00	1647
	2.5+2.5+3.5	2.00	2.00	2.8	1.5	6.8	8.1	0.32	1.69	2.26	1.44	7.64	10.24	4.03	A+	4.26	5.00	1643

## 3MXF68A/A9

### Raffrescamento

Unità esterna	Unità interna	Capacità di raff. (kW)			Capacità totale (kW)			Potenza assorbita (kW)			Corrente totale (A)			EER	Efficienza stagionale			
		Locale A	Locale B	Locale C	Min.	Nom.	Max.	Min.	Nom.	Max.	Min.	Nom.	Max.		Etichetta	SEER	Pdesign	CEA (kWh)
3MXF68A/A9	2.0	2.00	---	---	1.66	2.00	2.68	0.42	0.48	0.66	1.91	2.3	3.02	---	---	---	---	---
	2.5	2.5	---	---	1.74	2.5	3.44	0.44	0.49	0.9	2.00	2.9	4.12	---	---	---	---	---
	3.5	3.5	---	---	1.93	3.5	4.86	0.46	0.51	1.57	2.09	4.26	7.19	---	---	---	---	---
	2.0+2.0	2.00	2.00	---	1.95	4.00	5.12	0.4	0.83	1.42	1.81	3.8	6.5	4.82	A++	6.64	4.00	211
	2.0+2.5	2.00	2.5	---	1.95	4.5	5.44	0.4	0.98	1.57	1.81	4.51	7.19	4.57	A++	6.69	4.5	235
	2.0+3.5	2.00	3.5	---	1.95	5.5	6.3	0.39	1.29	2.1	1.77	5.93	9.61	4.25	A++	6.78	5.5	284
	2.5+2.5	2.5	2.5	---	1.95	5.00	6.1	0.41	1.12	1.96	1.89	5.12	8.97	4.47	A++	6.7	5.00	261
	2.5+3.5	2.5	3.5	---	1.95	6.00	6.57	0.4	1.43	2.32	1.81	6.54	10.62	4.2	A++	6.81	6.00	308
	3.5+3.5	3.4	3.4	---	1.95	6.8	7.13	0.38	1.6	2.61	1.73	7.35	11.95	4.24	A++	6.88	6.8	346
	2.0+2.0+2.0	2.00	2.00	2.00	1.96	6.00	6.64	0.39	1.48	1.85	1.77	6.79	8.47	4.05	A++	6.72	6.00	312
	2.0+2.0+2.5	2.00	2.00	2.5	1.96	6.5	7.03	0.39	1.8	2.08	1.77	8.26	9.52	3.6	A++	6.65	6.5	342
	2.0+2.0+3.5	1.81	1.81	3.17	1.96	6.8	7.4	0.38	1.98	2.3	1.73	9.07	10.53	3.43	A++	6.59	6.8	361
	2.0+2.5+2.5	1.94	2.43	2.43	1.96	6.8	7.24	0.38	1.95	2.21	1.73	8.93	10.11	3.49	A++	6.61	6.8	360
	2.0+2.5+3.5	1.7	2.13	2.98	1.96	6.8	7.74	0.36	1.95	2.54	1.64	8.92	11.62	3.49	A++	6.59	6.8	361
	2.0+3.5+3.5	1.51	2.64	2.64	1.96	6.8	8.07	0.37	1.93	2.79	1.68	8.82	12.77	3.53	A++	6.58	6.8	362
	2.5+2.5+2.5	2.27	2.27	2.27	1.96	6.8	7.53	0.38	1.95	2.4	1.73	8.92	10.98	3.49	A++	6.6	6.8	361
	2.5+2.5+3.5	2.00	2.00	2.8	1.96	6.8	7.94	0.36	1.9	2.7	1.64	8.71	12.36	3.57	A++	6.53	6.8	364
	2.5+3.5+3.5	1.79	2.51	2.51	2.27	6.8	8.3	0.4	1.88	2.99	1.85	8.61	13.68	3.62	A++	6.51	6.8	365
3.5+3.5+3.5	2.27	2.27	2.27	2.38	6.8	8.59	0.4	1.86	3.26	1.81	8.51	14.92	3.66	A++	6.49	6.8	367	

### Riscaldamento

Unità esterna	Unità interna	Capacità di risc. (kW)			Capacità totale (kW)			Potenza assorbita (kW)			Corrente totale (A)			COP	Efficienza stagionale			
		Locale A	Locale B	Locale C	Min.	Nom.	Max.	Min.	Nom.	Max.	Min.	Nom.	Max.		Etichetta	SCOP	Pdesign	CEA (kWh)
3MXF68A/A9	2.0	2.72	---	---	1.48	2.72	4.09	0.43	0.82	1.41	1.95	4.00	6.45	---	---	---	---	---
	2.5	3.4	---	---	1.44	3.4	4.3	0.42	1.13	1.51	1.91	5.57	6.91	---	---	---	---	---
	3.5	4.3	---	---	1.45	4.3	4.9	0.4	1.56	1.93	1.82	7.68	8.83	---	---	---	---	---
	2.0+2.0	3.25	3.25	---	1.65	6.5	7.95	0.36	1.52	2.54	1.63	6.98	11.62	4.26	A	3.84	3.8	1386
	2.0+2.5	3.07	3.83	---	1.65	6.9	8.12	0.36	1.69	2.55	1.63	7.74	11.67	4.08	A	3.85	3.8	1381
	2.0+3.5	2.73	4.77	---	1.8	7.5	8.67	0.37	1.95	2.67	1.68	8.92	12.22	3.85	A	3.79	4.3	1588
	2.5+2.5	3.6	3.6	---	1.65	7.2	8.49	0.36	1.8	2.6	1.63	8.25	11.9	3.99	A	3.78	4.00	1480
	2.5+3.5	3.29	4.61	---	1.89	7.9	9.03	0.38	2.13	2.93	1.72	9.73	13.41	3.72	A	3.76	4.3	1602
	3.5+3.5	4.3	4.3	---	2.17	8.6	9.38	0.42	2.51	3.15	1.94	11.51	14.42	3.42	A	3.93	4.8	1708
	2.0+2.0+2.0	2.6	2.6	2.6	2.01	7.8	10.44	0.41	1.91	2.73	1.89	8.76	12.49	4.08	A+	4.01	5.3	1849
	2.0+2.0+2.5	2.52	2.52	3.15	2.1	8.2	10.52	0.42	2.04	2.77	1.94	9.32	12.68	4.03	A+	4.02	5.3	1845
	2.0+2.0+3.5	2.29	2.29	4.01	2.31	8.6	10.68	0.44	2.27	2.93	2.02	10.39	13.41	3.79	A+	4.06	5.3	1827
	2.0+2.5+2.5	2.46	3.07	3.07	2.2	8.6	10.59	0.43	2.25	2.89	1.98	10.3	13.23	3.82	A+	4.03	5.3	1843
	2.0+2.5+3.5	2.15	2.69	3.76	2.4	8.6	10.68	0.46	2.25	2.93	2.11	10.29	13.41	3.83	A+	4.07	5.3	1823
	2.0+3.5+3.5	1.91	3.34	3.34	2.69	8.6	10.77	0.52	2.23	3.16	2.37	10.19	14.46	3.86	A+	4.11	5.3	1807
	2.5+2.5+2.5	2.87	2.87	2.87	2.31	8.6	10.65											

# CTXF-C + MXF-A/A9



- › Classe energetica A++ / A+
- › Design discreto: dimensioni compatte, linee morbide e pannello bianco opaco
- › Funzionamento ultra silenzioso con livelli sonori ridotti a 20 dBA
- › I consumi vengono ridotti dell'80% in modalità standby
- › La modalità Econo consente di risparmiare energia, riducendo la potenza elettrica assorbita che può essere così disponibile ad altri dispositivi
- › La modalità comfort evita che l'aria venga indirizzata direttamente sulle persone
- › Controlla il tuo sistema ovunque tu sia, via App tramite Smartphone o Tablet, installando l'accessorio BRP069A45 /B45



Unità interna				CTXF20C	CTXF25C	CTXF35C
Dimensioni	Altezza x Larghezza x Profondità		mm	286x770x225		
Peso			kg	8,5	8	9
Colore				Bianco		
Pressione sonora minima	Raffrescamento		dB(A)	20		
	Riscaldamento		dB(A)	21		
Potenza sonora			dB(A)	55		58

Unità esterna				2MXF40A	2MXF50A	3MXF52A/A9	3MXF68A/A9
Dimensioni	Unità	Altezza x Larghezza x Profondità	mm	550x840x330		734x958x385	
Peso	Unità		kg	36	41	57	62
Potenza sonora	Raffrescamento		dB(A)	60		59	61
	Riscaldamento		dB(A)	62		59	61
Pressione sonora	Raffrescamento	Nom.	dB(A)	46	48	46	48
	Riscaldamento	Nom.	dB(A)	48	50	47	48
Campo di funzionamento	Raffrescamento	T. esterna	Min.~ Max. °CBS	-10 ~ 46			
	Riscaldamento	T. esterna	Min.~ Max. °CBU	-15 ~ 18			
Refrigerante	Tipo			R32			
	Carica		Kg	0,88	1,15	1,80	2,00
	TCO <sub>eq</sub>			0,6	0,78	1,22	1,35
	GWP			675			
Collegamenti tubazioni	Liquido	DE	mm	6,35			
	Gas	DE	mm	9,5			
	Lunghezza tubazioni	UE - UI	Max. m	20		25	
	Lunghezza tot. tubaz. Sistema		Max. m	30		50	
	Dislivello	UI - UE	Max. m	15			
Alimentazione	Fase/Frequenza/Tensione		Hz/V	1 ~ / 50 / 220-240			
Corrente - 50Hz	Portata massima del fusibile (MFA)		A	16		20	

I prodotti Daikin sono disponibili presso:

Daikin Air Conditioning Italy S.p.A. non si assume responsabilità per eventuali errori o inesattezze nel contenuto di questo prospetto e si riserva il diritto di apportare ai suoi prodotti, in qualunque momento e senza preavviso, eventuali modifiche ritenute opportune per qualsiasi esigenza di carattere tecnico o commerciale.

**DAIKIN AIR CONDITIONING ITALY S.p.A.**

Via Ripamonti, 85 - 20141 Milano - Tel. (02) 51619.1 R.A. - Fax (02) 51619222 - www.daikin.it