

Product catalogue 2020
Heating



All-in-one comfort for residential applications

Our promise...

... is to ensure that customers can depend on Daikin for the ultimate in comfort, so that they are free to focus on their own working and home lives.

We promise to dedicate ourselves to technological excellence, a design focus and the highest quality standards so that our customers can trust and rely on the comfort we deliver. Our promise to the planet is absolute. Our products are at the forefront of low energy-usage and we will innovate to further reduce the environmental impact of our heating solutions.

From residential to collective heating solutions, from renovation to new build, we commit ourselves to answer all our customers' needs. Our heat pump DNA combined with our in-house combustion development positions Daikin as a leader, for now and the decades to come.

The image shows the Daikin logo in blue, mounted on a white building facade. The logo consists of a stylized 'D' followed by the word 'DAIKIN' in a bold, sans-serif font. The building's facade is composed of horizontal white panels. The background is a bright blue sky with scattered white clouds.

DAIKIN

Table of content

Daikin World	2	Boilers	143
Introduction	4	Condensing boilers.....	144
The quintessence of heat pump.....	4	Gas condensing boilers.....	146
New energy labels.....	5	Daikin Altherma 3 C Gas W.....	146
Stand By Me	6	Daikin Altherma C Gas W.....	152
Heat pumps	11	Daikin Altherma C Gas ECH ₂ O.....	154
Daikin Altherma 3 R	12	Daikin Altherma C Oil	158
Daikin Altherma 3 R F.....	14	Flue gas evacuation system.....	164
Daikin Altherma 3 R ECH ₂ O.....	20	Tanks	171
Daikin Altherma 3 R W.....	28	Thermal stores.....	172
Daikin Altherma 3 H	34	Stainless steel tanks.....	176
Daikin Altherma 3 H F.....	36	Oil boiler DHW tank.....	177
Daikin Altherma 3 H W.....	42	Controllers	179
Daikin Altherma R	48	Room controllers.....	180
Daikin Altherma R F.....	48	Online controllers.....	184
Daikin Altherma R ECH ₂ O.....	62	Multi-zone controllers.....	185
Daikin Altherma R W.....	68	Heat emitters NEW	187
Daikin Altherma M	78	Daikin Altherma HPC floor standing.....	188
Daikin Altherma 3 H HT NEW	84	Daikin Altherma HPC wall mounted.....	190
Daikin Altherma 3 H HT F.....	90	Daikin Altherma HPC concealed.....	191
Daikin Altherma 3 H HT ECH ₂ O.....	96	Daikin Altherma UFH.....	196
Daikin Altherma 3 H HT W.....	102	Solar heating systems	200
Daikin Altherma R HT	108	Solar panels for pressurised use and Drain-back system.....	208
Daikin Altherma M HW	112	Solar panel - pressurised system.....	210
Daikin Altherma R HW	114	Solar panels - drain-back system.....	212
Daikin Altherma R Flex Type HT HW	116	Solar collector.....	215
Daikin Altherma R Flex Type	118	Pump station.....	215
Daikin Altherma Ground source heat pump	120		
Daikin Altherma 3 GEO NEW	120		
Daikin Altherma GEO.....	127		
Daikin Altherma Hybrid heat pump	128		
Daikin Altherma R Hybrid.....	128		
Daikin Altherma R Hybrid + multi.....	132		
Daikin Altherma H Hybrid.....	136		

The quintessence of heat pump

What is the essence of... Quintessence?
The purity of an idea, streamlined, stripped back...
until nothing is left... but perfection.

The quintessence stands for:

- ✓ The most perfect example of quality or class
- ✓ The purest essence of something
- ✓ The most refined part of something

Thanks to number of dedicated development,
the Daikin Altherma 3 H HT outdoor unit
represents the best that can be done for
air-to-water heat pumps.

The Daikin Altherma 3 H HT is the first Daikin
outdoor unit with a distinctive design. Its single
fan reducing the sound level and its black front
grill makes the unit fit in any environment.

Superior performance, renewable energy use,
design and acoustic comfort.

This is what the Quintessence of heat pump
is all about.



Anti-vibration plate



R-32 double
injection compressor



Single fan



Black horizontal
front grill

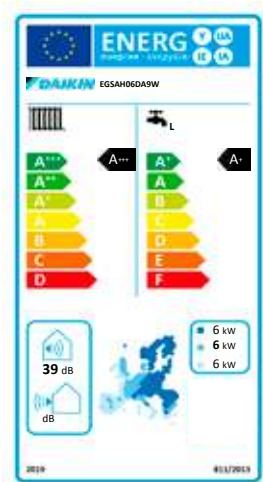
Top-notch technologies and efficiency

Daikin commits to develop the most effective technologies to reach the best energy efficiency levels and respect the planet. Our Bluevolution technology uses the R-32 refrigerant, which largely lowers CO₂ emissions compared to its competitors. Daikin leads again the way for better heating solutions and a better environment.

Customers are looking for the best solutions for their home, with an eye on the energy efficiency labels. Daikin always proposes the most environment friendly units with the maximum energy labels for the heat pumps. Since the 26th of September 2019, new energy labels are available and rate the heating products from A+++ to D in space heating, and from A+ to F in water heating.

The third generation Daikin Altherma heat pumps reach this efficiency thanks to the Bluevolution technology. It combines an in-house developed compressor and the R-32 refrigerant which makes it unique on the market.

Less CO₂ emissions & more efficiency, the recipes for top-notch technologies.



Heat Pump Keymark

A unique certificate for the European market



The Heat Pump KEYMARK is a voluntary, independent, European certification mark for all heat pumps. It certifies space heating performance, sound power level, domestic hot water performance as well as operating tests.

The Heat Pump KEYMARK is based on independent, third-party testing and demonstrates compliance with product requirements as set in the Heat Pump KEYMARK scheme rules and with efficiency requirements as set by Ecodesign Lot 1, Lot 2.

As a group, we are strongly convinced of the quality of this scheme, both for our customers and ourselves as manufacturers. It is therefore our intention to certify the entire portfolio of Daikin Altherma heat pumps.

Find all our certified products on <http://www.heatpumpkeymark.com>.

Stand By Me,

a journey to customer satisfaction

It's time to relax. With your customer's new Daikin installation and Stand By Me service programme, you can rest assured they are benefiting from the best comfort, energy efficiency, usability and service available on the market. Stand By Me eliminates your clients' worries and provides them with a free, extended warranty, quick follow-up from Daikin service providers, and additional warranties for specific parts.



Free warranty extension



The first advantage of **Stand By Me** is a free warranty extension:

- ✓ Applies to both labour and parts
- ✓ Begins immediately after registration



Quick follow-up by Daikin service partners

Daikin service partners are automatically notified when a customer registers their installation on www.standbyme.daikin.eu and needs maintenance.

Your customer is guaranteed:

- ✓ Quick and reliable service
- ✓ Management of all information related to their installation such as, registration documents, attendance records, maintenance records, etc.
- ✓ Realtime error codes are informing the service partner about possible issues



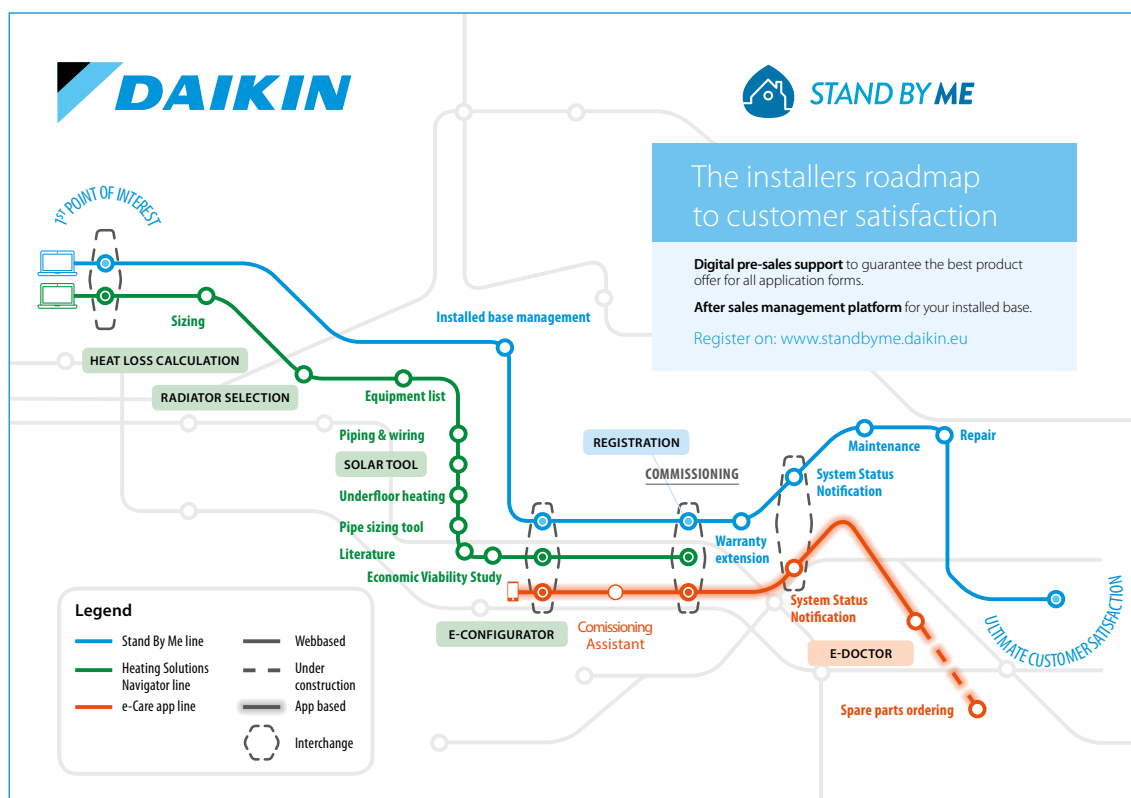
Extended warranty on parts

For a small fee, customers can extend the warranty on specific parts. Contact your local Daikin branche to have more information about the specific offer in your country. **Stand By Me** guarantees:

- ✓ That each component is replaced quickly
- ✓ Helps avoid financial surprises
- ✓ Long life and smooth operation and all other benefits of a Daikin installation
- ✓ Reliable service from official Daikin service partners

Daikin service partners work exclusively with Daikin parts and have all of the necessary technical knowledge to solve any issue that may arise.

Stand By Me roadmap overview

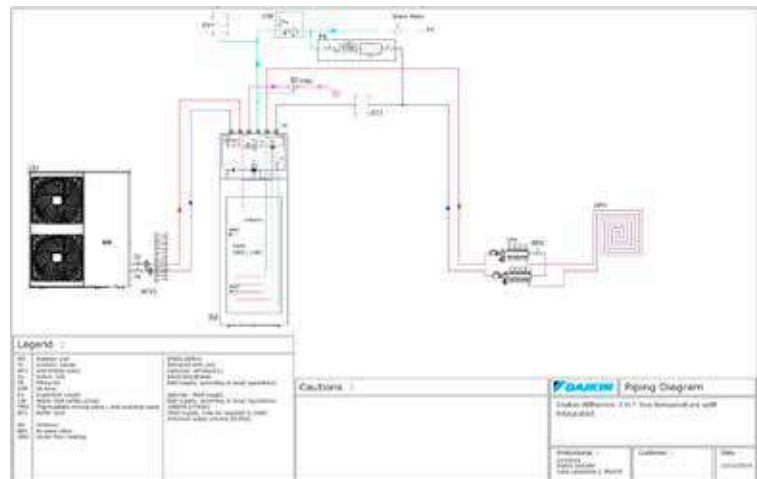
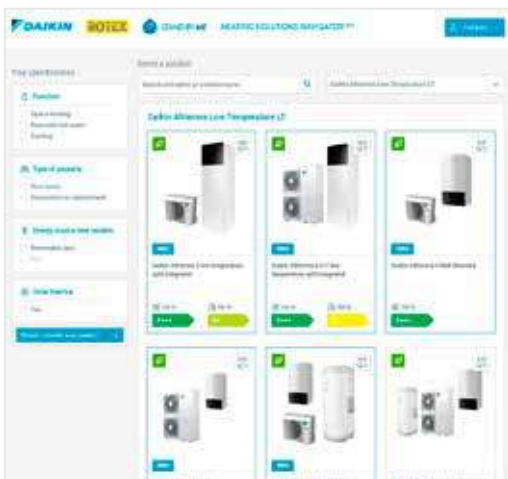


Heating Solutions Navigator



Want to know more about our Heating Solutions Navigator?

- › The Heating Solutions Navigator is a digital toolbox developed for Daikin professionals with the aim to assist in providing the best fit solution for your customers home
- › With this tool you can configure your installation, create custom made piping & wiring diagrams, set the configuration on your installation and much more



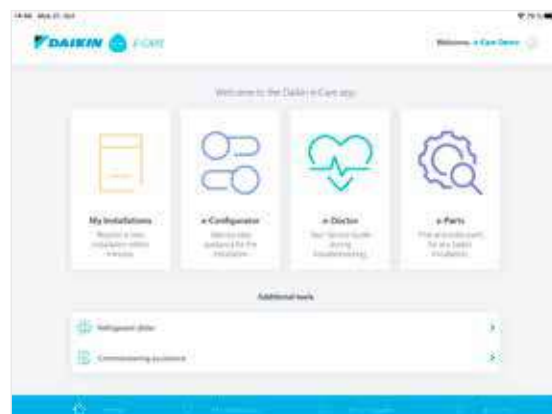
E-Care app



The Daikin e-Care app wants to make the life of a Daikin installer easier by offering Stand By Me registrations via QR code scanning, easy configuration of your heating installation and troubleshooting via the e-Doctor part.

NEW

Order your **spareparts** directly via the e-Care app, update the settings of your installation with a **Wifi USB** stick and avoid any possible mistake during commissioning of your installation thanks to the easy guidance of the **Commissioning Assistant**.





Stand By Me and the Heating Solutions Navigator are built to connect between yourself and Daikin to make your life easier.

Interested in how the platform operates? Please scan the QR-codes to see a demo for each tool.



HEATING SOLUTIONS NAVIGATOR (HSN)
professional.standbyme.daikin.eu

The Heating Solutions Navigator is a digital toolbox developed for Daikin professionals with the aim to assist in providing the best fit solution for your customers homes. With this tool you can configure your installation, create custom made piping & wiring diagrams, set the configuration on your installation and much more.



SIZING

HSN Heat loss calculation tool/ Room by Room

The optional 'Room by Room' heat load calculation tool, is a tool which enable you to calculate the heat load in a property. Next to the Room by Room, a simplified heat load calculation is available.

SOLAR

HSN Solar Selection Tool

The Solar Selection Tool shows the benefits of a DAIKIN solar system and supports professionals in selecting the right solar system for a house.

PIPE SIZING TOOL

Calculate the maximum hydronic piping length from the indoor unit to the outdoor unit based on the emitter pressure drop or the other way around.

ECONOMIC VIABILITY STUDY

Compare your Daikin solution with a benchmark solution.

INSTALLED BASE MANAGEMENT



RADIATOR

HSN Radiator Selection Tool

This Radiator selector tool supports customers in selecting the appropriate radiator size for each room.

EQUIPMENT LIST

UNDERFLOOR HEATING

The underfloor Heating Tool gives the customer an indication of material that is needed for a specific project. A detailed calculation and floorplan can also be asked via this toolbox.

PIPING & WIRING

Customized piping and wiring diagrams are generated for each and every project, taking into account many parameters such as heat generator, zoning, emitter type and options.

CONFIGURATION TOOL

The e-Configurator is a web based tool and app which allows installers to configure the settings of Daikin Altherma heat pumps remotely. Thanks to its user friendly and intuitive interface, configuration can be completed in a couple of steps. Then it can be stored as a pdf or saved in the USB stick/SD card to upload it in the heat pump on site.



LITERATURE



**CONTACT YOUR LOCAL
SBM/HSN SPECIALIST**

REGISTRATION

Installation Registration SBM is an after-sales service tool where end-users can extend the warranty on their installation or order maintenance packages. All Daikin professionals have an essential role in these service offerings.

With Stand By Me, you, as Daikin professional, can keep a complete digital logbook of your installed base of Daikin products and consult it via any mobile device.

COMMISSIONING

COMMISSIONING ASSISTANT

Use this special hydro check module during commissioning.



DEMO

WARRANTY EXTENSION

SYSTEM STATUS NOTIFICATION

SYSTEM STATUS NOTIFICATION

Receive malfunction codes of your installations directly on your Stand By Me platform or via a notification in the e-Care app.

MAINTENANCE



DEMO

E-DOCTOR

Part of e-Care
Daikin e-Doctor is part of e-Care, an application to guide our Daikin colleagues and installers in troubleshooting a unit.

REPAIR

SPARE PARTS ORDERING

ULTIMATE CUSTOMER SATISFACTION

E-CARE



DAIKIN

Stand By Me, a journey towards customer satisfaction




Table of content

Heat pumps

Daikin Altherma 3 R	12
Daikin Altherma 3 R F	14
Daikin Altherma 3 R ECH ₂ O	20
Daikin Altherma 3 R W	28
Daikin Altherma 3 H	34
Daikin Altherma 3 H F	36
Daikin Altherma 3 H W	42
Daikin Altherma R	48
Daikin Altherma R F	48
Daikin Altherma R ECH ₂ O	62
Daikin Altherma R W	68
Daikin Altherma M	78
Daikin Altherma 3 H HT NEW	84
Daikin Altherma 3 H HT F	90
Daikin Altherma 3 H HT ECH ₂ O	96
Daikin Altherma 3 H HT W	102
Daikin Altherma R HT	108
Daikin Altherma M HW	112
Daikin Altherma R HW	114
Daikin Altherma R Flex Type HT HW	116
Daikin Altherma R Flex Type	118
Daikin Altherma Ground source heat pump	120
Daikin Altherma 3 GEO	120
Daikin Altherma GEO	127
Daikin Altherma Hybrid heat pump	128
Daikin Altherma R Hybrid	128
Daikin Altherma R Hybrid + multi	132
Daikin Altherma H Hybrid	136

Daikin Altherma 3 R

powered by Bluevolution
with R-32 refrigerant



Why choose Daikin Altherma 3 R?

Bluevolution technology combines very high efficient compressors developed by Daikin with the future of refrigerants: R-32.



High performance

- › Delivering temperatures up to 65 °C at high efficiency, the R-32 Daikin Altherma 3 R is suitable for both underfloor heating and radiators and retains its pedigree trademark in frost protection down to -25 °C, ensuring reliable operation even in the coldest climates
- › The optimal combination of Bluevolution technology offers the highest performance:
 - » Seasonal efficiency up to A+++ (energy label 2019)
 - » Heating efficiency up to a COP of 5,1 (at 7 °C/35 °C)
 - » Domestic hot water efficiency up to COP of 3,3 (EN16147)
- › Available in 4, 6 and 8 kW

Easy to install

- › Delivered ready to work: all key hydraulic elements are already factory mounted
- › The new design enables that all servicing can be done from the front and all piping can be accessed at the top of the unit
- › Stylish modern outlook
- › The outdoor unit is tested and charged with refrigerant, installation time is reduced

Easy commissioning

- › Integrated high resolution colour interface
- › Quick wizard allowing commissioning in maximum 9 easy steps to have the full system ready to work
- › Next to that the configuration can take place remotely to upload later on the unit after the day of the installation

Easy to control

- › The combined effect of the Daikin Altherma weather dependent set-point controls and its inverter compressors maximises the efficiency of the new R-32 Daikin Altherma 3 R at each outdoor temperature, assuring consistent room temperatures at all times.
- › To control on a daily basis your home temperature, settings can be done anywhere at any time via the Daikin Residential Controller app. This online controller allows adjustment of home comfort levels to suit individual preferences while achieving further energy efficiencies. The R-32 Daikin Altherma 3 R range can also be fully integrated with other home control systems



Control via app with the Daikin Residential Controller

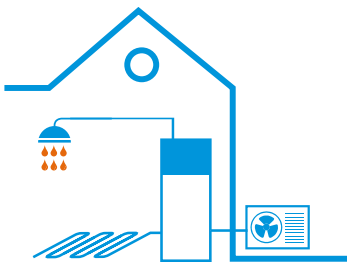
Daikin Altherma 3 R offers a wide range to adapt to your customers needs

✓ **Best seasonal efficiencies** providing the highest savings on running costs

✓ Perfect fit for **new builds**, as well as for low energy houses

✓ A leaving water temperature up to 65 °C makes it also a **perfect choice for refurbishments**

To cover all applications, the Daikin Altherma 3 R is available in 3 different indoor units



Daikin Altherma 3 R F

Floor standing unit with integrated domestic hot water tank

Compact and yet 100% comfort guaranteed

- › All components and connections are factory mounted
- › Very small 595 x 625 mm installation footprint required
- › Minimum electrical input with constantly available hot water
- › Dedicated Bi-Zone models available: two temperature zones automatically regulated by the same indoor unit
- › Modern stylish design available in white or silver-grey

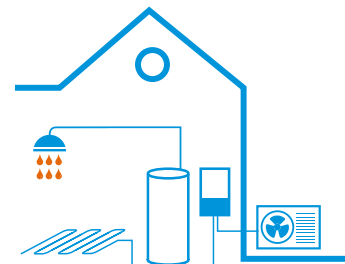


Daikin Altherma 3 R ECH₂O

Floor standing unit with integrated ECH₂O tank

Integrated solar unit and domestic hot water tank

- Maximising renewable energy with top comfort for hot water preparation
- › Solar support for domestic hot water
 - › Lightweight plastic tank
 - › Bivalent option: can be combined with a secondary heat source
 - › App control available



Daikin Altherma 3 R W

Wall mounted unit

High flexibility for installation and domestic hot water connection

- › Compact unit with small installation (almost no side clearance is required)
- › Can be combined with a space separate domestic hot water tank up to 500 litres, with or without solar support
- › Stylish modern design



Daikin Altherma 3 R F

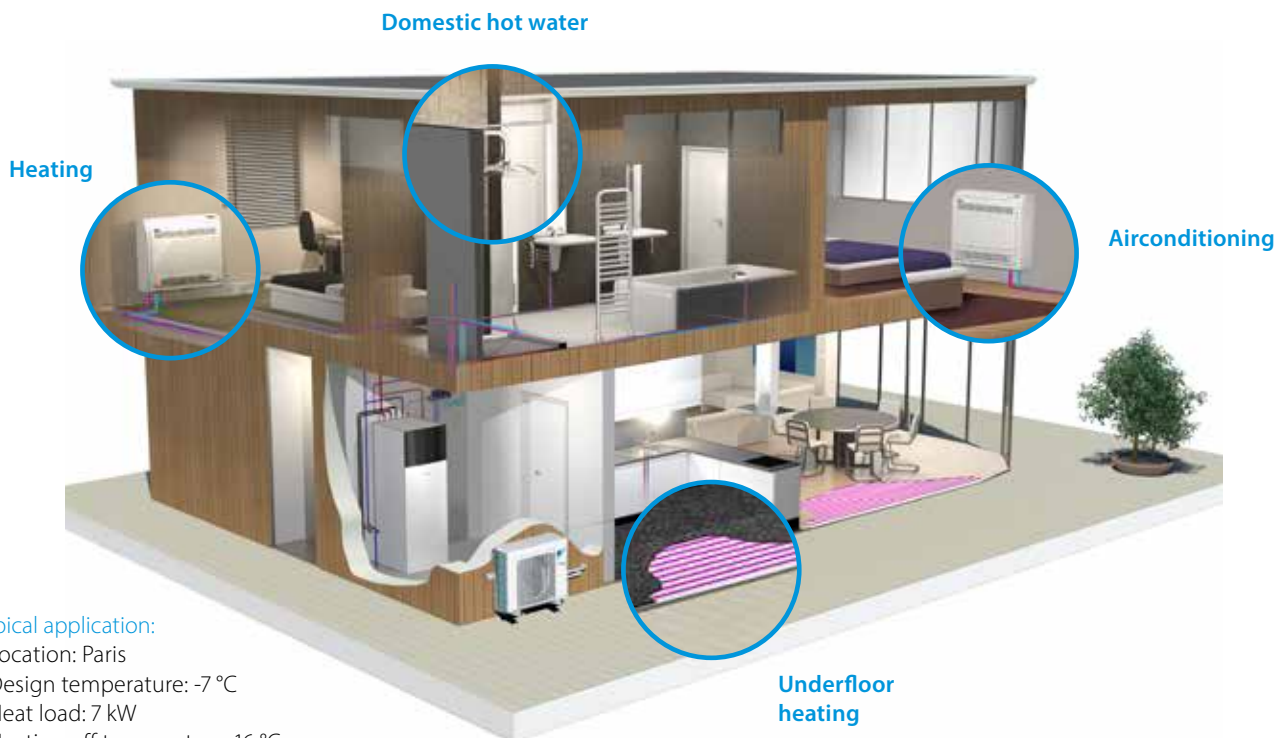
floor standing unit with integrated domestic hot water tank

Why choose Daikin floor standing unit with integrated domestic hot water tank?

The Daikin Altherma 3 floor standing unit is the ideal system **to deliver heating, domestic hot water and cooling** for new build and low energy houses.

All in one system to save installation space and time

- › A combined stainless steel domestic hot water tank of 180 or 230 l and heatpump ensures a faster installation compared to traditional systems
- › Inclusion of all hydraulic components means no third party components are required
- › PCB board and hydraulic components are located in the front for easy access
- › Small installation footprint of 595 x 600 mm
- › Integrated back-up heater choice of 3, 6, 9 kW as well as back-up heater less models are available
- › Dedicated Bi-Zone models allowing temperature monitoring for 2 zones connect underfloor heating to radiators for optimise efficiency



Typical application:

- › Location: Paris
- › Design temperature: -7 °C
- › Heat load: 7 kW
- › Heating off temperature: 16 °C

All-in one design

Reduces the installation footprint and height

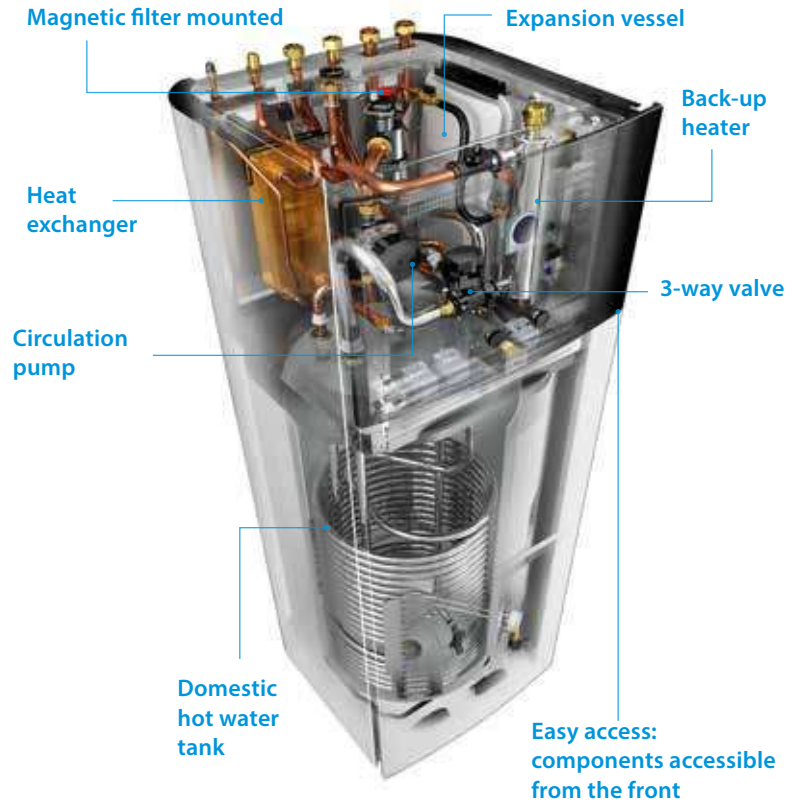
Compared to the traditional split version for a wall mounted indoor unit and a separate domestic hot water tank, the integrated indoor unit greatly reduces the installation space required.

With a small footprint of 595 x 600 mm, the integrated indoor unit has a similar footprint when compared to other household appliances.

For installation projects, almost no side clearance is necessary as the piping is located at the top of the unit.

With an installation height of 1,65 m for an 180 l tank and 1,85 m for a 230 l tank, the required installation height is less than 2 m.

The compactness of the integrated indoor unit is emphasised by its sleek design and modern look, easy blending in with other household appliances.



Advanced user interface



The Daikin Eye

The intuitive Daikin eye shows you in real time the status of your system.

Blue is perfect! Should the eye turn red, an error has occurred.

Quick to configure

Log in and you'll be able to completely configure the unit via the new MMI in less than 10 steps. You can even check if the unit is ready for use by running test cycles!

Easy operation

Work super-fast with the new MMI. It's super easy to use with just a few buttons and 2 navigational knobs.

Beautiful design

The MMI was especially designed to be very intuitive. The high contrasted colour screen delivers stunning and practical visuals that really help you as installer or service engineer.

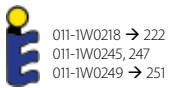
Integrated indoor unit



Daikin Altherma 3 R F

Floor standing air to water heat pump for **heating and hot water**; ideal for low energy houses

- › A combined stainless steel domestic hot water tank of 180 or 230 l and heat pump for easy installation
- › Inclusion of all hydraulic components means no third party components are required
- › PCB board and hydraulic components are located in the front for easy access
- › Small installation footprint of 595 x 625 mm
- › Integrated back-up heater choice of 6 or 9 kW
- › Outdoor unit extracts heat from the outdoor air, even at -25 °C



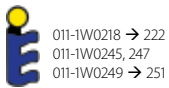
Efficiency data		EHVH + ERGA		04S18D6V(G)+04DV	04S23D6V(G)+04DV	08S18D6V(G)/D9W(G)+06DV	08S23D6V(G)/D9W(G)+06DV	08S18D6V(G)/D9W(G)+08DV	08S23D6V(G)/D9W(G)+08DV	
Heating capacity	Nom.			kW		6.00 (1) / 5.90 (2)		7.50 (1) / 7.80 (2)		
Power input	Heating	Nom.		kW		1.24 (1) / 1.69 (2)		1.63 (1) / 2.23 (2)		
COP				5.10 (1) / 3.65 (2)		4.85 (1) / 3.50 (2)		4.60 (1) / 3.50 (2)		
Space heating	Average climate water outlet 55 °C	General	SCOP			3.26		3.32		
			η _{sp} (Seasonal space heating efficiency)	%		127		130		
						A++				
Average climate water outlet 35 °C	General	General	SCOP	4.48		4.47		4.56		
			η _{sp} (Seasonal space heating efficiency)	%		176		179		
						A+++				
Domestic hot water heating	General	Declared load profile		L	XL	L	XL	L	XL	
	Average climate	η _{wh} (water heating efficiency)	Water heating energy efficiency class	125	133	125	133	125	133	
						A+				
Indoor Unit		EHVH		04S18D6V(G)	04S23D6V(G)	08S18D6V(G)/D9W(G)	08S23D6V(G)/D9W(G)	08S18D6V(G)/D9W(G)	08S23D6V(G)/D9W(G)	
Casing	Colour			White + Black						
	Material			Resin / Sheet metal						
Dimensions	Unit	Height x Width x Depth		mm	1,650 x 595 x 625	1,850 x 595 x 625	1,650 x 595 x 625	1,850 x 595 x 625	1,650 x 595 x 625	
Weight	Unit			kg	119	128	119	128	119	
Tank	Water volume			l	180	230	180	230	180	
	Maximum water temperature			°C	70					
	Maximum water pressure			bar	10					
	Corrosion protection				Pickling					
Operation range	Heating	Ambient	Min.~Max.	°C	5~30					
		Water side	Min.~Max.	°C	15~65					
	Domestic hot water	Ambient	Min.~Max.	°CDB	5~35					
		Water side	Max.	°C	70					
Sound power level	Nom.		dBA	42						
Sound pressure level	Nom.		dBA	28						
Outdoor Unit		ERGA		04DV	06DV		08DV			
Dimensions	Unit	Height x Width x Depth		mm	740 x 884 x 388					
Weight	Unit			kg	58.5					
Compressor	Quantity				1					
	Type				Hermetically sealed swing compressor					
Operation range	Cooling	Min.~Max.		°CDB	10~43					
	Domestic hot water	Min.~Max.		°CDB	-25~35					
Refrigerant	Type				R-32					
	GWP				675.0					
	Charge			kg	1.50					
	Charge			TCO ₂ Eq	1.01					
						Expansion valve				
Sound power level	Heating	Nom.		dBA	58	60		62		
	Cooling	Nom.		dBA	61	62				
Sound pressure level	Heating	Nom.		dBA	44	47		49		
	Cooling	Nom.		dBA	48	49		50		
Power supply	Name/Phase/Frequency/Voltage		Hz/V	V3/1N~/50/230						
Current	Recommended fuses		A	25						

(1) Cooling Ta 35 °C - LWE 18 °C (DT = 5 °C); heating Ta DB/WB 7 °C/6 °C - LWC 35 °C (DT = 5 °C) (2) Cooling Ta 35 °C - LWE 7 °C (DT = 5 °C); heating Ta DB/WB 7 °C/6 °C - LWC 45 °C (DT = 5 °C).

Daikin Altherma 3 R F

Floor standing air to water heat pump for **heating, cooling and hot water**; ideal for low energy houses

- › A combined stainless steel domestic hot water tank of 180 or 230 l and heat pump for easy installation
- › Inclusion of all hydraulic components means no third party components are required
- › PCB board and hydraulic components are located in the front for easy access
- › Small installation footprint of 595 x 625 mm
- › Integrated back-up heater choice of 3, 6, 9 kW
- › Outdoor unit extracts heat from the outdoor air, even at -25 °C



011-1W0218 → 222
011-1W0245, 247
011-1W0249 → 251

up to **A+++** **A+** **65 °C** **R-32**

Heat pumps

Efficiency data				EHVX + ERGA	04S18D3V(G)/D6V(G) + 04DV	04S23D3V(G)/D6V(G) + 04DV	08S18D6V(G)/D9W(G) + 06DV	08S23D6V(G)/D9W(G) + 06DV	08S18D6V(G)/D9W(G) + 08DV	08S23D6V(G)/D9W(G) + 08DV
Heating capacity	Nom.		kW		4.30 (1) / 4.60 (2)		6.00 (1) / 5.90 (2)		7.50 (1) / 7.80 (2)	
Power input	Heating	Nom.	kW		0,850 (1) / 1.26 (2)		1.24 (1) / 1.69 (2)		1.63 (1) / 2.23 (2)	
Cooling capacity	Nom.		kW		4.86 (1) / 4.52 (2)		5.96 (1) / 5.09 (2)		6.25 (1) / 5.44 (2)	
Power input	Cooling	Nom.	kW		0,940 (1) / 1.36 (2)		1.06 (1) / 1.55 (2)		1.16 (1) / 1.73 (2)	
COP					5.10 (1) / 3.65 (2)		4.85 (1) / 3.50 (2)		4.60 (1) / 3.50 (2)	
EER					5.17 (1) / 3.32 (2)		5.61 (1) / 3.28 (2)		5.40 (1) / 3.14 (2)	
Space heating	Average climate water outlet 55 °C	General	SCOP		3.29		3.28		3.35	
			η _s (Seasonal space heating efficiency)	%	129		128		131	
	Average climate water outlet 35 °C	General	SCOP		4.54		4.52		4.61	
			η _s (Seasonal space heating efficiency)	%	179		178		181	
					A++					
Domestic hot water heating	General	Declared load profile			L	XL	L	XL	L	XL
	Average climate	η _{wh} (water heating efficiency)	%		127	125	134	133	125	133
		Water heating energy efficiency class			A+					

Indoor Unit				EHVX	04S18D3V(G)/D6V(G)	04S23D3V(G)/D6V(G)	08S18D6V(G)/D9W(G)	08S23D6V(G)/D9W(G)	08S18D6V(G)/D9W(G)	08S23D6V(G)/D9W(G)
Casing	Colour	White + Black								
	Material	Resin / Sheet metal								
Dimensions	Unit	Height x Width x Depth	mm	1,650 x 595 x 625	1,850 x 595 x 625	1,650 x 595 x 625	1,850 x 595 x 625	1,650 x 595 x 625	1,850 x 595 x 625	1,850 x 595 x 625
Weight	Unit		kg	119	128	119	128	119	128	128
Tank	Water volume		l	180	230	180	230	180	230	230
	Maximum water temperature		°C				70			
	Maximum water pressure		bar				10			
	Corrosion protection						Pickling			
Operation range	Heating	Ambient	Min.~Max.	°C	5~30					
		Water side	Min.~Max.	°C	15~65					
	Cooling	Ambient	Min.~Max.	°CDB	5~35					
		Water side	Min.~Max.	°C	5~22					
	Domestic hot water	Ambient	Min.~Max.	°CDB	5~35					
		Water side	Max.	°C	70					
Sound power level	Nom.		dBA	42						
Sound pressure level	Nom.		dBA	28						

Outdoor Unit				ERGA	04DV	06DV	08DV
Dimensions	Unit	Height x Width x Depth	mm		740 x 884 x 388		
Weight	Unit		kg		58.5		
Compressor	Quantity				1		
	Type				Hermetically sealed swing compressor		
Operation range	Cooling	Min.~Max.	°CDB		10~43		
	Domestic hot water	Min.~Max.	°CDB		-25~35		
Refrigerant	Type				R-32		
	GWP				675.0		
	Charge		kg		1.50		
	Charge		TCO ₂ Eq		1.01		
Sound power level	Heating	Nom.	dBA		58		62
					60		62
	Cooling	Nom.	dBA		61		62
					48		50
Sound pressure level	Heating	Nom.	dBA	44			
	Cooling	Nom.	dBA	48			
Power supply	Name/Phase/Frequency/Voltage		Hz/V	V3/1N~/50/230			
Current	Recommended fuses		A	25			

(1) Cooling Ta 35 °C - LWE 18 °C (DT = 5 °C); heating Ta DB/WB 7 °C/6 °C - LWC 35 °C (DT = 5 °C) (2) Cooling Ta 35 °C - LWE 7 °C (DT = 5 °C); heating Ta DB/WB 7 °C/6 °C - LWC 45 °C (DT = 5 °C).

Daikin Altherma 3 R F

Floor standing integrated with two different temperature zones monitoring

- › A combined stainless steel domestic hot water tank of 180 or 230 l and heat pump for easy installation
- › Inclusion of all hydraulic components means no third party components are required
- › PCB board and hydraulic components are located in the front for easy access
- › Small installation footprint of 595 x 625 mm
- › Integrated back-up heater choice of 6 or 9 kW
- › Outdoor unit extracts heat from the outdoor air, even at -25 °C









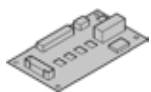
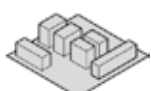




011-1W0218 → 222



Efficiency data		EHVZ + ERGA		04S18D6V(G) + 04DV	08S18D6V(G)/D9W(G) + 06DV	08S23D6V(G)/D9W(G) + 06DV	08S18D6V(G)/D9W(G) + 08DV	08S23D6V(G)/D9W(G) + 08DV
Heating capacity	Nom.			kW		4.30 (1) / 4.60 (2)		6.00 (1) / 5.90 (2)
Power input	Heating	Nom.		kW		0.850 (1) / 1.26 (2)		1.24 (1) / 1.69 (2)
COP					5.10 (1) / 3.65 (2)		4.85 (1) / 3.50 (2)	
Space heating	Average climate water outlet 55 °C	General	SCOP			3.26		3.32
			η _{sp} (Seasonal space heating efficiency)	%		127		130
			Seasonal space heating eff. class			A++		
Domestic hot water heating	Average climate water outlet 35 °C	General	SCOP	4.48		4.47		4.56
			η _{sp} (Seasonal space heating efficiency)	%		176		179
			Seasonal space heating eff. class			A+++		
Domestic hot water heating	General	Declared load profile		L		XL		L
	Average climate	η _{wh} (water heating efficiency)		%		125		133
		Water heating energy efficiency class				A+		
Indoor Unit		EHVZ		04S18D6V(G)	08S18D6V(G)/D9W(G)	08S23D6V(G)/D9W(G)	08S18D6V(G)/D9W(G)	08S23D6V(G)/D9W(G)
Casing	Colour			White + Black				
	Material			Resin / Sheet metal				
Dimensions	Unit	Height x Width x Depth		mm		1,650 x 595 x 625		1,850 x 595 x 625
Weight	Unit			kg		125		133
Tank	Water volume			l		180		230
	Maximum water temperature			°C		70		70
	Maximum water pressure			bar		10		10
	Corrosion protection					Pickling		Pickling
Operation range	Heating	Ambient	Min.~Max.	°C		5~30		5~30
		Water side	Min.~Max.	°C		15~65		15~65
	Domestic hot water	Ambient	Min.~Max.	°CDB		5~35		5~35
		Water side	Max.	°C		70		70
Sound power level	Nom.			dBA		42		28
Sound pressure level	Nom.			dBA		42		28
Outdoor Unit		ERGA		04DV	06DV	08DV		
Dimensions	Unit	Height x Width x Depth		mm		740 x 884 x 388		
Weight	Unit			kg		58.5		
Compressor	Quantity					1		
	Type					Hermetically sealed swing compressor		
Operation range	Cooling	Min.~Max.		°CDB		10~43		
	Domestic hot water	Min.~Max.		°CDB		-25~35		
Refrigerant	Type					R-32		
	GWP					675.0		
	Charge			kg		1.50		
	Charge			TCO ₂ Eq		1.01		
	Control					Expansion valve		
Sound power level	Heating	Nom.		dBA		58		
	Cooling	Nom.		dBA		61		
Sound pressure level	Heating	Nom.		dBA		44		
	Cooling	Nom.		dBA		48		
Power supply	Name/Phase/Frequency/Voltage		Hz/V		V3/1N~/50/230			
Current	Recommended fuses		A		25			

(1) Cooling Ta 35 °C - LWE 18 °C (DT = 5 °C); heating Ta DB/WB 7 °C/6 °C - LWC 35 °C (DT = 5 °C) (2) Cooling Ta 35 °C - LWE 7 °C (DT = 5 °C); heating Ta DB/WB 7 °C/6 °C - LWC 45 °C (DT = 5 °C).

Options

	Type	Material name	Daikin Altherma 3 RF
Controllers		Remote user interface	BRC1HHDW/S/K ●
		LAN Adapter + PV Solar connection	BRP069A61 ●
		LAN only	BRP069A62 ●
		Room thermostat (wired)	EKRTWA ●
		Room thermostat (wireless)	EKRTR1 ●
		External sensor	EKRTETS ●
Adapter		Demand PCB	EKRP1AHTA ●
		Digital I/O PCB	EKRP1HBAA ●
Installation		Bi-Zone kit (watts kit)	BZKA7V3 ● (excluding EHVZ)
Sensors		Remote indoor sensor	KRCS01-1 ●
		Remote outdoor sensor	EKRSCA-1 ●
Others		PC USB Cable	EKPCCAB4 ●
		Conversion kit	EKHBCONV ●
		Low sound cover for ERGA-D	EKLVCONV ● EKLN-A ●

Floor standing unit with integrated ECH₂O tank

The Daikin Altherma low temperature split integrated ECH₂O is renowned for its ability to maximise renewable energy sources to provide the ultimate comfort in heating, domestic hot water and cooling.

Intelligent storage management

- › The unit is 'Smart Grid' ready to take advantage of low energy tariffs and efficiently store thermal energy for space heating and domestic hot water
- › Continuous heating during defrost mode and use of stored heat for space heating (500 l tank only)
- › Electronic management of both heat pump and ECH₂O thermal store maximises energy efficiency, as well as convenient heating and domestic hot water
- › Achieves the highest standards for water sanitation
- › Uses more renewable energy with solar connection

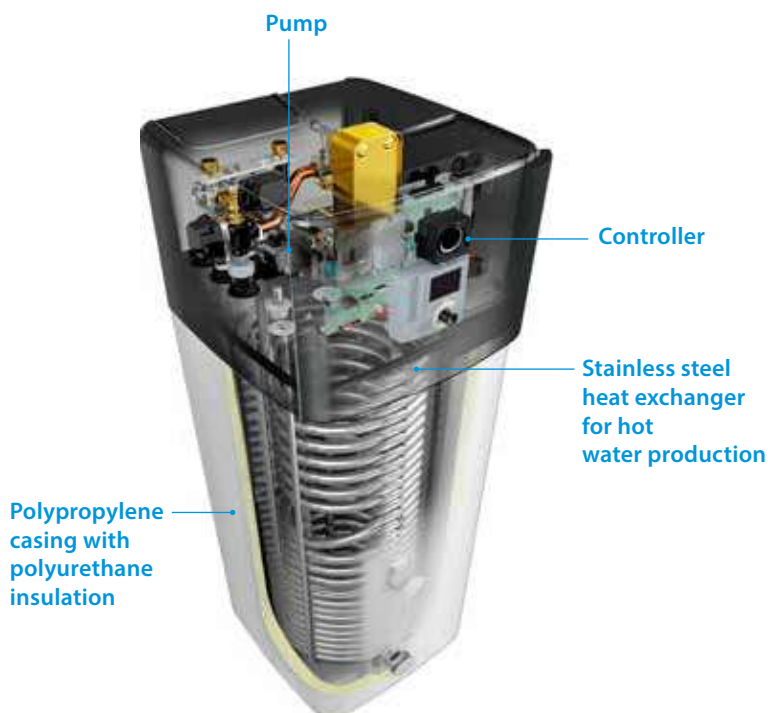
Innovative and high-quality tank

- › Lightweight plastic tank
- › No corrosion, anode, scale or lime deposits
- › Contains impact resistant polypropylene inner and outer walls filled with high-grade insulation foam to reduce heat losses to a minimum

Combinable with other heat sources

- › The bivalent option allows heat from other sources such as oil, gas or pellet-fired boilers to be stored in the solar system, further lowering energy consumption

ECH₂O



Advanced user interface



The Daikin-Eye

The intuitive Daikin eye shows you in real time the status of your system. Blue is perfect! Should the eye turn red, an error has occurred.

Quick to configure

Log in and you'll be able to completely configure the unit in less than 10 steps. You can even check if the unit is ready for use by running test cycles!

Easy operation

The user interface works really fast thanks to its icon-based menu.

Beautiful design

The interface was especially designed to be very intuitive. The high contrasted colour screen delivers stunning and practical visuals that really help you as installer or service engineer.

ECH₂O thermal store range: additional hot water comfort

Combine your indoor unit with a thermal store to achieve the ultimate comfort at home

- › Fresh water principle: receive domestic hot water on demand while eliminating the risk of contamination and sedimentation
- › Optimal domestic hot water performance: the low temperature evolution enables high tapping performance
- › Fit for the future: possibility to integrate with renewable solar energy and other heat sources, e.g. fireplace
- › Lightweight and robust build of the unit combined with the cascade principle offers flexible installation options

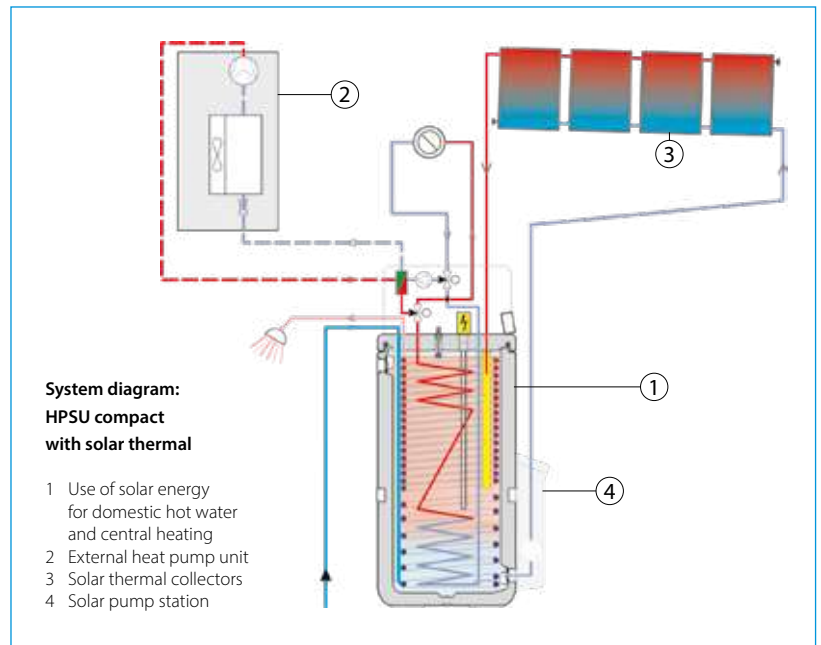
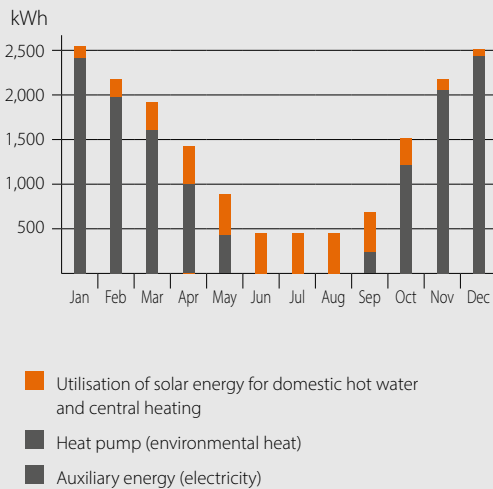
Pressureless (drain-back) solar system (EHS-D(2), EHSX-D(2))

- › The solar collectors are only filled with water when sufficient heating is provided by the sun
- › The pumps in the control and pump unit switch on briefly and fill the collectors with storage tank water
- › After filling, water circulation is maintained by the remaining pump

Pressurised solar system (EHSHB-D(2), EHSXB-D(2))

- › System is filled with heat transfer fluid with the correct amount of antifreeze to avoid freezing in winter
- › System is pressurised and sealed

Monthly energy consumption of an average detached house



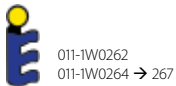
Daikin Altherma 3 R ECH₂O

Floor standing air to water heat pump for heating and hot water with thermal solar support

- › Integrated solar unit, offering top comfort in heating and hot water
- › Maximum use of renewable energy: uses heat pump technology for heating and solar support for space heating and domestic hot water production
- › Fresh water principle: hygienic water, with no need for thermal legionella disinfection
- › Maintenance-free tank: no corrosion, anode, scale or lime deposits, and no loss of water through safety valve
- › Solar support of domestic hot water with pressureless (drain-back) solar system
- › Heat loss is reduced to a minimum thanks to the high quality insulation
- › App control possible for managing heating, hot water and cooling operation
- › Outdoor unit extracts heat from the outdoor air, even at -25 °C
- › Possible to connect to photovoltaic solar panels to provide energy for your heat pump



up to **A+++** up to **A+** **65 °C** **R-32**



Efficiency data		EHS-D + ERGA		04P30D2 + 04DV	08P30D2 + 06DV	08P50D + 06DV	08P30D2 + 08DV	08P50D + 08DV
Heating capacity	Nom.	kW		4.30 (1) / 4.60 (2)	6.00 (1) / 5.90 (2)		7.50 (1) / 7.80 (2)	
Power input	Heating	kW		0.85 (1) / 1.26 (2)	1.24 (1) / 1.69 (2)		1.63 (1) / 2.23 (2)	
COP				5.10 (1) / 3.65 (2)	4.85 (1) / 3.50 (2)		4.60 (1) / 3.50 (2)	
Space heating	Average climate water outlet 55 °C	General	SCOP	3.26		3.32		
			η _s (Seasonal space heating efficiency)	127		130		
			Seasonal space heating eff. class	A++				
Space heating	Average climate water outlet 35 °C	General	SCOP	4.48	4.47		4.56	
			η _s (Seasonal space heating efficiency)	176		179		
			Seasonal space heating eff. class	A+++				
Domestic hot water heating	General climate	Declared load profile		L		L	XL	
			Average η _{wh} (water heating efficiency)	115		106		106
			Water heating energy efficiency class	A+		A		A

Indoor Unit		EHS-D		04P30D2	08P30D2	08P50D	08P30D2	08P50D	
Casing	Colour	Traffic white (RAL9016) / Dark grey (RAL7011)							
	Material	Impact resistant polypropylene							
Dimensions	Unit	Height x Width x Depth		1,891 x 595 x 615		1,891 x 595 x 615		1,896 x 790 x 790	
	Unit	kg		73		93		93	
Tank	Water volume	l		294		477		477	
	Maximum water temperature	°C		85					
Operation range	Heating	Ambient	Min.~Max.	°C					
		Water side	Min.~Max.	°C					
	Domestic hot water	Ambient	Min.~Max.	°CDB					
		Water side	Min.~Max.	°C					
Sound power level	Nom.		dB(A)						

Outdoor Unit		ERGA		04DV	06DV	08DV				
Dimensions	Unit	Height x Width x Depth		740 x 884 x 388						
Weight	Unit	kg		58.5						
Compressor	Quantity	1								
	Type	Hermetically sealed swing compressor								
Operation range	Cooling	Min.~Max.		°CDB						
	Domestic hot water	Min.~Max.		°CDB						
Refrigerant	Type	R-32								
	GWP	675.0								
	Charge	kg		1.50						
	Charge	TCO ₂ Eq		1.01						
Sound power level	Heating	Nom.	dB(A)		58		60		62	
		Cooling	Nom.		dB(A)		61		62	
	Sound pressure level	Heating	Nom.		dB(A)		44		47	
Power supply	Name/Phase/Frequency/Voltage	Hz/V		V3/1N~/50/230						
		Current	Recommended fuses		A		25			

(1) Cooling Ta 35 °C - LWE 18 °C (DT = 5 °C); heating Ta DB/WB 7 °C/6 °C - LWC 35 °C (DT = 5 °C) (2) Cooling Ta 35 °C - LWE 7 °C (DT = 5 °C); heating Ta DB/WB 7 °C/6 °C - LWC 45 °C (DT = 5 °C).

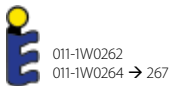
Daikin Altherma 3 R ECH₂O

Floor standing air to water heat pump for **bivalent heating and hot water** with thermal solar support

- › Integrated solar unit, offering top comfort in heating and hot water
- › Maximum use of renewable energy: uses heat pump technology for heating and solar support for space heating and domestic hot water production
- › Fresh water principle: hygienic water, with no need for thermal legionella disinfection
- › Maintenance-free tank: no corrosion, anode, scale or lime deposits, and no loss of water through safety valve
- › Bivalent system: combinable with a secondary heat source
- › Heat loss is reduced to a minimum thanks to the high quality insulation
- › App control possible for managing heating and hot water operation



up to **A+++** up to **A+** **65°C** **R-32**



Efficiency data		EHSB + ERGA		04P30D2 + 04DV	08P30D2 + 06DV	08P50D + 06DV	08P30D2 + 08DV	08P50D + 08DV
Heating capacity	Nom.	kW		4.30 (1) / 4.60 (2)	6.00 (1) / 5.90 (2)		7.50 (1) / 7.80 (2)	
Power input	Heating	kW		0.85 (1) / 1.26 (2)	1.24 (1) / 1.69 (2)		1.63 (1) / 2.23 (2)	
COP				5.10 (1) / 3.65 (2)	4.85 (1) / 3.50 (2)		4.60 (1) / 3.50 (2)	
Space heating	Average climate water outlet 55 °C	General	SCOP	3.26		3.32		
			η _s (Seasonal space heating efficiency)	127		130		
		Seasonal space heating eff. class	A++					
	Average climate water outlet 35 °C	General	SCOP	4.48	4.47		4.56	
		η _s (Seasonal space heating efficiency)	176		179			
		Seasonal space heating eff. class	A+++					
Domestic hot water heating	General	Declared load profile		L		XL	L	XL
	Average climate	η _{wh} (water heating efficiency)		115		110	115	110
		Water heating energy efficiency class		A+		A	A+	A

Indoor Unit		EHSB		04P30D2	08P30D2	08P50D	08P30D2	08P50D
Casing	Colour	Traffic white (RAL9016) / Dark grey (RAL7011)						
	Material	Impact resistant polypropylene						
Dimensions	Unit	Height x Width x Depth		1,891 x 595 x 615		1,896 x 790 x 790		1,891 x 595 x 615
Weight	Unit	kg		73		93		73
Tank	Water volume	l		294		477		294
	Maximum water temperature	°C		85		85		85
Operation range	Heating	Ambient	Min.~Max.	°C		-25~-25		
		Water side	Min.~Max.	°C		18~-65		
	Domestic hot water	Ambient	Min.~Max.	°CDB		-25~-35		
		Water side	Min.~Max.	°C		25~-55		
Sound power level	Nom.	dB(A)		39		39		39

Outdoor Unit		ERGA		04DV	06DV	08DV
Dimensions	Unit	Height x Width x Depth		740 x 884 x 388		
Weight	Unit	kg		58.5		
Compressor	Quantity			1		
	Type			Hermetically sealed swing compressor		
Operation range	Cooling	Min.~Max.		°CDB		
	Domestic hot water	Min.~Max.		°CDB		
Refrigerant	Type			R-32		
	GWP			675.0		
	Charge	kg		1.50		
	Charge	TCO ₂ Eq		1.01		
	Control			Expansion valve		
Sound power level	Heating	Nom.	dB(A)	58	60	62
	Cooling	Nom.	dB(A)	61		62
Sound pressure level	Heating	Nom.	dB(A)	44	47	49
	Cooling	Nom.	dB(A)	48	49	50
Power supply	Name/Phase/Frequency/Voltage		Hz/V		V3/1N~/50/230	
Current	Recommended fuses		A		25	

(1) Cooling Ta 35 °C - LWE 18 °C (DT = 5 °C); heating Ta DB/WB 7 °C/6 °C - LWC 35 °C (DT = 5 °C) (2) Cooling Ta 35 °C - LWE 7 °C (DT = 5 °C); heating Ta DB/WB 7 °C/6 °C - LWC 45 °C (DT = 5 °C).

Daikin Altherma 3 R ECH₂O

Floor standing air to water heat pump for **heating, cooling and hot water** with thermal solar support

- › Integrated solar unit, offering top comfort in heating, hot water and cooling
- › Maximum use of renewable energy: uses heat pump technology for heating and solar support for space heating and domestic hot water production
- › Fresh water principle: hygienic water, with no need for thermal legionella disinfection
- › Maintenance-free tank: no corrosion, anode, scale or lime deposits, and no loss of water through safety valve
- › Solar support of domestic hot water with pressureless (drain-back) solar system
- › Heat loss is reduced to a minimum thanks to the high quality insulation
- › App control possible for managing heating, hot water and cooling operation
- › Outdoor unit extracts heat from the outdoor air, even at -25 °C
- › Possible to connect to photovoltaic solar panels to provide energy for your heat pump



up to **A+++** up to **A+** **65 °C** **R-32**



011-IW0262 → 267

Efficiency data		EHSX + ERGA		04P30D2 + 04DV	04P50D + 04DV	08P30D2 + 06DV	08P50D + 06DV	08P30D2 + 08DV	08P50D + 08DV	
Heating capacity	Nom.			kW		4.30 (1) / 4.60 (2)		6.00 (1) / 5.90 (2)		
Power input	Heating	Nom.		kW		0.85 (1) / 1.26 (2)		1.24 (1) / 1.69 (2)		
Cooling capacity	Nom.			kW		5.56 (1) / 4.37 (2)		5.96 (1) / 4.87 (2)		
Power input	Cooling	Nom.		kW		0.94 (1) / 1.14 (2)		1.06 (1) / 1.33 (2)		
COP					5.10 (1) / 3.65 (2)		4.85 (1) / 3.50 (2)		4.60 (1) / 3.50 (2)	
EER					5.94 (1) / 3.84 (2)		5.61 (1) / 3.67 (2)		5.40 (1) / 3.54 (2)	
Space heating	Average climate water outlet 55 °C	General	SCOP	3.26				3.32		
			ηs (Seasonal space heating efficiency)	127				130		
			Seasonal space heating eff. class			A++				
	Average climate water outlet 35 °C	General	SCOP	4.48		4.47		4.56		
			ηs (Seasonal space heating efficiency)	176				179		
			Seasonal space heating eff. class			A+++				
Domestic hot water heating	General	Declared load profile		L	XL	L	XL	L	XL	
	Average climate	ηwh (water heating efficiency)		115	106	115	106	115	106	
		Water heating energy efficiency class		A+	A	A+	A	A+	A	

Indoor Unit		EHSX		04P30D2	04P50D	08P30D2	08P50D	08P30D2	08P50D
Casing	Colour	Traffic white (RAL9016) / Dark grey (RAL7011)							
	Material	Impact resistant polypropylene							
Dimensions	Unit	Height x Width x Depth		1,891 x 595 x 615	1,896 x 790 x 790	1,891 x 595 x 615	1,896 x 790 x 790	1,891 x 595 x 615	1,896 x 790 x 790
Weight	Unit			73	93	73	93	73	93
Tank	Water volume			294	477	294	477	294	477
	Maximum water temperature					85			
Operation range	Heating	Ambient	Min.~Max.			-25~-25			
		Water side	Min.~Max.			18~-65			
	Cooling	Ambient	Min.~Max.			10~43			
		Water side	Min.~Max.			5~-22			
Domestic hot water	Ambient	Min.~Max.			-25~-35				
	Water side	Min.~Max.			25~-55				
Sound power level	Nom.					39			

Outdoor Unit		ERGA		04DV	06DV	08DV
Dimensions	Unit	Height x Width x Depth		740 x 884 x 388		
Weight	Unit			58.5		
Compressor	Quantity			1		
	Type			Hermetically sealed swing compressor		
Operation range	Cooling	Min.~Max.			10.0~43.0	
	Domestic hot water	Min.~Max.			-25 ~35	
Refrigerant	Type			R-32		
	GWP			675.0		
	Charge			1.50		
	Charge	TCO ₂ Eq		1.01		
	Control			Expansion valve		
Sound power level	Heating	Nom.	dBA	58	60	62
	Cooling	Nom.	dBA	61		62
Sound pressure level	Heating	Nom.	dBA	44	47	49
	Cooling	Nom.	dBA	48	49	50
Power supply	Name/Phase/Frequency/Voltage		Hz/V		V3/1N~/50/230	
Current	Recommended fuses		A		25	

(1) Cooling Ta 35 °C - LWE 18 °C (DT = 5 °C); heating Ta DB/WB 7 °C/6 °C - LWC 35 °C (DT = 5 °C) (2) Cooling Ta 35 °C - LWE 7 °C (DT = 5 °C); heating Ta DB/WB 7 °C/6 °C - LWC 45 °C (DT = 5 °C).

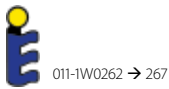
Daikin Altherma 3 R ECH₂O

Floor standing air to water heat pump for **bivalent heating, cooling and hot water** with thermal solar support

- › Integrated solar unit, offering top comfort in heating and hot water
- › Maximum use of renewable energy: uses heat pump technology for heating and solar support for space heating and domestic hot water production
- › Fresh water principle: hygienic water, with no need for thermal legionella disinfection
- › Maintenance-free tank: no corrosion, anode, scale or lime deposits, and no loss of water through safety valve
- › Bivalent system: combinable with a secondary heat source
- › Heat loss is reduced to a minimum thanks to the high quality insulation
- › App control possible for managing heating and hot water operation



up to **A+++** up to **A+** **65°C** **R-32**



Efficiency data				EHSXB + ERGA	04P30D2 + 04DV	04P50D + 04DV	08P30D2 + 06DV	08P50D + 06DV	08P30D2 + 08DV	08P50D + 08DV			
Heating capacity	Nom.			kW		4.30 (1) / 4.60 (2)		6.00 (1) / 5.90 (2)		7.50 (1) / 7.80 (2)			
	Power input	Heating	Nom.	kW		0.85 (1) / 1.26 (2)		1.24 (1) / 1.69 (2)		1.63 (1) / 2.23 (2)			
Cooling capacity	Nom.			kW		5.56 (1) / 4.37 (2)		5.96 (1) / 4.87 (2)		6.25 (1) / 5.35 (2)			
	Power input	Cooling	Nom.	kW		0.94 (1) / 1.14 (2)		1.06 (1) / 1.33 (2)		1.16 (1) / 1.51 (2)			
COP						5.10 (1) / 3.65 (2)		4.85 (1) / 3.50 (2)		4.60 (1) / 3.50 (2)			
EER						5.94 (1) / 3.84 (2)		5.61 (1) / 3.67 (2)		5.40 (1) / 3.54 (2)			
Space heating	Average climate water outlet 55 °C	General	SCOP			3.26				3.32			
			ηs (Seasonal space heating efficiency)	%		127				130			
								A++					
	Average climate water outlet 35 °C	General	SCOP	4.48		176		4.47		4.56			
									179				
							A+++						
Domestic hot water heating	General climate	Declared load profile		L	XL	L	XL	L	XL	L	XL		
		Average	ηwh (water heating efficiency)	%		115		110		115		110	
		Water heating energy efficiency class			A+		A		A+		A		

Indoor Unit				EHSXB	04P30D2	04P50D	08P30D2	08P50D	08P30D2	08P50D2
Casing	Colour	Traffic white (RAL9016) / Dark grey (RAL7011)								
	Material	Impact resistant polypropylene								
Dimensions	Unit	Height x Width x Depth	mm	1,891 x 595 x 615	1,896 x 790 x 790	1,891 x 595 x 615	1,896 x 790 x 790	1,891 x 595 x 615	1,896 x 790 x 790	1,896 x 790 x 790
Weight	Unit		kg	76	99	76	99	76	99	99
Tank	Water volume		l	294	477	294	477	294	477	477
	Maximum water temperature		°C	85						
Operation range	Heating	Ambient	Min.~Max.	°C						
		Water side	Min.~Max.	°C						
	Cooling	Ambient	Min.~Max.	°CDB						
		Water side	Min.~Max.	°C						
	Domestic hot water	Ambient	Min.~Max.	°CDB						
		Water side	Min.~Max.	°C						
Sound power level	Nom.		dBA	39						

Outdoor Unit				ERGA	04DV	06DV	08DV
Dimensions	Unit	Height x Width x Depth	mm	740 x 884 x 388			
Weight	Unit		kg	58.5			
Compressor	Quantity			1			
	Type			Hermetically sealed swing compressor			
Operation range	Cooling	Min.~Max.	°CDB	10.0~43.0			
	Domestic hot water	Min.~Max.	°CDB	-25 ~35			
Refrigerant	Type			R-32			
	GWP			675.0			
	Charge		kg	1.50			
	Charge		TCO ₂ Eq	1.01			
Sound power level	Heating	Nom.	dBA	58	60	62	
	Cooling	Nom.	dBA	61	62	62	
Sound pressure level	Heating	Nom.	dBA	44	47	49	
	Cooling	Nom.	dBA	48	49	50	
Power supply	Name/Phase/Frequency/Voltage		Hz/V	V3/1N~/50/230			
Current	Recommended fuses		A	25			

(1) Cooling Ta 35 °C - LWE 18 °C (DT = 5 °C); heating Ta DB/WB 7 °C/6 °C - LWC 35 °C (DT = 5 °C) (2) Cooling Ta 35 °C - LWE 7 °C (DT = 5 °C); heating Ta DB/WB 7 °C/6 °C - LWC 45 °C (DT = 5 °C).

Options

Type	Daikin Altherma 3 R ECH ₂ O	Material name
Controllers		Room thermostat RoCon U1 / EHS157034
		Mixer module RoCon M1 / EHS157068
		Remote outdoor sensor EKRSC1
		Gateway for apps RoCon G1 / EHS157056
Back-up heater		Back-up heater 1 kW + Switchbox EKBU1C + EKBUHSWB
		Back-up heater 3 kW + Switchbox EKBU3C + EKBUHSWB
		Back-up heater 9 kW + Switchbox EKBU9C + EKBUHSWB
Hydraulics		Hydraulic separator HWC / 172900
		Heat insulation for HWC WHWC / 172901
Pump group		Pump group with mixer module 156075
		Pump group without mixer module 156077
Additional connections		Dirt separator SAS1 SAS1 / 156021
		Dirt separator SAS2 SAS2 / 156023
		Biv connector kit 141589
		DB connector kit 141590
		Terminal connection kit 141592
Other		Connector external heater 141591
		Low sound cover for ERGA-D EKLN-A



Daikin Altherma 3 R W

wall mounted unit

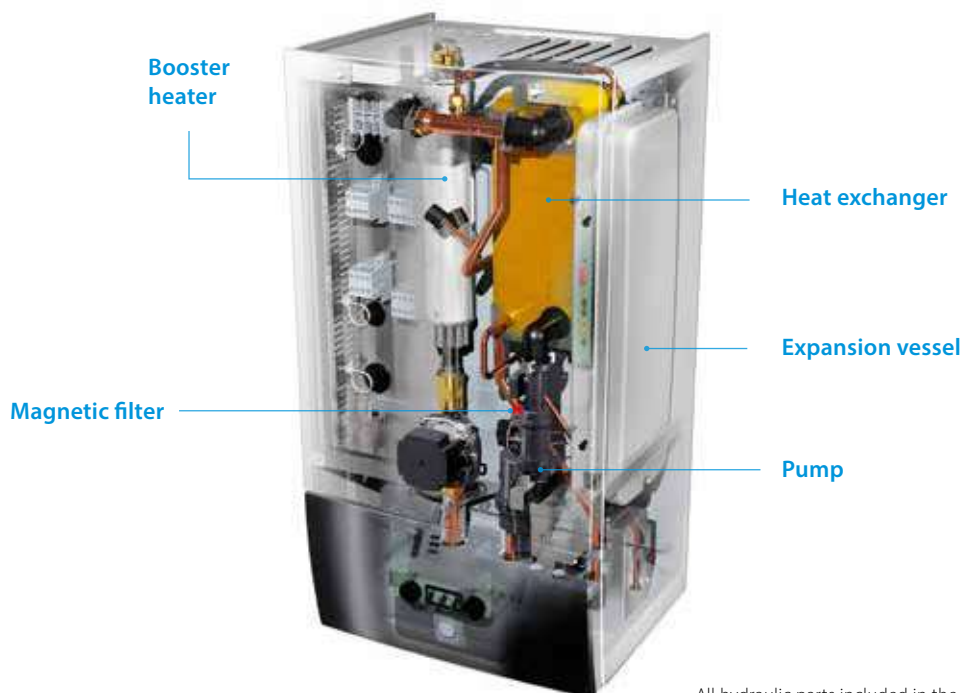


Why choose Daikin wall mounted unit?

The Daikin Altherma 3 split wall mounted unit offers **heating and cooling** with high flexibility for a quick and easy installation, **with an optional connection to deliver domestic hot water**.

High flexibility for installation and domestic hot water connection

- › Inclusion of all hydraulic components means no third party components are required
- › PCB board and hydraulic components are located in the front for easy access
- › Compact dimensions allows for small installation space, as almost no side clearances are required
- › The unit's sleek design blends in with other household appliances
- › Combine with a stainless steel or ECH₂O thermal store



All hydraulic parts included in the compact wall mounted unit.

Flexibility in providing domestic hot water

If the end user only requires hot water and installation height is limited, a separate tank can provide the required installation flexibility. At the side of our standard stainless steel tanks, we propose the ECH₂O thermal stores.

ECH₂O thermal store range: additional hot water comfort

Combine your wall mounted unit with a thermal store for additional hot water comfort.

- › Fresh water principle: receive domestic hot water on demand while eliminating the risk of contamination and sedimentation
- › Optimal domestic hot water performance: with high tapping performance
- › Fit for future possibility to integrate with renewable solar energy and other heat sources, e.g. fireplace
- › Lightweight and robust build on the unit combined with cascade principle offers flexible installation options



Heat pumps



Example of installation with a stainless steel domestic hot water tank.

Daikin Altherma 3 R W

Wall mounted **heating only** air-to-water heat pump ideal for low energy houses

- › Inclusion of all hydraulic components means no third party components are required
- › PCB board and hydraulic components are located in the front for easy access
- › Compact dimensions allows for small installation space, as almost no side clearances are required
- › The unit's sleek design blends in with other household appliances
- › Combine with a stainless steel tank or ECH₂O thermal store
- › Outdoor unit extracts heat from the outdoor air, even at -25 °C



011-1W0218-219
011-1W0221
011-1W0246-247



R-32

Efficiency data				EHBH + ERGA	04D6V + 04DV	08D6V + 06DV	08D9W + 06DV	08D6V + 08DV	08D9W + 08DV
Heating capacity	Nom.		kW	4.30 (1) / 4.60 (2)	6.00 (1) / 5.90 (2)		7.50 (1) / 7.80 (2)		
Power input	Heating	Nom.	kW	0.85 (1) / 1.26 (2)	1.24 (1) / 1.69 (2)		1.63 (1) / 2.23 (2)		
COP				5.10 (1) / 3.65 (2)	4.85 (1) / 3.50 (2)		4.60 (1) / 3.50 (2)		
Space heating	Average climate water outlet 55 °C	General	SCOP	3.26		3.32		3.32	
			ηs (Seasonal space heating efficiency)	127		130		130	
	Average climate water outlet 35 °C	General	SCOP	4.48		4.47		4.56	
			ηs (Seasonal space heating efficiency)	176		179		179	
Seasonal space heating eff. class				A++					
Seasonal space heating eff. class				A+++					
Indoor Unit				EHBH	04D6V	08D6V	08D9W	08D6V	08D9W
Casing	Colour	White + Black							
	Material	Resin, sheet metal							
Dimensions	Unit	Height x Width x Depth	mm	840 x 440 x 390					
Weight	Unit		kg	42.0	42.4	42.0	42.4		
Operation range	Heating	Water side Min.~Max.	°C	15 ~65					
	Domestic hot water	Water side Min.~Max.	°C	25~75					
Sound power level	Nom.		dBA	42					
Sound pressure level	Nom.		dBA	28					
Outdoor Unit				ERGA	04DV	06DV	08DV		
Dimensions	Unit	Height x Width x Depth	mm	740 x 884 x 388					
Weight	Unit		kg	58.5					
Compressor	Quantity	1							
	Type	Hermetically sealed swing compressor							
Operation range	Cooling	Min.~Max.	°CDB	10~43					
	Domestic hot water	Min.~Max.	°CDB	-25~35					
Refrigerant	Type	R-32							
	GWP	675.0							
	Charge	kg	1.50						
	Charge	TCO ₂ Eq	1.01						
	Control	Expansion valve							
Sound power level	Heating	Nom.	dBA	58	60		62		
	Cooling	Nom.	dBA	61			62		
Sound pressure level	Heating	Nom.	dBA	44	47		49		
	Cooling	Nom.	dBA	48	49		50		
Power supply	Name/Phase/Frequency/Voltage		Hz/V	V3/1N~/50/230					
Current	Recommended fuses		A	25					

(1) Cooling Ta 35 °C - LWE 18 °C (DT = 5 °C); heating Ta DB/WB 7 °C/6 °C - LWC 35 °C (DT = 5 °C) (2) Cooling Ta 35 °C - LWE 7 °C (DT = 5 °C); heating Ta DB/WB 7 °C/6 °C - LWC 45 °C (DT = 5 °C).

Daikin Altherma 3 R W

Wall mounted **reversible** air-to-water heat pump ideal for low energy houses

- › Inclusion of all hydraulic components means no third party components are required
- › PCB board and hydraulic components are located in the front for easy access
- › Compact dimensions allows for small installation space, as almost no side clearances are required
- › The unit's sleek design blends in with other household appliances
- › Combine with a stainless steel tank or ECH₂O thermal store
- › Outdoor unit extracts heat from the outdoor air, even at -25 °C








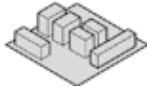








Heat pumps

Efficiency data				EHBX + ERGA	04D6V + 04DV	08D6V + 06DV	08D9W + 06DV	08D6V + 08DV	08D9W + 08DV	
Heating capacity	Nom.		kW	4.30 (1) / 4.60 (2)	6.00 (1) / 5.90 (2)	7.50 (1) / 7.80 (2)				
Power input	Heating	Nom.	kW	0.850 (1) / 1.26 (2)	1.24 (1) / 1.69 (2)	1.63 (1) / 2.23 (2)				
Cooling capacity	Nom.		kW	4.86 (1) / 4.52 (2)	5.96 (1) / 5.09 (2)	6.25 (1) / 5.44 (2)				
Power input	Cooling	Nom.	kW	0.940 (1) / 1.36 (2)	1.06 (1) / 1.55 (2)	1.16 (1) / 1.73 (2)				
COP				5.10 (1) / 3.65 (2)	4.85 (1) / 3.50 (2)	4.60 (1) / 3.50 (2)				
EER				5.17 (1) / 3.32 (2)	5.61 (1) / 3.28 (2)	5.40 (1) / 3.14 (2)				
Space heating	Average climate water outlet 55 °C	General	SCOP	3.29	3.28	3.35				
			ηs (Seasonal space heating efficiency)	129	128	131				
	Average climate water outlet 35 °C	General	SCOP	4.54	4.52	4.61				
			ηs (Seasonal space heating efficiency)	179	178	181				
			Seasonal space heating eff. class	A++						
			Seasonal space heating eff. class	A+++						
Indoor Unit				EHBX	04D6V	08D6V	08D9W	08D6V	08D9W	
Casing	Colour	White + Black								
	Material	Resin, sheet metal								
Dimensions	Unit	Height x Width x Depth	mm	840 x 440 x 390						
Weight	Unit		kg	42.0	42.4	42.0	42.4			
Operation range	Heating	Water side Min.~Max.	°C	15 ~65						
	Domestic hot water	Water side Min.~Max.	°C	25~75						
Sound power level	Nom.		dBA	42						
Sound pressure level	Nom.		dBA	28						
Outdoor Unit				ERGA	04DV	06DV	08DV			
Dimensions	Unit	Height x Width x Depth	mm	740 x 884 x 388						
Weight	Unit		kg	58.5						
Compressor	Quantity	1								
	Type	Hermetically sealed swing compressor								
Operation range	Cooling	Min.~Max.	°CDB	10~43						
	Domestic hot water	Min.~Max.	°CDB	-25~35						
Refrigerant	Type	R-32								
	GWP	675.0								
	Charge	kg	1.50							
	Charge	TCO ₂ Eq	1.01							
			Control	Expansion valve						
Sound power level	Heating	Nom.	dBA	58	60	62				
	Cooling	Nom.	dBA	61		62				
Sound pressure level	Heating	Nom.	dBA	44	47			49		
	Cooling	Nom.	dBA	48	49			50		
Power supply	Name/Phase/Frequency/Voltage		Hz/V	V3/1N~/50/230						
Current	Recommended fuses		A	25						

(1) Cooling Ta 35 °C - LWE 18 °C (DT = 5 °C); heating Ta DB/WB 7 °C/6 °C - LWC 35 °C (DT = 5 °C) (2) Cooling Ta 35 °C - LWE 7 °C (DT = 5 °C); heating Ta DB/WB 7 °C/6 °C - LWC 45 °C (DT = 5 °C).

Options

	Type	Material name	Daikin Altherma 3 R W	
Controllers		Remote user interface	BRC1HHDW/S/K	●
		LAN Adapter + PV Solar connection	BRP069A61	●
		LAN only	BRP069A62	●
		Room thermostat (wired)	EKRTWA	●
		Room thermostat (wireless)	EKRTR1	●
		External sensor	EKRTETS	●
Adapter		Demand PCB	EKRP1AHTA	●
		Digital I/O PCB	EKRP1HBAA	●
Back-up heater		Back-up heater kit	EKLBUHCB6W1	●
Installation		Bi-Zone kit (watts kit)	BZKA7V3	●
Sensors		Remote indoor sensor	KRCS01-1	●
		Remote outdoor sensor	EKRSCA-1	●
Others		PC USB Cable	EKPCAB4	●
		Conversion kit	EKHBCONV EKHVCONV	●
		Low sound cover for ERGA-D	EKLN-A	●



Daikin Altherma 3 H

EPGA-D 11-14-16 kW
powered by Bluevolution with R-32

R-32, the environmentally-friendly refrigerant

Bluevolution

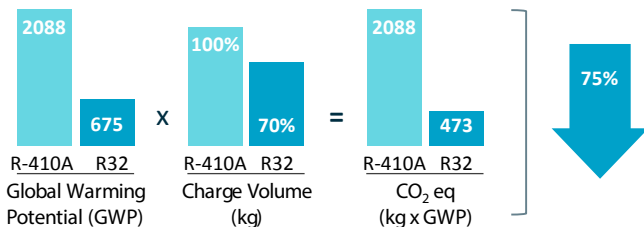
The Bluevolution technology combines very high efficient compressors developed by Daikin with the future of refrigerants: R-32.

BLUEVOLUTION

R-32

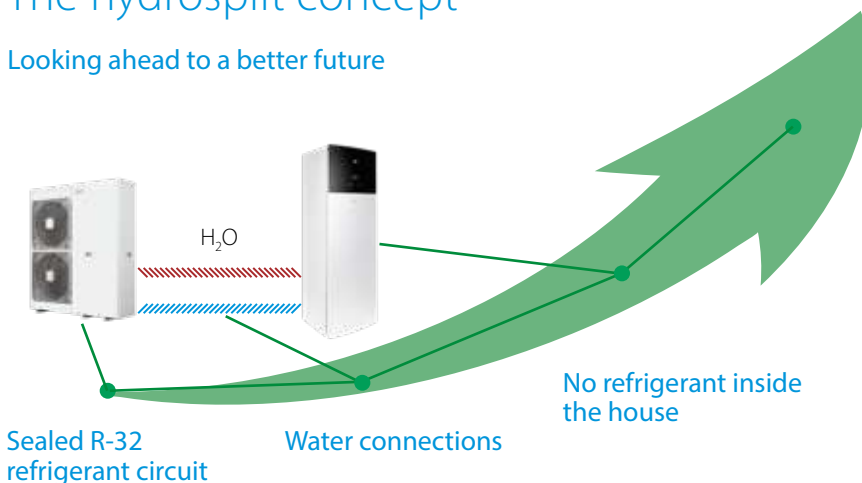
Environmentally-friendly

Thanks to the combination of its lower GWP (675 vs. 2,087, 5 for R-410A) and a lower refrigerant charge, R-32 is able to reduce by 75% its CO₂ equivalent which makes it better for the environment.



The hydrosplit concept

Looking ahead to a better future



Sealed R-32 refrigerant circuit

Reduction of the risk of refrigerant leakage.

Water connections

Between the indoor and the outdoor units.

No refrigerant inside the house

With R-32, the future is now

Pioneer in the use of R-32 in air-to-water heat pumps, Daikin places the reduction of its environment impact as an absolute priority.



Gas injection advantage

Higher capacity at low ambient


The Daikin Daikin Altherma 3 H 11-14-16 kW outdoor unit is equipped with a new gas injection scroll compressor allowing the unit to operate down to -28 °C outside temperature.

Moreover, the heating capacity at low ambient temperature (-7/35 °C) sees an improvement of 35% compared to its predecessor.

Convenient for sensitive urban areas

Low sound installer setting

In order to fulfill the requirements of the most sound sensitive urban areas, the installer can set up the unit in low sound mode that reduce the sound level by -3 dB(A).



Higher performances

Leaving water temperature

With a leaving water temperature of 60 °C at -10 °C outside, the Daikin Altherma 3 H 11-14-16 kW is perfect:

- › For new build applications using underfloor heating
- › For renovation applications using radiators

Top energy performances

Thanks to the use of R-32, the unit reaches the highest energy performances represented by the best energy labels.

Daikin Altherma 3 H 11-14-16 kW outdoor unit

The outdoor unit EPGA-D is available in size 11-14-16 kW 1 phase and is connectable to:

- › EAB(H/X)-D wall mounted indoor units
- › EAV(H/X)-D tank integrated floor standing indoor units
- › EAVZ-D tank integrated and Bi-Zone floor standing indoor units

up to



A+++



A



Daikin Altherma 3 H F

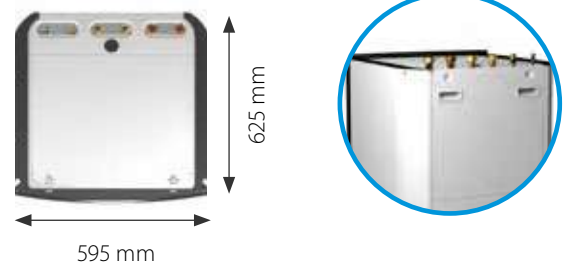
with integrated domestic hot water tank

Why choose Daikin floor standing unit with integrated domestic hot water tank?

The Daikin Altherma 3 H floor standing unit is the ideal system **to deliver heating, domestic hot water and cooling** for new build and low energy houses.

Easy to install

Small footprint & practical handles



The floor standing unit is designed to be handled easily thanks to its practical handles and without cutting edges. Its small footprint facilitates the installation in smaller spaces and the access to all the hydraulic components helps the installer to work on the unit without effort.



Advanced user interface

The Daikin Eye

The intuitive Daikin eye shows you in real time the status of your system.



Blue

When the Daikin Eye indicates a blue colour, it means the boiler is functioning properly. The Daikin Eye will flash on and off when it's running on stand by mode.



Red

When the Daikin Eye indicates a red colour, it means the boiler is out of commission and requires a maintenance check.



Quick to configure

Log in and you'll be able to completely configure the unit via the new user interface in 9 steps. You can even check if the unit is ready for use by running test cycles. You can upload the settings on an USB stick and download it directly into the unit, or via the cloud.

Easy operation

Work super-fast with the new user interface. It's easy to use with just a few buttons and 2 navigational knobs.

Beautiful design

The user interface was especially designed to be very intuitive. The high contrasted colour screen delivers stunning and practical visuals that really help you as installer or service engineer.

A complete range to answer all needs

Heating only models - EAVH-D

The heating only Daikin Altherma 3 models provide domestic hot water and space heating in an efficient way.

Reversible models - EAVX-D


Additionally to its core function, Daikin Altherma 3 can provide cooling during hot season.

This cooling function is working via emitters such as an underfloor system or thanks to a fancoil.



Bi-Zone models - EAVZ-D

Daikin also provides a third option to satisfy all the needs: the Daikin Altherma 3 Bi-Zone models. Bi-Zone means that the unit can manage two different water temperature zones at the same time, for instance radiators (45 °C) in the bedroom and underfloor heating (35 °C) in the living room.



Colour choice



White

Silver-grey

Capacity and sizes



180 or 230 l
1,650 or 1,850 mm

Daikin Altherma 3 H F

Floor standing air to water heat pump for heating and hot water; ideal for low energy houses

- › Integrated stainless steel domestic hot water tank of 180 or 230 l
- › PCB board and hydraulic components are located in the front for easy access
- › Small installation footprint of 595 x 625 mm
- › Integrated back-up heater choice of 6 or 9 kW
- › Outdoor unit extracts heat from the outdoor air, even at -28 °C



Efficiency data				EAVH + EPGA	16S18D6V(G)/D9W(G) + 11DV	16S23D6V(G)/D9W(G) + 11DV	16S18D6V(G)/D9W(G) + 14DV	16S23D6V(G)/D9W(G) + 14DV	16S18D6V(G)/D9W(G) + 16DV	16S23D6V(G)/D9W(G) + 16DV			
Heating capacity	Nom.			kW		11.1 (1) / 11.3 (2)		14.5 (1) / 14.5 (2)		16.5 (1) / 15.6 (2)			
Power input	Heating	Nom.		kW		2.16 (1) / 2.91 (2)		2.91 (1) / 3.96 (2)		3.45 (1) / 4.21 (2)			
COP						5.15 (1) / 3.88 (2)		4.99 (1) / 3.65 (2)		4.78 (1) / 3.71 (2)			
Space heating	Average climate water outlet 55 °C	General	SCOP			3.29		3.34		3.41			
			η _s (Seasonal space heating efficiency)	%		129		130		133			
				Seasonal space heating eff. class			A++						
	Average climate water outlet 35 °C	General	SCOP			4.38		4.45		4.56			
η _s (Seasonal space heating efficiency)			%		172		175		179				
			Seasonal space heating eff. class			A++		A+++					
Domestic hot water heating	General	Declared load profile		L	XL	L	XL	L	XL	L	XL		
		Average climate	η _{wh} (water heating efficiency)	%		104		111		104		111	
		Water heating energy efficiency class				A		A		A		A	

Indoor Unit				EAVH	16S18D6V(G)/D9W(G)	16S23D6V(G)/D9W(G)	16S18D6V(G)/D9W(G)	16S23D6V(G)/D9W(G)	16S18D6V(G)/D9W(G)	16S23D6V(G)/D9W(G)
Casing	Colour			White + Black						
	Material			Resin / Sheet metal						
Dimensions	Unit	Height x Width x Depth	mm	1,650 x 595 x 625	1,850 x 595 x 625	1,650 x 595 x 625	1,850 x 595 x 625	1,650 x 595 x 625	1,850 x 595 x 625	
Weight	Unit	kg		109	118	109	118	109	118	
Tank	Water volume	l		180	230	180	230	180	230	
	Maximum water temperature	°C		70						
	Maximum water pressure	bar		10						
	Corrosion protection			Pickling						
Operation range	Heating	Ambient	Min.~Max.	°C		5~30				
		Water side	Min.~Max.	°C		15~60				
	Domestic hot water	Ambient	Min.~Max.	°CDB		5~35				
		Water side	Max.	°C		60				
Sound power level	Nom.	dBA		44						
Sound pressure level	Nom.	dBA		30						

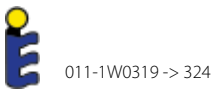
Outdoor Unit				EPGA	11DV	14DV	16DV
Dimensions	Unit	Height x Width x Depth	mm	1,440 x 1,160 x 380			
Weight	Unit	kg		143			
Compressor	Quantity			1			
	Type			Hermetically sealed scroll compressor			
Operation range	Cooling	Min.~Max.	°CDB	10~43			
	Domestic hot water	Min.~Max.	°CDB	-28~35			
Refrigerant	Type			R-32			
	GWP			675.0			
	Charge	kg		3.50			
	Charge	TCO ₂ Eq		2.36			
	Control			Expansion valve			
Sound power level	Heating	Nom.	dBA	64		66	
	Cooling	Nom.	dBA			68	
Sound pressure level	Heating	Nom.	dBA	48	49	52	
	Cooling	Nom.	dBA			55	
Power supply	Name/Phase/Frequency/Voltage	Hz/V		V3/1N~/50/230			
Current	Recommended fuses	A		32			

(1) Cooling Ta 35 °C - LWE 18 °C (DT = 5 °C); heating Ta DB/WB 7 °C/6 °C - LWC 35 °C (DT = 5 °C) (2) Cooling Ta 35 °C - LWE 7 °C (DT = 5 °C); heating Ta DB/WB 7 °C/6 °C - LWC 45 °C (DT = 5 °C).

Daikin Altherma 3 H F

Floor standing air to water heat pump for **heating, cooling and hot water**; ideal for low energy houses

- › Integrated stainless steel domestic hot water tank of 180 or 230 l
- › PCB board and hydraulic components are located in the front for easy access
- › Small installation footprint of 595 x 625 mm
- › Integrated back-up heater choice of 6 or 9 kW
- › Outdoor unit extracts heat from the outdoor air, even at -28 °C



Efficiency data				EAVX + EPGA	16S18D6V(G)/D9W(G) + 11DV	16S23D6V(G)/D9W(G) + 11DV	16S18D6V(G)/D9W(G) + 14DV	16S23D6V(G)/D9W(G) + 14DV	16S18D6V(G)/D9W(G) + 16DV	16S23D6V(G)/D9W(G) + 16DV
Heating capacity	Nom.				11.1 (1) / 11.3 (2)		14.5 (1) / 14.5 (2)		16.5 (1) / 15.6 (2)	
Power input	Heating	Nom.			2.16 (1) / 2.91 (2)		2.91 (1) / 3.96 (2)		3.45 (1) / 4.21 (2)	
Cooling capacity	Nom.				10.5 (1) / 10.7 (2)		11.1 (1) / 11.9 (2)		13.5 (1) / 11.9 (2)	
Power input	Cooling	Nom.			2.21 (1) / 3.30 (2)		2.72 (1) / 3.97 (2)		3.42 (1) / 3.97 (2)	
COP					5.15 (1) / 3.88 (2)		4.99 (1) / 3.65 (2)		4.78 (1) / 3.71 (2)	
EER					4.75 (1) / 3.23 (2)		4.09 (1) / 2.99 (2)		3.94 (1) / 2.99 (2)	
Space heating	Average climate water outlet 55 °C	General	SCOP		3.32		3.37		3.43	
			η_{sp} (Seasonal space heating efficiency)	%	130		132		134	
	Average climate water outlet 35 °C	General	SCOP		4.44		4.51		4.61	
			η_{sp} (Seasonal space heating efficiency)	%	175		178		182	
			Seasonal space heating eff. class		A++		A+++			
Domestic hot water heating	General	Declared load profile			L	XL	L	XL	L	XL
	Average climate	η_{wh} (water heating efficiency)			104	111	104	111	104	111
		Water heating energy efficiency class			A					

Indoor Unit				EAVX	16S18D6V(G)/D9W(G)	16S23D6V(G)/D9W(G)	16S18D6V(G)/D9W(G)	16S23D6V(G)/D9W(G)	16S18D6V(G)/D9W(G)	16S23D6V(G)/D9W(G)
Casing	Colour	White + Black								
	Material	Resin / Sheet metal								
Dimensions	Unit	Height x Width x Depth	mm	1,650 x 595 x 625	1,850 x 595 x 625	1,650 x 595 x 625	1,850 x 595 x 625	1,650 x 595 x 625	1,850 x 595 x 625	
Weight	Unit		kg	109	118	109	118	109	118	
Tank	Water volume		l	180	230	180	230	180	230	
	Maximum water temperature		°C	70						
	Maximum water pressure		bar	10						
	Corrosion protection			Pickling						
Operation range	Heating	Ambient	Min.~Max.	°C						
		Water side	Min.~Max.	°C						
	Cooling	Ambient	Min.~Max.	°CDB						
		Water side	Min.~Max.	°C						
	Domestic hot water	Ambient	Min.~Max.	°CDB						
		Water side	Max.	°C						
Sound power level	Nom.		dBA	44						
Sound pressure level	Nom.		dBA	30						
Outdoor Unit				EPGA	11DV	14DV	16DV			
Dimensions	Unit	Height x Width x Depth	mm		1,440 x 1,160 x 380					
Weight	Unit		kg		143					
Compressor	Quantity			1						
	Type			Hermetically sealed scroll compressor						
Operation range	Cooling	Min.~Max.	°CDB	10~43						
	Domestic hot water	Min.~Max.	°CDB	-28~35						
Refrigerant	Type			R-32						
	GWP			675.0						
	Charge		kg	3.50						
	Charge		TCO ₂ Eq	2.36						
	Control			Expansion valve						
Sound power level	Heating	Nom.	dBA	64			66			
	Cooling	Nom.	dBA	68			66			
Sound pressure level	Heating	Nom.	dBA	48	49			52		
	Cooling	Nom.	dBA	55			52			
Power supply	Name/Phase/Frequency/Voltage			V3/1N~/50/230						
Current	Recommended fuses			A						

(1) Cooling Ta 35 °C - LWE 18 °C (DT = 5 °C); heating Ta DB/WB 7 °C/6 °C - LWC 35 °C (DT = 5 °C) (2) Cooling Ta 35 °C - LWE 7 °C (DT = 5 °C); heating Ta DB/WB 7 °C/6 °C - LWC 45 °C (DT = 5 °C).

Daikin Altherma 3 H F

Floor standing integrated with **two different temperature zones monitoring**

- › Integrated stainless steel domestic hot water tank of 180 or 230 l
- › PCB board and hydraulic components are located in the front for easy access
- › Small installation footprint of 595 x 625 mm
- › Integrated back-up heater choice of 6 or 9 kW
- › Outdoor unit extracts heat from the outdoor air, even at -28 °C












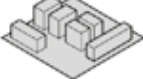




011-1W0319 -> 324

up to

Efficiency data				EAVZ + EPGA	16S18D6V/D9W + 11DV	16S23D6V/D9W + 11DV	16S18D6V/D9W + 14DV	16S23D6V/D9W + 14DV	16S18D6V/D9W + 16DV	16S23D6V/D9W + 16DV
Heating capacity	Nom.		kW		11.1 (1) / 11.3 (2)		14.5 (1) / 14.5 (2)		16.5 (1) / 15.6 (2)	
Power input	Heating	Nom.	kW		2.16 (1) / 2.91 (2)		2.91 (1) / 3.96 (2)		3.45 (1) / 4.21 (2)	
COP					5.15 (1) / 3.88 (2)		4.99 (1) / 3.65 (2)		4.78 (1) / 3.71 (2)	
Space heating	Average climate water outlet 55 °C	General	SCOP		3.29		3.34		3.41	
			ηs (Seasonal space heating efficiency)	%	129		130		133	
	Average climate water outlet 35 °C	General	SCOP		4.38		4.45		4.56	
			ηs (Seasonal space heating efficiency)	%	172		175		179	
			Seasonal space heating eff. class		A++		A++		A+++	
Domestic hot water heating	General	Declared load profile			L	XL	L	XL	L	XL
	Average climate	ηwh (water heating efficiency)	%		104	111	104	111	104	111
		Water heating energy efficiency class			A					
Indoor Unit				EAVZ	16S18D6V/D9W	16S23D6V/D9W	16S18D6V/D9W	16S23D6V/D9W	16S18D6V/D9W	16S23D6V/D9W
Casing	Colour	White + Black								
	Material	Resin / Sheet metal								
Dimensions	Unit	Height x Width x Depth	mm	1,650 x 595 x 625	1,850 x 595 x 625	1,650 x 595 x 625	1,850 x 595 x 625	1,650 x 595 x 625	1,850 x 595 x 625	
Weight	Unit		kg	120	128	120	128	120	128	
Tank	Water volume		l	180	230	180	230	180	230	
	Maximum water temperature		°C	70						
	Maximum water pressure		bar	10						
	Corrosion protection			Pickling						
Operation range	Heating	Ambient	Min.~Max.	°C						
		Water side	Min.~Max.	°C						
	Domestic hot water	Ambient	Min.~Max.	°CDB						
		Water side	Max.	°C						
Sound power level	Nom.		dBA	44						
Sound pressure level	Nom.		dBA	30						
Outdoor Unit				EPGA	11DV	14DV	16DV			
Dimensions	Unit	Height x Width x Depth	mm	1,440 x 1,160 x 380						
Weight	Unit		kg	143						
Compressor	Quantity			1						
	Type			Hermetically sealed scroll compressor						
Operation range	Cooling	Min.~Max.	°CDB	10~43						
	Domestic hot water	Min.~Max.	°CDB	-28~-35						
Refrigerant	Type			R-32						
	GWP			675.0						
	Charge	kg		3.50						
	Charge	TCO ₂ Eq		2.36						
	Control			Expansion valve						
Sound power level	Heating	Nom.	dBA	64					66	
	Cooling	Nom.	dBA						68	
Sound pressure level	Heating	Nom.	dBA	48		49			52	
	Cooling	Nom.	dBA			55				
Power supply	Name/Phase/Frequency/Voltage		Hz/V	V3/1N~/50/230						
Current	Recommended fuses		A	32						

(1) Cooling Ta 35 °C - LWE 18 °C (DT = 5 °C); heating Ta DB/WB 7 °C/6 °C - LWC 35 °C (DT = 5 °C) (2) Cooling Ta 35 °C - LWE 7 °C (DT = 5 °C); heating Ta DB/WB 7 °C/6 °C - LWC 45 °C (DT = 5 °C).

Options

	Type	Material name	Daikin Altherma 3 H F
Controllers		Remote user interface	BRC1HHDK/S/W ●
		LAN Adapter + PV Solar connection	BRP069A61 ●
		LAN only	BRP069A62 ●
		Room thermostat (wired)	EKRTWA ●
		Room thermostat (wireless)	EKRTR1 ●
		External sensor	EKRTETS ●
		DCOM gateway	DCOM-LT/IO
		DCOM gateway	DCOM-LT/MB
Adapter		Demand PCB	EKR1AHTA ●
		Digital I/O PCB	EKR1HBAA ●
Installation		Bi-Zone kit (watts kit)	BZKA7V3 ● (excluding EHVZ)
		Third party tank it for tank with sensor pocket	EKHY3PART
		Third party tank kit for tank with built-in thermostat	EKHY3PART2
Sensors		Remote indoor sensor	KRCS01-1 ●
		Remote outdoor sensor	EKRSCA-1 ●
Others		PC USB Cable	EKPCCAB4 ●
		Conversion kit	EKHBCONV
		Universal centralized controller	EKHVCONV2 ●
		Freeze protection valve	AFVALVE1 ●
		Heat pump convector + valve kit	FWXV-A + EKVKHPC ●

Daikin Altherma 3 H W

wall mounted unit



Why choose Daikin wall mounted unit?

The Daikin Altherma 3 H W split wall mounted unit offers **heating and cooling** with high flexibility for a quick and easy installation, **with an optional connection to deliver domestic hot water.**

High flexibility for installation and domestic hot water connection

- › Inclusion of all hydraulic components means no third party components are required
- › PCB board and hydraulic components are located in the front for easy access
- › Compact dimensions allows for small installation space, as almost no side clearances are required
- › The unit's sleek design blends in with other household appliances
- › Combine with a stainless steel or ECH₂O thermal store



Advanced user interface

The Daikin Eye

The intuitive Daikin Eye shows you in real time the status of your system.




Blue

When the Daikin Eye indicates a blue colour, it means the boiler is functioning properly. The Daikin Eye will flash on and off when it's running on stand by mode.



Red

When the Daikin Eye indicates a red colour, it means the boiler is out of commission and requires a maintenance check.



Quick to configure

Log in and you'll be able to completely configure the unit via the new user interface in 9 steps. You can even check if the unit is ready for use by running test cycles. You can upload the settings on an USB stick and download it directly into the unit, or via the cloud.

Easy operation

Work super-fast with the new user interface. It's easy to use with just a few buttons and 2 navigational knobs.

Beautiful design

The user interface was especially designed to be very intuitive. The high contrasted colour screen delivers stunning and practical visuals that really help you as installer or service engineer.

Multiple tank solutions, infinite possibilities

ECH₂O Thermal stores (EKHWP-(P)B)

Connect your Daikin Altherma 3 wall mounted unit with a thermal store and take advantage of the energy of the sun.

Stainless steel tank (EKHWS(U)-D)

Connect your Daikin Altherma 3 wall mounted unit with a stainless steel tank to achieve efficient domestic hot water heating production.

Flexibility in providing domestic hot water

Heating only models - EABH-D

The heating only Daikin Altherma 3 models provide domestic hot water and space heating in an efficient way.



Reversible models - EABX-D

Additionally to its core function, Daikin Altherma 3 can provide cooling during hot season.

This cooling function is working via emitters such as an underfloor system or thanks to a fancoil.



Daikin Altherma 3 H W

Wall mounted **heating only** air-to-water heat pump
ideal for low energy houses

- › Combine with a stainless steel tank or ECH₂O thermal store to provide domestic hot water
- › PCB board and hydraulic components are located in the front for easy access
- › Compact dimensions allows for small installation space, as almost no side clearances are required
- › Integrated back-up heater choice of 6 or 9 kW
- › Outdoor unit extracts heat from the outdoor air, even at -28 °C



011-1W0319 -> 324

Efficiency data				EABH + EPGA	16D6V/D9W + 11DV	16D6V/D9W + 14DV	16D6V/D9W + 16DV	
Heating capacity	Nom.			kW				
Power input	Heating	Nom.		kW				
COP								
Space heating	Average climate water outlet 55 °C	General	SCOP	3.29		3.34		
			η _s (Seasonal space heating efficiency)	129		130		
			Seasonal space heating eff. class	A++				
	Average climate water outlet 35 °C	General	SCOP	4.38		4.45		
η _s (Seasonal space heating efficiency)			172		175			
		Seasonal space heating eff. class	A++		A+++			
Indoor Unit				EABH	16D6V	16D9W	16D6V	16D9W
Casing	Colour			White + Black				
	Material			Resin, sheet metal				
Dimensions	Unit	Height x Width x Depth	mm	840 x 440 x 390				
Weight	Unit			kg				
Operation range	Heating	Water side	Min.~Max.	°C				
	Domestic hot water	Water side	Min.~Max.	°C				
Sound power level	Nom.			dBA				
Sound pressure level	Nom.			dBA				
Outdoor Unit				EPGA	11DV	14DV	16DV	
Dimensions	Unit	Height x Width x Depth	mm	1,440 x 1,160 x 380				
Weight	Unit			kg				
Compressor	Quantity			1				
	Type			Hermetically sealed scroll compressor				
Operation range	Cooling	Min.~Max.	°CDB	10~43				
	Domestic hot water	Min.~Max.	°CDB	-28~35				
Refrigerant	Type			R-32				
	GWP			675.0				
	Charge			kg				
	Charge			TCO ₂ Eq				
		Control			Expansion valve			
Sound power level	Heating	Nom.	dBA	64		66		
	Cooling	Nom.	dBA			68		
Sound pressure level	Heating	Nom.	dBA	48		49		
	Cooling	Nom.	dBA			55		
Power supply	Name/Phase/Frequency/Voltage		Hz/V	V3/1N~/50/230				
Current	Recommended fuses		A	32				

(1) Cooling Ta 35 °C - LWE 18 °C (DT = 5 °C); heating Ta DB/WB 7 °C/6 °C - LWC 35 °C (DT = 5 °C) (2) Cooling Ta 35 °C - LWE 7 °C (DT = 5 °C); heating Ta DB/WB 7 °C/6 °C - LWC 45 °C (DT = 5 °C).

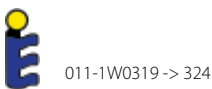
Daikin Altherma 3 H W

Wall mounted **reversible** air-to-water heat pump ideal for low energy houses

- › Combine with a stainless steel tank or ECH₂O thermal store to provide domestic hot water
- › PCB board and hydraulic components are located in the front for easy access
- › Compact dimensions allows for small installation space, as almost no side clearances are required
- › Integrated back-up heater choice of 6 or 9 kW
- › Outdoor unit extracts heat from the outdoor air, even at -28 °C



up to **A+++** **R-32**












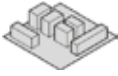




Efficiency data				EABX + EPGA	16D6V/D9W + 11DV	16D6V/D9W + 14DV	16D6V/D9W + 16DV
Heating capacity	Nom.			kW	11.1 (1) / 11.3 (2)	14.5 (1) / 14.5 (2)	16.5 (1) / 15.6 (2)
Power input	Heating	Nom.		kW	2.16 (1) / 2.91 (2)	2.91 (1) / 3.96 (2)	3.45 (1) / 4.21 (2)
Cooling capacity	Nom.			kW	10.5 (1) / 10.7 (2)	11.1 (1) / 11.9 (2)	13.5 (1) / 11.9 (2)
Power input	Cooling	Nom.		kW	2.21 (1) / 3.30 (2)	2.72 (1) / 3.97 (2)	3.42 (1) / 3.97 (2)
COP					5.15 (1) / 3.88 (2)	4.99 (1) / 3.65 (2)	4.78 (1) / 3.71 (2)
EER					4.75 (1) / 3.23 (2)	4.09 (1) / 2.99 (2)	3.94 (1) / 2.99 (2)
Space heating	Average climate water outlet 55 °C	General	SCOP		3.32	3.37	3.43
			ηs (Seasonal space heating efficiency)	%	130	132	134
	Average climate water outlet 35 °C	General	SCOP		4.44	4.51	4.61
			ηs (Seasonal space heating efficiency)	%	175	178	182
			Seasonal space heating eff. class		A++		A+++


Indoor Unit				EABX	16D6V	16D9W	16D6V	16D9W	16D6V	16D9W
Casing	Colour						White + Black			
	Material						Resin, sheet metal			
Dimensions	Unit	Height x Width x Depth	mm				840 x 440 x 390			
Weight	Unit		kg				38			
Operation range	Heating	Water side	Min.~Max.	°C			15~60			
	Domestic hot water	Water side	Min.~Max.	°C			25~75			
Sound power level	Nom.			dB(A)			44			
Sound pressure level	Nom.			dB(A)			30			

Outdoor Unit				EPGA	11DV	14DV	16DV
Dimensions	Unit	Height x Width x Depth	mm			1,440 x 1,160 x 380	
Weight	Unit		kg			143	
Compressor	Quantity					1	
	Type					Hermetically sealed scroll compressor	
Operation range	Cooling	Min.~Max.	°CDB			10~43	
	Domestic hot water	Min.~Max.	°CDB			-28~35	
Refrigerant	Type					R-32	
	GWP					675.0	
	Charge	kg				3.50	
	Charge	TCO ₂ Eq				2.36	
	Control					Expansion valve	
Sound power level	Heating	Nom.	dB(A)		64		66
	Cooling	Nom.	dB(A)			68	
Sound pressure level	Heating	Nom.	dB(A)		48		52
	Cooling	Nom.	dB(A)			55	
Power supply	Name/Phase/Frequency/Voltage	Hz/V				V3/1N~/50/230	
Current	Recommended fuses	A				32	

(1) Cooling Ta 35 °C - LWE 18 °C (DT = 5 °C); heating Ta DB/WB 7 °C/6 °C - LWC 35 °C (DT = 5 °C) (2) Cooling Ta 35 °C - LWE 7 °C (DT = 5 °C); heating Ta DB/WB 7 °C/6 °C - LWC 45 °C (DT = 5 °C).

Options

	Type	Material name	Daikin Altherma 3 H W	
Controllers		Remote user interface	BRC1HHDK/S/W	●
		LAN Adapter + PV Solar connection	BRP069A61	●
		LAN only	BRP069A62	●
		Room thermostat (wired)	EKRTWA	●
		Room thermostat (wireless)	EKRTR1	●
		External sensor	EKRTETS	●
		DCOM gateway	DCOM-LT/IO	
		DCOM gateway	DCOM-LT/MB	
Adapter		Demand PCB	EKRP1AHTA	●
		Digital I/O PCB	EKRP1HBAA	●
Installation		Bi-Zone kit (watts kit)	BZKA7V3	●
		Third party tank it for tank with sensor pocket	EKHY3PART	●
		Third party tank kit for tank with built-in thermostat	EKHY3PART2	●
Sensors		Remote indoor sensor	KRCS01-1	●
		Remote outdoor sensor	EKRSCA-1	●
Others		PC USB Cable	EKPCCAB4	●
		Conversion kit	EKHBCONV EKHVCONV2	●
		Universal centralized controller	EKCC8-W	●
		Freeze protection valve	AFVALVE1	●
		Heat pump convector + valve kit	FWXV-A + EKVKHPC	●



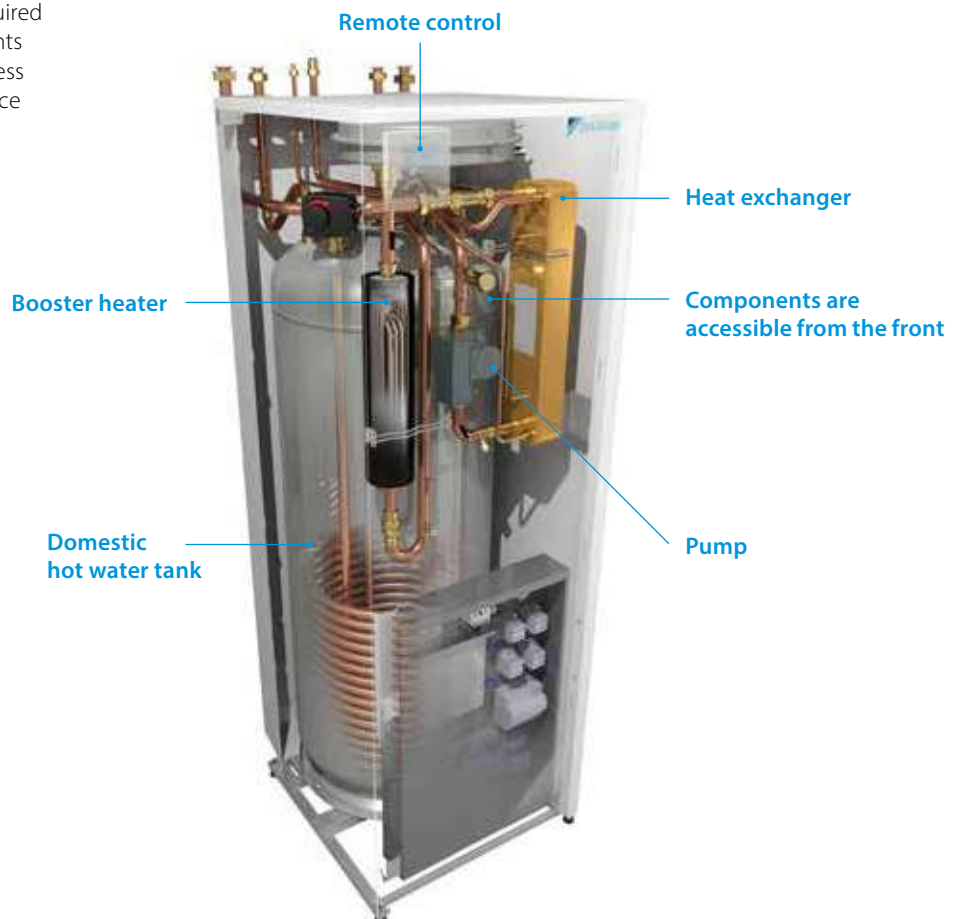
Daikin Altherma R F

low temperature split with an integrated domestic hot water tank

The Daikin Altherma floor standing unit heating delivers domestic hot water and cooling for new builds and low-energy houses.

All-in-one system to save installation space and time

- › A combined stainless steel domestic hot water tank and heat pump ensures a faster installation compared to traditional systems
 - › Inclusion of all hydraulic components means no third-party components are required
 - › PCB board and hydraulic components are located in the front for easy access
 - › Small installation footprint with space reduced by more than 30%
- › Integrated Bi-Zone kit allows temperature monitoring for two zones: connect underfloor heating to radiators to optimise efficiency





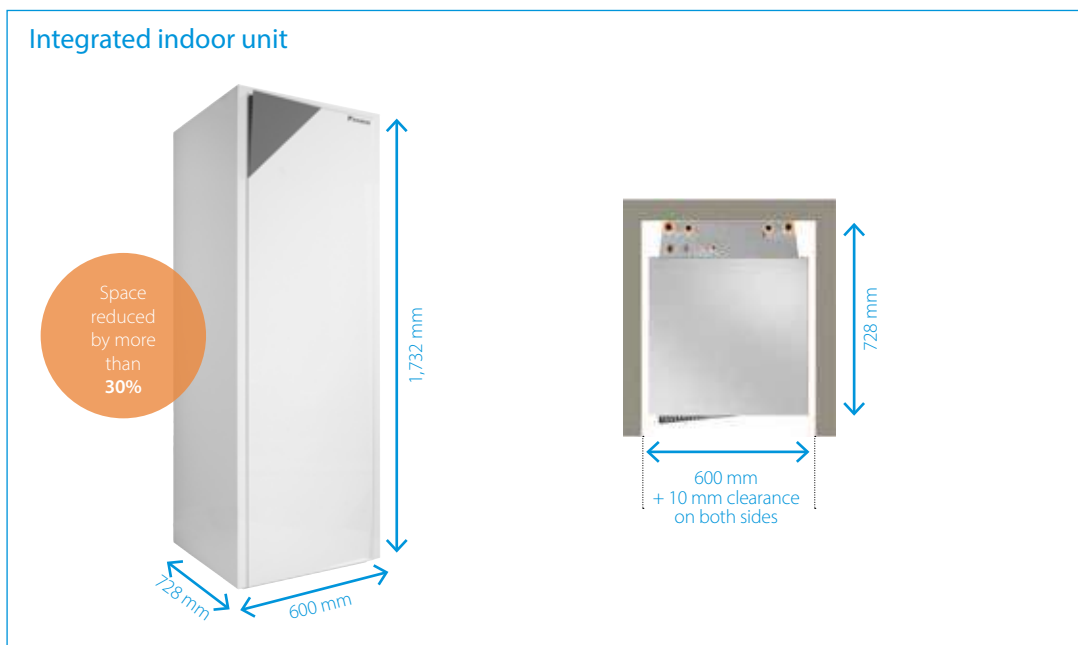
All-in-one design reduces the installation footprint and height

Compared to the traditional split version for a wall mounted indoor unit and separate domestic hot water tank, the integrated indoor unit greatly reduces the installation space required.

Smaller footprint: with a width of only 600 mm and a depth of 728 mm, the integrated indoor unit has a similar footprint when compared to other household appliances. For installation projects, almost no side clearance is necessary as the piping is located at the top of the unit. This results in an installation footprint of only 0.45 m².

Low installation height: both the 180 l and 260 l version come with a height of 173 cm. The required installation height is less than 2 m.

The compactness of the integrated indoor unit is emphasised by its sleek design and modern look, easily blending in with other household appliances.



Daikin Altherma low temperature split integrated floor standing unit

Floor standing air to water heat pump for heating and hot water, ideal for low energy houses

- › Integrated indoor unit: all-in-one floor standing unit including the domestic hot water tank
- › Perfect fit for new built as well as for low energy houses
- › Best seasonal efficiencies, providing the highest savings on running costs
- › Flexible configuration with respect to heat emitters
- › Outdoor unit extracts heat from the outdoor air, even at -25 °C
- › Daikin Residential controller (optional)
- › Possible to connect to photovoltaic solar panels to provide energy for your heat pump (optional)



up to

Efficiency data			EHVH + ERLQ-C		11S18CB3V / 11S26CB9W + 011CV3		16S18CB3V / 16S26CB9W + 014CV3		16S18CB3V / 16S26CB9W + 016CV3		11S18CB3V / 11S26CB9W + 011CW1		16S18CB3V / 16S26CB9W + 014CW1		16S18CB3V / 16S26CB9W + 016CW1			
Heating capacity	Nom.		kW		11.2(1)/ 11.0(2)		14.5(1)/ 13.6(2)		16.0(1)/ 15.2(2)		11.2(1)/ 11.0(2)		14.5(1)/ 13.6(2)		16.0(1)/ 15.2(2)			
Power input	Heating	Nom.	kW		2.43(1)/ 3.10(2)		3.37(1)/ 4.10(2)		3.76(1)/ 4.66(2)		2.43(1)/ 3.10(2)		3.37(1)/ 4.10(2)		3.76(1)/ 4.66(2)			
COP					4.60 (1) / 2.75 (3) / 3.55 (2) / 2.10 (4)		4.30 (1) / 2.65 (3) / 3.32 (2) / 2.08, (4)		4.25 (1) / 2.64 (3) / 3.26 (2) / 2.09 (4)		4.60 (1) / 2.75 (3) / 3.55 (2) / 2.10 (4)		4.30 (1) / 2.65 (3) / 3.32 (2) / 2.08 (4)		4.25 (1) / 2.64 (3) / 3.26 (2) / 2.09 (4)			
Space heating	Average climate water outlet 55 °C	General	SCOP	%	3.09		3.16		3.06		3.09		3.16		3.06			
		General	ηs (Seasonal space heating efficiency)	%	120		123		119		120		123		119			
			Seasonal space heating eff. class		A+													
Space heating	Average climate water outlet 35 °C	General	SCOP	%	3.98		3.90		3.80		3.98		3.90		3.80			
		General	ηs (Seasonal space heating efficiency)	%	156		153		149		156		153		149			
			Seasonal space heating eff. class		A++		A+		A++		A+		A+					
Domestic hot water heating	General	Declared load profile			L	XL	L	XL	L	XL	L	XL	L	XL	L	XL		
	Average climate	ηwh (water heating efficiency)	%	87.4		97.7		87.4		97.7		87.4		97.7		87.4		
			Water heating energy efficiency class		A													

Indoor Unit			EHVH		11S18CB3V / 11S26CB9W		16S18CB3V / 16S26CB9W		16S18CB3V / 16S26CB9W		11S18CB3V / 11S26CB9W		16S18CB3V / 16S26CB9W		16S18CB3V / 16S26CB9W			
Casing	Colour	Material	White															
			Precoated sheet metal															
Dimensions	Unit	Height x Width x Depth	mm															
			1,732 x 600 x 728															
Weight	Unit		kg															
			117		126		118		128		118		128		118		128	
Tank	Water volume		l															
			180		260		180		260		180		260		180		260	
	Maximum water temperature		°C															
			65															
	Maximum water pressure		bar															
			10															
	Corrosion protection		Anode															
Operation range	Heating	Water side Min.~Max.	°C															
	Domestic hot water	Water side Min.~Max.	°C															
			15 ~55.0															
			25~60 / 60															
Sound power level	Nom.		dBA		42.0		44.0		42.0		44.0		42.0		44.0			
Sound pressure level	Nom.		dBA		28.0		30.0		28.0		30.0		28.0		30.0			

Outdoor Unit			ERLQ-C		011CV3		014CV3		016CV3		011CW1		014CW1		016CW1	
Dimensions	Unit	Height x Width x Depth	mm													
			1,345 x 900 x 320													
Weight	Unit		kg													
			113													
Compressor	Quantity															
			1													
	Type		Hermetically sealed scroll compressor													
Operation range	Cooling	Min.~Max.	°CDB													
	Domestic hot water	Min.~Max.	°CDB													
			10.0~46.0													
			-20 ~35													
Refrigerant	Type		R-410A													
	GWP		2,087.5													
	Charge		kg													
			3.4													
	Charge		TCO ₂ Eq													
			7.1													
	GWP		2,087.5													
Sound power level	Heating	Nom.	dBA		64		66		66		64		66		66	
	Cooling	Nom.	dBA		64		66		69		64		66		69	
Sound pressure level	Heating	Nom.	dBA		50		51		52		50		51		52	
	Cooling	Nom.	dBA		50		52		54		50		52		54	
Power supply	Name/Phase/Frequency/Voltage		Hz/V													
			V3/1~/50/230													
Current	Recommended fuses		A													
			40													
			W1/3N~/50/400													
			20													

(1) Cooling Ta 35 °C - LWE 18 °C (DT = 5 °C); heating Ta DB/WB 7 °C/6 °C - LWC 35 °C (DT = 5 °C) (2) Condition 2: cooling Ta 35 °C - LWE 7 °C (DT = 5 °C); heating Ta DB/WB 7 °C/6 °C - LWC 45 °C (DT = 5 °C). (3) Heating Ta DB -7 °C (RH85%) - LWC 35 °C (4) Heating Ta DB -7 °C (RH85%) - LWC 45 °C (5) Contains fluorinated greenhouse gases.

Daikin Altherma low temperature split integrated floor standing unit

Floor standing air to water heat pump for heating and hot water, ideal for low energy houses

- › Integrated indoor unit: all-in-one floor standing unit including the domestic hot water tank
- › Perfect fit for new built as well as for low energy houses
- › Best seasonal efficiencies, providing the highest savings on running costs
- › Flexible configuration with respect to heat emitters
- › Outdoor unit extracts heat from the outdoor air, even at -20 °C
- › Daikin Residential controller (optional)
- › Possible to connect to photovoltaic solar panels to provide energy for your heat pump (optional)



up to

Efficiency data		EHVH + ERHQ-B		11S26CB9W / 11S18CB3V + 011BV3		16S26CB9W / 16S18CB3V + 014BV3		16S26CB9W / 16S18CB3V + 016BV3		11S26CB9W / 11S18CB3V + 011BW1		16S26CB9W / 16S18CB3V + 014BW17		16S18CB3V / 16S26CB9W + 016BW1			
Heating capacity	Nom.	kW		11.2(1)/ 10.3(2)		14.0(1)/ 13.1(2)		16.0(1)/ 15.2(2)		11.3(1)/ 11.0(2)		14.5(1)/ 13.6(2)		16.1(1)/ 15.1(2)			
Power input	Heating	kW		2.55(1)/ 3.17(2)		3.26(1)/ 4.04(2)		3.92(1)/ 4.75(2)		2.63(1)/ 3.24(2)		3.42(1)/ 4.21(2)		3.82(1)/ 4.69(2)			
COP				4.39(1)/ 3.25(2)		4.29(1)/ 3.24(2)		4.08(1)/ 3.20(2)		4.30(1)/ 3.39(2)		4.24(1)/ 3.22(2)		4.20(1)/ 3.22(2)			
Space heating	Average climate water outlet 55 °C	General	SCOP	2.86		2.82		2.92		2.90		2.86		2.96			
			ηs (Seasonal space heating efficiency)	112		110		114		113		111		115			
	Seasonal space heating eff. class			A+													
	Average climate water outlet 35 °C	General	SCOP	2.99		3.23		3.29		3.08		3.34		3.34			
ηs (Seasonal space heating efficiency)			117		126		129		120		131		130				
Seasonal space heating eff. class			A		A+		A		A+		A+		A+				
Domestic hot water heating	General climate	Declared load profile		XL	L	XL	L	XL	L	XL	L	XL	L	L	XL		
		Average ηwh (water heating efficiency)		95.3		90.5		95.3		90.5		87.3		84.3		87.3	
		Water heating energy efficiency class		A													
Indoor Unit		EHVH		11S26CB9W / 11S18CB3V		16S26CB9W / 16S18CB3V		16S26CB9W / 16S18CB3V		11S26CB9W / 11S18CB3V		16S26CB9W / 16S18CB3V		16S18CB3V / 16S26CB9W			
Casing	Colour	White															
	Material	Precoated sheet metal															
Dimensions	Unit	Height x Width x Depth		mm													
		1,732 x 600 x 728															
Weight	Unit	kg		126	117	128	118	128	118	126	117	128	118	118	128		
Tank	Water volume		l		260	180	260	180	260	180	260	180	260	180	260		
	Maximum water temperature		°C		65												
	Maximum water pressure		bar		10												
	Corrosion protection		Anode														
Operation range	Heating	Water side Min.~Max.		°C		15 ~55.0											
	Domestic hot water	Water side Min.~Max.		°C		25~60 / 60											
Sound power level	Nom.	dBA		42.0		44.0		42.0		44.0		44.0		44.0			
Sound pressure level	Nom.	dBA		28.0		30.0		28.0		30.0		30.0		30.0			
Outdoor Unit		ERHQ-B		011BV3		014BV3		016BV3		011BW1		014BW17		016BW1			
Dimensions	Unit	Height x Width x Depth		mm													
		1,170 x 900 x 320															
Weight	Unit	kg		102													
Compressor	Quantity		1														
	Type		Hermetically sealed scroll compressor														
Operation range	Cooling	Min.~Max.		°CDB		10.0~46.0											
	Domestic hot water	Min.~Max.		°CDB		-20 ~35											
Refrigerant	Type		R-410A														
	GWP		2,087.5														
	Charge		kg		2.7				3.0				6.3				
	Charge		TCO ₂ Eq		5.6				6.3				6.3				
Sound power level	Heating	Nom.		dBA		64		66		64		66		66			
	Cooling	Nom.		dBA		64		66		69		64		66			
Sound pressure level	Heating	Nom.		dBA		49		51		53		51		52			
	Cooling	Nom.		dBA		50		52		54		50		52			
Power supply	Name/Phase/Frequency/Voltage			Hz/V				V3/1~/50/230				W1/3N~/50/400					
Current	Recommended fuses			A				32				20					

(1) Cooling Ta 35 °C - LWE 18 °C (DT = 5 °C); heating Ta DB/WB 7 °C/6 °C - LWC 35 °C (DT = 5 °C) (2) Cooling Ta 35 °C - LWE 7 °C (DT = 5 °C); heating Ta DB/WB 7 °C/6 °C - LWC 45 °C (DT = 5 °C).
(3) Contains fluorinated greenhouse gases.

Daikin Altherma R F

Floor standing air to water heat pump for heating, cooling and hot water; ideal for low energy houses

- › Integrated indoor unit: all-in-one floor standing unit including the domestic hot water tank
- › Perfect fit for new built as well as for low energy houses
- › Best seasonal efficiencies, providing the highest savings on running costs
- › Flexible configuration with respect to heat emitters
- › Outdoor unit extracts heat from the outdoor air, even at -25 °C
- › Daikin Residential controller (optional)
- › Possible to connect to photovoltaic solar panels to provide energy for your heat pump (optional)



011-IW0068 → 78



up to



Efficiency data			EHVX + ERLQ-C		11S18CB3V / 11S26CB9W + 011CV3		16S18CB3V / 16S26CB9W + 014CV3		16S18CB3V / 16S26CB9W + 016CV3		11S18CB3V / 11S26CB9W + 011CW1		16S18CB3V / 16S26CB9W + 014CW1		16S18CB3V / 16S26CB9W + 016CW1		
Heating capacity	Nom.		kW		11.2(1) / 11.0(2)		14.5(1) / 13.6(2)		16.0(1) / 15.2(2)		11.2(1) / 11.0(2)		14.5(1) / 13.6(2)		16.0(1) / 15.2(2)		
Cooling capacity	Nom.		kW		12.1(1) / 11.7(2)		12.7(1) / 12.6(2)		13.8(1) / 13.1(2)		12.1(1) / 11.7(2)		12.7(1) / 12.6(2)		13.8(1) / 13.1(2)		
Power input	Heating	Nom.	kW		2.43(1) / 3.10(2)		3.37(1) / 4.10(2)		3.76(1) / 4.66(2)		2.43(1) / 3.10(2)		3.37(1) / 4.10(2)		3.76(1) / 4.66(2)		
	Cooling	Nom.	kW		3.05(1) / 4.31(2)		3.21(1) / 5.08(2)		3.74(1) / 5.73(2)		3.05(1) / 4.31(2)		3.21(1) / 5.08(2)		3.74(1) / 5.73(2)		
COP					4.60(1) / 2.75(3) / 3.55(2) / 2.10(4)		4.30(1) / 2.65(3) / 3.32(2) / 2.08(4)		4.25(1) / 2.64(3) / 3.26(2) / 2.09(4)		4.60(1) / 2.75(3) / 3.55(2) / 2.10(4)		4.30(1) / 2.65(3) / 3.32(2) / 2.08(4)		4.25(1) / 2.64(3) / 3.26(2) / 2.09(4)		
EER					3.98(1) / 2.72(2)		3.96(1) / 2.47(2)		3.69(1) / 2.29(2)		3.98(1) / 2.72(2)		3.96(1) / 2.47(2)		3.69(1) / 2.29(2)		
Space heating	Average climate water outlet 55 °C	General	SCOP	%	3.09		3.16		3.06		3.09		3.16		3.06		
		General	η _s (Seasonal space heating efficiency)	%	120		123		119		120		123		119		
		General	Seasonal space heating eff. class		A+												
Space heating	Average climate water outlet 35 °C	General	SCOP	%	3.98		3.90		3.80		3.98		3.90		3.80		
		General	η _s (Seasonal space heating efficiency)	%	156		153		149		156		153		149		
		General	Seasonal space heating eff. class		A++		A+		A++				A+				
Domestic hot water heating	General	Declared load profile			L	XL	L	XL	L	XL	L	XL	L	XL	L	XL	
	Average	η _{wh} (water heating efficiency)	%	87.4		97.7		87.4		97.7		87.4		97.7		87.4	
	General	Water heating energy efficiency class			A												

Indoor Unit			EHVX		11S18CB3V		11S26CB9W		16S18CB3V		16S26CB9W	
Casing	Colour	White										
	Material	Precoated sheet metal										
Dimensions	Unit	Height x Width x Depth	mm									
Weight	Unit	kg										
Tank	Water volume	l										
	Maximum water temperature	°C										
	Maximum water pressure	bar										
Operation range	Heating	Water side Min.~Max.	°C									
	Cooling	Water side Min.~Max.	°C									
	Domestic hot water	Water side Min.~Max.	°C									
	Corrosion protection	Anode										
Sound power level	Nom.	dBA										
	Nom.	dBA										

Outdoor Unit			ERLQ-C		011CV3		014CV3		016CV3		011CW1		014CW1		016CW1	
Dimensions	Unit	Height x Width x Depth	mm													
Weight	Unit	kg														
Compressor	Quantity	1														
	Type	Hermetically sealed scroll compressor														
Operation range	Cooling	Min.~Max.	°CDB													
	Domestic hot water	Min.~Max.	°CDB													
Refrigerant	Type	R-410A														
	GWP	2,087.5														
	Charge	kg														
	Charge	TCO ₂ Eq														
Sound power level	Heating	Nom.	dBA													
	Cooling	Nom.	dBA													
Sound pressure level	Heating	Nom.	dBA													
	Cooling	Nom.	dBA													
Power supply	Name/Phase/Frequency/Voltage	Hz/V														
Current	Recommended fuses	A														

(1) Cooling Ta 35 °C - LWE 18 °C (DT = 5 °C); heating Ta DB/WB 7 °C/6 °C - LWC 35 °C (DT = 5 °C) (2) Cooling Ta 35 °C - LWE 7 °C (DT = 5 °C); heating Ta DB/WB 7 °C/6 °C - LWC 45 °C (DT = 5 °C). (3) Heating Ta DB -7 °C (RH85%) - LWC 35 °C (4) Heating Ta DB -7 °C (RH85%) - LWC 45 °C (5) Contains fluorinated greenhouse gases.

Daikin Altherma R F

Floor standing air to water heat pump for **heating, cooling and hot water**; ideal for low energy houses

- › Integrated indoor unit: all-in-one floor standing unit including the domestic hot water tank
- › Perfect fit for new built as well as for low energy houses
- › Best seasonal efficiencies, providing the highest savings on running costs
- › Flexible configuration with respect to heat emitters
- › Outdoor unit extracts heat from the outdoor air, even at -20 °C
- › Daikin Residential controller (optional)
- › Possible to connect to photovoltaic solar panels to provide energy for your heat pump (optional)



Heat pumps

Efficiency data				EHVX + ERHQ-B																											
				11S18CB3V + 011BV3		11S26CB9W + 011BV3		16S26CB9W + 014BV3		16S18CB3V + 014BV3		16S26CB9W + 016BV3		16S18CB3V + 016BV3		11S18CB3V + 011BW1		11S26CB9W + 011BW1		16S26CB9W + 014BW17		16S18CB3V + 014BW17		16S18CB3V + 016BW1		16S26CB9W + 016BW1					
Heating capacity	Nom.			kW		11.2 (1) / 10.3(2)		14.0 (1) / 13.1(2)		16.0 (1) / 15.2(2)		11.3 (1) / 11.0(2)		14.5 (1) / 13.6(2)		16.1 (1) / 15.1(2)		13.9 (1) / 10.0(2)		17.3 (1) / 12.5(2)		17.8 (1) / 13.1(2)		15.1 (1) / 11.7(2)		16.1 (1) / 12.6(2)		16.8 (1) / 13.1(2)			
Cooling capacity	Nom.			kW		2.55 (1) / 3.17(2)		3.26 (1) / 4.04(2)		3.92 (1) / 4.75(2)		2.63 (1) / 3.24(2)		3.42 (1) / 4.21(2)		3.82 (1) / 4.69(2)		3.86 (1) / 3.69(2)		5.86 (1) / 5.69(2)		6.87 (1) / 5.95(2)		4.53 (1) / 4.31(2)		5.43 (1) / 5.08(2)		6.16 (1) / 5.73(2)			
		Heating	Nom.	kW		4.39 (1) / 3.25(2)		4.29 (1) / 3.24(2)		4.08 (1) / 3.20(2)		4.30 (1) / 3.39(2)		4.24 (1) / 3.22(2)		4.20 (1) / 3.22(2)		3.60 (1) / 2.71(2)		2.95 (1) / 2.32(2)		2.59 (1) / 2.20(2)		3.32 (1) / 2.72(2)		2.96 (1) / 2.47(2)		2.72 (1) / 2.29(2)			
COP						2.86		2.82		2.92		2.90		2.86 / 2.80		2.96		4.39 (1) / 3.25(2)		4.29 (1) / 3.24(2)		4.08 (1) / 3.20(2)		4.30 (1) / 3.39(2)		4.24 (1) / 3.22(2)		4.20 (1) / 3.22(2)			
EER						112		110		114		113		111 / 109		115		3.60 (1) / 2.71(2)		2.95 (1) / 2.32(2)		2.59 (1) / 2.20(2)		3.32 (1) / 2.72(2)		2.96 (1) / 2.47(2)		2.72 (1) / 2.29(2)			
Space heating	Average climate water outlet 55 °C	General	SCOP	%		2.86		2.82		2.92		2.90		2.86 / 2.80		2.96		112		110		114		113		111 / 109		115			
			ηs (Seasonal space heating efficiency)															A+													
			Seasonal space heating eff. class																												
Average climate water outlet 35 °C	General	SCOP	%		2.99		3.23		3.29		3.08		3.34		3.33		117		126		129		120		131		130				
		ηs (Seasonal space heating efficiency)															A		A+		A		A		A+						
		Seasonal space heating eff. class																													
Domestic hot water heating	General	Declared load profile		L	XL	L	XL	L	XL	L	XL	L	XL	L	XL	L	XL	90.5		95.3		90.5		84.3		87.3		84.3		87.3	
	Average climate	ηwh (water heating efficiency)																A													
		Water heating energy efficiency class																													
Indoor Unit				EHVX																											
Casing	Colour			White																											
	Material			Precoated sheet metal																											
Dimensions	Unit	Height x Width x Depth		mm																											
Weight	Unit			kg																											
Tank	Water volume			l																											
	Maximum water temperature			°C																											
	Maximum water pressure			bar																											
Operation range	Corrosion protection			Anode																											
	Heating	Water side	Min.~Max.	°C		15 ~55.0																									
	Cooling	Water side	Min.~Max.	°C		5.00~22.0																									
Sound power level	Domestic hot water	Water side	Min.~Max.	°C		25~60 / 60																									
	Nom.			dBA		42.0				44.0				42.0				44.0													
	Nom.			dBA		28.0				30.0				28.0				30.0													
Outdoor Unit				ERHQ-B																											
Dimensions	Unit	Height x Width x Depth		mm																											
	Weight	Unit			kg																										
Compressor	Quantity			1																											
	Type			Hermetically sealed scroll compressor																											
Operation range	Cooling	Min.~Max.	°CDB		10.0~46.0																										
	Domestic hot water	Min.~Max.	°CDB		-20 ~35																										
Refrigerant	Type			R-410A																											
	GWP			2,087.5																											
	Charge	kg		2.7								3.0																			
	Charge	TCO ₂ Eq		5.6								6.3																			
Sound power level	Heating	Nom.	dBA		64				66				64				66														
	Cooling	Nom.	dBA		64				66				64				66														
Sound pressure level	Heating	Nom.	dBA		49				51				53				51														
	Cooling	Nom.	dBA		50				52				54				50														
Power supply	Name/Phase/Frequency/Voltage			Hz/V																											
Current	Recommended fuses			A																											

(1) Cooling Ta 35 °C - LWE 18 °C (DT = 5 °C); heating Ta DB/WB 7 °C/6 °C - LWC 35 °C (DT = 5 °C) (2) Cooling Ta 35 °C - LWE 7 °C (DT = 5 °C); heating Ta DB/WB 7 °C/6 °C - LWC 45 °C (DT = 5 °C).

Daikin Altherma R F

Optimum efficiency offering full flexibility in heat emitters

- > Two different temperature zones can be automatically regulated by the same indoor unit
- > Offers flexibility to the end user to combine different heat emitters e.g. under floor heating and radiators while optimising the efficiency
- > Integrated indoor unit: all-in-one floor standing unit including the domestic hot water tank
- > Energy efficient heating only system based on air to water heat pump technology
- > Outdoor unit extracts heat from the outdoor air, even at -25 °C
- > Daikin Residential controller (optional)
- > Possible to connect to photovoltaic solar panels to provide energy for your heat pump (optional)



Efficiency data				EHVZ + ERLQ-C	16S18CB3V + 011CV3	16S18CB3V + 014CV3	16S18CB3V + 016CV3	16S18CB3V + 011CW1	16S18CB3V + 014CW1	16S18CB3V + 016CW1
Heating capacity	Nom.		kW	11.2(1) / 11.0(2)	14.4(1) / 13.5(2)	15.9(1) / 15.1(2)	11.2(1) / 11.0(2)	14.4(1) / 13.5(2)	15.9(1) / 15.1(2)	
Power input	Heating	Nom.	kW	2.43(1) / 3.10(2)	3.39(1) / 4.12(2)	3.77(1) / 4.67(2)	2.43(1) / 3.10(2)	3.39(1) / 4.12(2)	3.77(1) / 4.67(2)	
COP				4.60(1) / 2.75(3) / 3.55(2) / 2.10(4)	4.24(1) / 2.61(3) / 3.28(2) / 2.05(4)	4.22(1) / 2.61(3) / 3.23(2) / 2.07(4)	4.60(1) / 2.75(3) / 3.55(2) / 2.10(4)	4.24(1) / 2.61(3) / 3.28(2) / 2.05(7)	4.22(1) / 2.61(3) / 3.23(2) / 2.07(4)	
Space heating	Average climate water outlet 55 °C	General	SCOP	3.09	3.16	3.06	3.09	3.16	3.06	
			η _{sp} (Seasonal space heating efficiency)	120	123	119	120	123	119	
			Seasonal space heating eff. class	A+						
	Average climate water outlet 35 °C	General	SCOP	-	-	-	-	-	-	-
			η _{sp} (Seasonal space heating efficiency)	-	-	-	-	-	-	-
			Seasonal space heating eff. class	-						
Pump Additional Zone	Nominal ESP unit (*RLQ°C*)	Heating	kPa	26.2 (1) / 28.3 (2)		25.0		26.2 (1) / 28.3 (2)		25.0
Pump Main Zone	Nominal ESP unit (*RLQ°C*)	Heating	kPa	18.2 (1) / 20.7 (2)		25.0		18.2 (1) / 20.7 (2)		25.0
Domestic hot water heating	General	Declared load profile			L					
	Average climate	η _{wh} (water heating efficiency)	%	87.4						
		Water heating energy efficiency class			A					

Indoor Unit		EHVZ	16S18CB3V	16S18CB3V	16S18CB3V	16S18CB3V	16S18CB3V	16S18CB3V	16S18CB3V
Casing	Colour	White							
	Material	Precoated sheet metal							
Dimensions	Unit	Height x Width x Depth	mm						
Weight	Unit	kg							
Tank	Water volume	l							
	Maximum water temperature	°C							
	Maximum water pressure	bar							
	Corrosion protection	Anode							
Operation range	Heating	Water side Min.~Max.	°C						
	Domestic hot water	Water side Min.~Max.	°C						
Sound power level	Nom.	dBA							
Sound pressure level	Nom.	dBA							

Outdoor Unit		ERLQ-C	011CV3	014CV3	016CV3	011CW1	014CW1	016CW1		
Dimensions	Unit	Height x Width x Depth	mm							
Weight	Unit	kg								
Compressor	Quantity	1								
	Type	Hermetically sealed scroll compressor								
Operation range	Cooling	Min.~Max.	°CDB							
	Domestic hot water	Min.~Max.	°CDB							
Refrigerant	Type	R-410A								
	GWP	2,087.5								
	Charge	kg	3.4							
	Charge	TCO ₂ Eq	7.1							
Sound power level	Heating	Nom.	dBA		dBA		dBA			
	Cooling	Nom.	64	66	66	64	66	66		
Sound pressure level	Heating	Nom.	dBA		dBA		dBA			
	Cooling	Nom.	50	52	54	50	52	54		
Power supply	Name/Phase/Frequency/Voltage	Hz/V	V3/1~/50/230				W1/3N~/50/400			
Current	Recommended fuses	A	40				20			

(1) Cooling Ta 35 °C - LWE 18 °C (DT = 5 °C); heating Ta DB/WB 7 °C/6 °C - LWC 35 °C (DT = 5 °C) (2) Cooling Ta 35 °C - LWE 7 °C (DT = 5 °C); heating Ta DB/WB 7 °C/6 °C - LWC 45 °C (DT = 5 °C). (3) Heating Ta DB -7 °C (RH85%) - LWC 35 °C (4) Heating Ta DB -7 °C (RH85%) - LWC 45 °C (5) Contains fluorinated greenhouse gases.

Daikin Altherma R F

Optimum efficiency offering full flexibility in heat emitters

- › Two different temperature zones can be automatically regulated by the same indoor unit
- › Offers flexibility to the end user to combine different heat emitters e.g. under floor heating and radiators while optimising the efficiency
- › Integrated indoor unit: all-in-one floor standing unit including the domestic hot water tank
- › Outdoor unit extracts heat from the outdoor air, even at -20 °C
- › Daikin Residential controller (optional)
- › Possible to connect to photovoltaic solar panels to provide energy for your heat pump (optional)



Heat pumps


Efficiency data				EHVZ + ERHQ-B	16S18CB3V + 011BV3	16S18CB3V + 014BV3	16S18CB3V + 016BV3	16S18CB3V + 011BW1	16S18CB3V + 014BW17	16S18CB3V + 016BW1	
Heating capacity	Nom.			kW							
Power input	Heating	Nom.		kW							
COP											
Space heating	Average climate water outlet 55 °C	General	SCOP	2.86		2.82		2.92		2.90	
			η _{sp} (Seasonal space heating efficiency)	112		110		114		113	
			Seasonal space heating eff. class	A+							
Pump Additional Zone	Nominal ESP unit (*RHQ*B*)	Heating	Pressure	26.2 (1.000) / 35.0 (2.000)		25.0 (5.000)		24.8 (1.000) / 28.3 (2.000)		25.0 (5.000)	
			Power	18.2 (1.000) / 28.8 (2.000)		25.0 (5.000)		16.4 (1.000) / 20.7 (2.000)		25.0 (5.000)	
Domestic hot water heating	Average climate	General	Declared load profile	L							
			η _{wh} (water heating efficiency)	90.5		84.3					
Water heating energy efficiency class				A							
Indoor Unit				EHVZ	16S18CB3V	16S18CB3V	16S18CB3V	16S18CB3V	16S18CB3V	16S18CB3V	
Casing	Colour	White									
	Material	Precoated sheet metal									
Dimensions	Unit	Height x Width x Depth	mm								
Weight	Unit	kg									
Tank	Water volume	l									
	Maximum water temperature	°C									
	Maximum water pressure	bar									
	Corrosion protection	Anode									
Operation range	Heating	Water side Min.~Max.	°C								
		Domestic hot water Water side Min.~Max.	°C								
Sound power level	Nom.	dBA									
Sound pressure level	Nom.	dBA									
Outdoor Unit				ERHQ-B	011BV3	014BV3	016BV3	011BW1	014BW17	016BW1	
Dimensions	Unit	Height x Width x Depth	mm				mm				
Weight	Unit	kg									
Compressor	Quantity	1									
	Type	Hermetically sealed scroll compressor									
Operation range	Cooling	Min.~Max.	°CDB								
		Domestic hot water Min.~Max.	°CDB								
Refrigerant	Type	R-410A									
	GWP	2,087.5									
	Charge	kg	2.7			3.0					
	Charge	TCO ₂ Eq	5.6			6.3					
Sound power level	Cooling	Nom.	64		66		64		66		
		Nom.	64		66		64		66		
Sound pressure level	Heating	Nom.	49		51		53		52		
		Nom.	50		52		54		54		
Power supply	Name/Phase/Frequency/Voltage	Hz/V				W1/3N~/50/400					
Current	Recommended fuses	A				20					

(1) Cooling Ta 35 °C - LWE 18 °C (DT = 5 °C); heating Ta DB/WB 7 °C/6 °C - LWC 35 °C (DT = 5 °C) (2) Cooling Ta 35 °C - LWE 7 °C (DT = 5 °C); heating Ta DB/WB 7 °C/6 °C - LWC 45 °C (DT = 5 °C). (3) Heating Ta DB -7 °C (RH85%) - LWC 35 °C (4) Heating Ta DB -7 °C (RH85%) - LWC 45 °C (5) Contains fluorinated greenhouse gases.

Daikin Altherma R F

Floor standing air to water heat pump for heating and hot water, ideal for low energy houses

- › Integrated indoor unit: all-in-one floor standing unit including the domestic hot water tank
- › Energy efficient heating only system without back-up heater
- › Perfect fit for new built as well as for low energy houses
- › Best seasonal efficiencies, providing the highest savings on running costs
- › Flexible configuration with respect to heat emitters
- › Daikin Residential controller (optional)
- › Possible to connect to photovoltaic solar panels to provide energy for your heat pump (optional)



Efficiency data				EHVH + ERLQ-C	11S26CBV + 011CV3	16S26CBV + 014CV3	16S26CBV + 016CV3	11S26CBV + 011CW1	16S26CBV + 014CW1	16S26CBV + 016CW1	
Heating capacity	Nom.			kW		11.2(1) / 11.0(2)	14.5(1) / 13.6(2)	16.0(1) / 15.2(2)	11.2(1) / 11.0(2)	14.5(1) / 13.6(2)	16.0(1) / 15.2(2)
Power input	Heating	Nom.		kW		2.43(1) / 3.10(2)	3.37(1) / 4.10(2)	3.76(1) / 4.66(2)	2.43(1) / 3.10(2)	3.37(1) / 4.10(2)	3.76(1) / 4.66(2)
COP						4.60(1) / 2.75(3) / 3.55(2) / 2.10(4)	4.30(1) / 2.65(3) / 3.32(2) / 2.08(4)	4.25(1) / 2.64(3) / 3.26(2) / 2.09(4)	4.60(1) / 2.75(3) / 3.55(2) / 2.10(4)	4.30(1) / 2.65(3) / 3.32(2) / 2.08(4)	4.25(1) / 2.64(3) / 3.26(2) / 2.09(4)
Space heating	Average climate water outlet 55 °C	General	SCOP	%	3.09	3.16	3.06	3.09	3.16	3.06	
			η _{sp} (Seasonal space heating efficiency)	%	120	123	119	120	123	119	
			Seasonal space heating eff. class		A+						
Average climate water outlet 35 °C	General	SCOP	%	3.98	3.90	3.80	3.98	3.90	3.80		
		η _{sp} (Seasonal space heating efficiency)	%	156	153	149	156	153	149		
		Seasonal space heating eff. class		A++		A+		A++		A+	
Domestic hot water heating	General climate	Declared load profile		XL							
		Average	η _{wh} (water heating efficiency)	%	97.7						97.7
		Water heating energy efficiency class		A							
Indoor Unit				EHVH	11S26CBV	16S26CBV	16S26CBV	11S26CBV	16S26CBV	16S26CBV	
Casing	Colour	White									
	Material	Precoated sheet metal									
Dimensions	Unit	Height x Width x Depth	mm	1,732 x 600x 728							
Weight	Unit	kg		124	126		124		126		
Tank	Water volume	l				260					
	Maximum water temperature	°C				65					
	Maximum water pressure	bar				10					
	Corrosion protection					Anode					
Operation range	Heating	Water side	Min.~Max.	°C	10 ~55.0						
	Domestic hot water	Water side	Min.~Max.	°C	25~70						
Sound power level	Nom.	dBA		42.0	44.0		42.0		44.0		
Sound pressure level	Nom.	dBA		28.0	30.0		28.0		30.0		
Outdoor Unit				ERLQ-C	011CV3	014CV3	016CV3	011CW1	014CW1	016CW1	
Dimensions	Unit	Height x Width x Depth	mm	1,345 x 900 x 320							
Weight	Unit	kg		113				114			
Compressor	Quantity			1							
	Type	Hermetically sealed scroll compressor									
Operation range	Cooling	Min.~Max.	°CDB	10.0~46.0							
	Domestic hot water	Min.~Max.	°CDB	-20 ~35							
Refrigerant	Type	R-410A									
	GWP	2,087.5									
	Charge	kg	3.4								
	Charge	TCO ₂ Eq	7.1								
Sound power level	Heating	Nom.	dBA	64	64	66	66	64	66	66	
	Cooling	Nom.	dBA	64	66	69	69	64	66	69	
Sound pressure level	Heating	Nom.	dBA	51		52		51		52	
	Cooling	Nom.	dBA	50	52	54	50	52	54		
Power supply	Name/Phase/Frequency/Voltage	Hz/V		V3/1~/50/230				W1/3N~/50/400			
Current	Recommended fuses	A		40				20			

(1) Cooling Ta 35 °C - LWE 18 °C (DT = 5 °C); heating Ta DB/WB 7 °C/6 °C - LWC 35 °C (DT = 5 °C) (2) Condition 2: cooling Ta 35 °C - LWE 7 °C (DT = 5 °C); heating Ta DB/WB 7 °C/6 °C - LWC 45 °C (DT = 5 °C). (3) Heating Ta DB -7 °C (RH85%) - LWC 35 °C (4) Heating Ta DB -7 °C (RH85%) - LWC 45 °C (5) Contains fluorinated greenhouse gases.

Daikin Altherma R F

Floor standing air to water heat pump for heating and hot water, ideal for low energy houses

- › Integrated indoor unit: all-in-one floor standing unit including the domestic hot water tank
- › Energy efficient heating only system without back-up heater
- › Perfect fit for new built as well as for low energy houses
- › Best seasonal efficiencies, providing the highest savings on running costs
- › Flexible configuration with respect to heat emitters
- › Daikin Residential controller (optional)
- › Possible to connect to photovoltaic solar panels to provide energy for your heat pump (optional)



up to

Efficiency data				EHVH + ERHQ-B		11S26CBV + 011BV3	16S26CBV + 014BV3	16S26CBV + 016BV3	11S26CBV + 011BW1	16S26CBV + 014BW17	16S26CBV + 016BW1
Heating capacity	Nom.			kW		11.2 (1) / 10.3(2)	14.0 (1) / 13.1(2)	16.0 (1) / 15.2(2)	11.3 (1) / 11.0(2)	14.5 (1) / 13.6(2)	16.1 (1) / 15.1(2)
Power input	Heating	Nom.		kW		2.55 (1) / 3.17(2)	3.26 (1) / 4.04(2)	3.92 (1) / 4.75(2)	2.63 (1) / 3.24(2)	3.42 (1) / 4.21(2)	3.82 (1) / 4.69(2)
COP						4.39 (1) / 3.25(2)	4.29 (1) / 3.24(2)	4.08 (1) / 3.20(2)	4.30 (1) / 3.39(2)	4.24 (1) / 3.22(2)	4.20 (1) / 3.22(2)
Space heating	Average climate water outlet 55 °C	General	SCOP			2.86	2.82	2.92	2.90	2.86	2.96
			η _s (Seasonal space heating efficiency)	%	112	110	114	113	111	115	
				Seasonal space heating eff. class		A+					
	Average climate water outlet 35 °C	General	SCOP			2.99	3.23	3.29	3.08	3.34	3.33
η _s (Seasonal space heating efficiency)			%	117	126	129	120	131	130		
Domestic hot water heating	General	Declared load profile			XL						
	Average climate	η _{wh} (water heating efficiency)	%		95.3						
				Water heating energy efficiency class		A					

Indoor Unit				EHVH	11S26CBV	16S26CBV	16S26CBV	11S26CBV	16S26CBV	16S26CBV
Casing	Colour	White								
	Material	Precoated sheet metal								
Dimensions	Unit	Height x Width x Depth	mm	1,732 x 600 x 728						
Weight	Unit		kg	124		126		124		126
Tank	Water volume		l	260						
	Maximum water temperature		°C	65						
	Maximum water pressure		bar	10						
	Corrosion protection			Anode						
Operation range	Heating	Water side Min.~Max.	°C	10 ~55.0						
	Domestic hot water	Water side Min.~Max.	°C	25~70						
Sound power level	Nom.		dBA	42.0		44.0		42.0		44.0
Sound pressure level	Nom.		dBA	28.0		30.0		28.0		30.0

Outdoor Unit				ERHQ-B	011BV3	014BV3	016BV3	011BW1	014BW17	016BW1
Dimensions	Unit	Height x Width x Depth	mm	1,170 x 900 x 320				1,345 x 900 x 320		
Weight	Unit		kg	102				108		
Compressor	Quantity	1								
	Type	Hermetically sealed scroll compressor								
Operation range	Cooling	Min.~Max.	°CDB	10.0~46.0						
	Domestic hot water	Min.~Max.	°CDB	-20 ~35						
Refrigerant	Type	R-410A								
	GWP	2,087.5								
	Charge		kg	2.7				3.0		
	Charge		TCO ₂ Eq	5.6				6.3		
Sound power level	Heating	Nom.	dBA	64		66		64		66
	Cooling	Nom.	dBA	64		66		64		69
Sound pressure level	Heating	Nom.	dBA	49		51		53		52
	Cooling	Nom.	dBA	50		52		54		54
Power supply	Name/Phase/Frequency/Voltage		Hz/V	V3/1~/50/230				W1/3N~/50/400		
Current	Recommended fuses		A	32				20		

(1) Cooling Ta 35 °C - LWE 18 °C (DT = 5 °C); heating Ta DB/WB 7 °C/6 °C - LWC 35 °C (DT = 5 °C) (2) Cooling Ta 35 °C - LWE 7 °C (DT = 5 °C); heating Ta DB/WB 7 °C/6 °C - LWC 45 °C (DT = 5 °C).
 (3) Contains fluorinated greenhouse gases.

Daikin Altherma R F

Floor standing air to water heat pump for heating and hot water, ideal for low energy houses

- › Integrated indoor unit: pre-plumbed and pre-wired indoor unit for a simpler, hassle free and neater heating and hot water installation
- › Perfect fit for new built as well as for low energy houses
- › Best seasonal efficiencies, providing the highest savings on running costs
- › Flexible configuration with respect to heat emitters
- › Daikin Residential controller (optional)
- › Possible to connect to photovoltaic solar panels to provide energy for your heat pump (optional)



011-1W0068 →78

up to


Efficiency data				EHVH + ERLQ-C		11SU26CB6W + 011CV3	16SU26CB6W + 014CV3	16SU26CB6W + 016CV3	11SU26CB6W + 011CW1	16SU26CB6W + 014CW1	16SU26CB6W + 016CW1
Heating capacity	Nom.		kW	11.2(1) / 11.0(2)	14.5(1) / 13.6(2)	16.0(1) / 15.2(2)	11.2(1) / 11.0(2)	14.5(1) / 13.6(2)	16.0(1) / 15.2(2)		
Power input	Heating	Nom.	kW	2.43(1) / 3.10(2)	3.37(1) / 4.10(2)	3.76(1) / 4.66(2)	2.43(1) / 3.10(2)	3.37(1) / 4.10(2)	3.76(1) / 4.66(2)		
COP				4.60(1) / 2.75(3) / 3.55(2) / 2.10(4)	4.30(1) / 2.65(3) / 3.32(2) / 2.08(4)	4.25(1) / 2.64(3) / 3.26(2) / 2.09(4)	4.60(1) / 2.75(3) / 3.55(2) / 2.10(4)	4.30(1) / 2.65(3) / 3.32(2) / 2.08(4)	4.25(1) / 2.64(3) / 3.26(2) / 2.09(4)		
Space heating	Average climate water outlet 55 °C	General	SCOP	3.09	3.16	3.06	3.09	3.16	3.06		
			η _s (Seasonal space heating efficiency)	120	123	119	120	123	119		
	Average climate water outlet 35 °C	General	SCOP	3.98	3.90	3.80	3.98	3.90	3.80		
			η _s (Seasonal space heating efficiency)	156	153	149	156	153	149		
Seasonal space heating eff. class				A+							
Seasonal space heating eff. class				A++		A+		A++		A+	
Domestic hot water heating	General climate	Declared load profile		XL							
		Average η _{wh} (water heating efficiency)		97.7							
		Water heating energy efficiency class		A							
Indoor Unit				EHVH		11SU26CB6W	16SU26CB6W	16SU26CB6W	11SU26CB6W	16SU26CB6W	16SU26CB6W
Casing	Colour	White									
	Material	Precoated sheet metal									
Dimensions	Unit	Height x Width x Depth		mm							
				1,732 x 600 x 728							
Weight	Unit			128	130	128	130	128	130	128	130
Tank	Water volume		l	260							
	Maximum water temperature		°C	65							
	Maximum water pressure		bar	10							
	Corrosion protection			Anode							
Operation range	Heating	Water side Min.~Max.		°C							
	Domestic hot water	Water side Min.~Max.		°C							
				15 ~55.0							
				25~65							
Sound power level	Nom.			42.0	44.0	42.0	44.0	42.0	44.0	42.0	44.0
Sound pressure level	Nom.			28.0	30.0	28.0	30.0	28.0	30.0	28.0	30.0
Outdoor Unit				ERLQ-C		011CV3	014CV3	016CV3	011CW1	014CW1	016CW1
Dimensions	Unit	Height x Width x Depth		mm							
				1,345 x 900 x 320							
Weight	Unit			kg							
				113							
Compressor	Quantity			1							
	Type			Hermetically sealed scroll compressor							
Operation range	Cooling	Min.~Max.		°CDB							
	Domestic hot water	Min.~Max.		°CDB							
				10.0~46.0							
				-20 ~35							
Refrigerant	Type			R-410A							
	GWP			2,087.5							
	Charge		kg	3.4							
	Charge		TCO ₂ Eq	7.1							
				2,087.5							
Sound power level	Heating	Nom.	dBA	64	66	66	64	66	64	66	66
	Cooling	Nom.	dBA	64	66	69	64	66	64	66	69
Sound pressure level	Heating	Nom.	dBA	50	52	52	50	52	50	52	52
	Cooling	Nom.	dBA	50	52	54	50	52	50	52	54
Power supply	Name/Phase/Frequency/Voltage			Hz/V				W1/3N~/50/400			
Current	Recommended fuses			A				20			
				40				20			

(1) Cooling Ta 35 °C - LWE 18 °C (DT = 5 °C); heating Ta DB/WB 7 °C/6 °C - LWC 35 °C (DT = 5 °C) (2) Condition 2: cooling Ta 35 °C - LWE 7 °C (DT = 5 °C); heating Ta DB/WB 7 °C/6 °C - LWC 45 °C (DT = 5 °C). (3) Heating Ta DB -7 °C (RH85%) - LWC 35 °C (4) Heating Ta DB -7 °C (RH85%) - LWC 45 °C (5) Contains fluorinated greenhouse gases.

Daikin Altherma R F

Floor standing air to water heat pump for heating and hot water, ideal for low energy houses

- › Integrated indoor unit: pre-plumbed and pre-wired indoor unit for a simpler, hassle free and neater heating and hot water installation
- › Perfect fit for new built as well as for low energy houses
- › Best seasonal efficiencies, providing the highest savings on running costs
- › Flexible configuration with respect to heat emitters
- › Daikin Residential controller (optional)
- › Possible to connect to photovoltaic solar panels to provide energy for your heat pump (optional)




up to

Efficiency data				EHVH + ERHQ-B	11SU26CB6W + 011BV3	16SU26CB6W + 014BV3	16SU26CB6W + 016BV3	11SU26CB6W + 011BW1	16SU26CB6W + 014BW17	16SU26CB6W + 016BW1	
Heating capacity	Nom.		kW	11.2(1) / 10.3(2)	14.0(1) / 13.1(2)	16.0(1) / 15.2(2)	11.3(1) / 11.0(2)	14.5(1) / 13.6(2)	16.1(1) / 15.1(2)		
Power input	Heating	Nom.	kW	2.55(1) / 3.17(2)	3.26(1) / 4.04(2)	3.92(1) / 4.75(2)	2.63(1) / 3.24(2)	3.42(1) / 4.21(2)	3.82(1) / 4.69(2)		
COP				4.39(1) / 3.25(2)	4.29(1) / 3.24(2)	4.08(1) / 3.20(2)	4.30(1) / 3.39(2)	4.24(1) / 3.22(2)	4.20(1) / 3.22(2)		
Space heating	Average climate water outlet 55 °C	General	SCOP	2.86	2.82	2.92	2.90	2.86	2.96		
			η _s (Seasonal space heating efficiency)	112	110	114	113	111	115		
	Seasonal space heating eff. class			A+							
	Average climate water outlet 35 °C	General	SCOP	2.99	3.23	3.29	3.08	3.34	3.33		
		η _s (Seasonal space heating efficiency)	117	126	129	120	131	130			
Seasonal space heating eff. class			A	A+		A	A+				
Domestic hot water heating	General	Declared load profile			XL						
	Average climate	η _{wh} (water heating efficiency)	%			95.3			87.3		
	Water heating energy efficiency class			A							
Indoor Unit				EHVH	11SU26CB6W	16SU26CB6W	16SU26CB6W	11SU26CB6W	16SU26CB6W	16SU26CB6W	
Casing	Colour	White									
	Material	Precoated sheet metal									
Dimensions	Unit	Height x Width x Depth	mm	1,732 x 600 x 728							
Weight	Unit		kg	128	130			128	130		
Tank	Water volume		l	260							
	Maximum water temperature		°C	65							
	Maximum water pressure		bar	10							
	Corrosion protection			Anode							
Operation range	Heating	Water side	Min.~Max.	°C	15 ~55.0						
	Domestic hot water	Water side	Min.~Max.	°C	25~65						
Sound power level	Nom.		dBA	42.0	44.0			42.0	44.0		
Sound pressure level	Nom.		dBA	28.0	30.0			28.0	30.0		
Outdoor Unit				ERHQ-B	011BV3	014BV3	016BV3	011BW1	014BW17	016BW1	
Dimensions	Unit	Height x Width x Depth	mm	1,170 x 900 x 320				1,345 x 900 x 320			
Weight	Unit		kg	102				108			
Compressor	Quantity			1							
	Type			Hermetically sealed scroll compressor							
Operation range	Cooling	Min.~Max.	°CDB	10.0~46.0							
	Domestic hot water	Min.~Max.	°CDB	-20 ~35							
Refrigerant	Type			R-410A							
	GWP			2,087.5							
	Charge		kg	2.7			3.0				
	Charge		TCO ₂ Eq	5.6			6.3				
Sound power level	Heating	Nom.	dBA	64			66		64		66
	Cooling	Nom.	dBA	64	66	69	64	66	69		
Sound pressure level	Heating	Nom.	dBA	49	51	53	51		52		
	Cooling	Nom.	dBA	50	52	54	50	52	54		
Power supply	Name/Phase/Frequency/Voltage		Hz/V	V3/1~/50/230				W1/3N~/50/400			
Current	Recommended fuses		A	32				20			

(1) Cooling Ta 35 °C - LWE 18 °C (DT = 5 °C); heating Ta DB/WB 7 °C/6 °C - LWC 35 °C (DT = 5 °C) (2) Cooling Ta 35 °C - LWE 7 °C (DT = 5 °C); heating Ta DB/WB 7 °C/6 °C - LWC 45 °C (DT = 5 °C).
 (3) Contains fluorinated greenhouse gases.

Options

		Type	Material name	Daikin Altherma R F / W 11-16kW
Controllers		LAN adapter	BRP069A62	•
		LAN adapter + PV solar connection	BRP069A61	•
		Remote user interface (DE, FR, NL, IT)	EKRUCBL1	•
		Remote user interface (EN, ES, EL, PT)	EKRUCBL3	•
		Remote user interface (EN, SV, NO, FI)	EKRUCBL2	•
		Remote user interface (EN, TR, PL, RO)	EKRUCBL4	•
		Remote user interface (DE, CS, SL, SK)	EKRUCBL5	•
		Remote user interface (EN, HR, HU, BG)	EKRUCBL6	•
		Remote user interface (EN, DE, RU, DA)	EKRUCBL7	•
		Simplified user interface	EKRUCBSB	•
		Room thermostat (wired)	EKRTWA	•
		Room thermostat (wireless)	EKRTR1	•
		Centralised controller kit	EKCC-W	•
Adapter		Demand PCB	EKRP1AHTA	•
		Digital I/O PCB	EKRP1HBAA	•
Back-up heater		Back-up heater kit	EKLBUEHCB6W1	•
		Booster heater for tank integrated design	EKBSHCA3V3	•
		Bottom plate heater	EKBPTH16A	•
Drain		Drain kit	EKDK04	•
		Drain pan for indoor wall munted	EKHBDPCA2	•
Filter		Magnetic filter without additives	K.FERNOXTF1	•
		Magnetic filter with additive (500 ml inhibitor fluid F1)	K.FERNOXTF1FL	•
Installation		Bi-Zone kit	BZKA7V3	•
		Snowcover	EK016SNCA	•
		UK tank kit	EKVSU260A	•
Sensor		Remote indoor sensor	KRCS01-1B	•
		External sensor	EKRTETS	•
Others		PC cable	EKPCAB4	•



Daikin Altherma R ECH₂O

low temperature split integrated ECH₂O

The Daikin Altherma low temperature split integrated ECH₂O is renowned for its ability to maximise renewable energy sources to provide the ultimate comfort in heating, domestic hot water and cooling.

Intelligent storage management

- › The unit is 'Smart Grid' ready to take advantage of low energy tariffs and efficiently store thermal energy for space heating and domestic hot water
- › Continuous heating during defrost mode and use of stored heat for space heating (500 l tank only)
- › Electronic management of both heat pump and ECH₂O thermal store maximises energy efficiency, as well as convenient heating and domestic hot water
- › Achieves the highest standards for water sanitation
- › Uses more renewable energy with solar connection

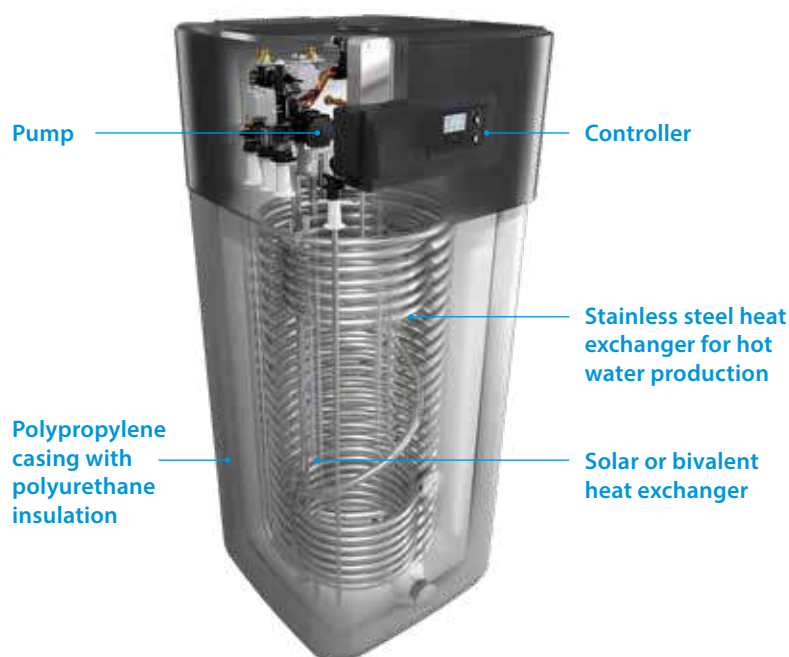
Innovative and high-quality tank

- › Lightweight plastic tank
- › No corrosion, anode, scale or lime deposits
- › Contains impact resistant polypropylene inner and outer walls filled with high-grade insulation foam to reduce heat losses to a minimum

Combinable with other heat sources

- › The bivalent option allows heat from other sources such as oil, gas or pellet-fired boilers to be stored in the solar system, further lowering energy consumption

ECH₂O



R-410A



Heat pumps

ECH₂O thermal store range: additional hot water comfort

Combine your indoor unit with a thermal store to achieve the ultimate comfort at home.

- › Fresh water principle: receive domestic hot water on demand while eliminating the risk of contamination and sedimentation
- › Optimal domestic hot water performance: the low temperature evolution enables high tapping performance
- › Fit for the future: possibility to integrate with renewable solar energy and other heat sources, e.g. fireplace
- › Lightweight and robust build of the unit combined with the cascade principle offers flexible installation options

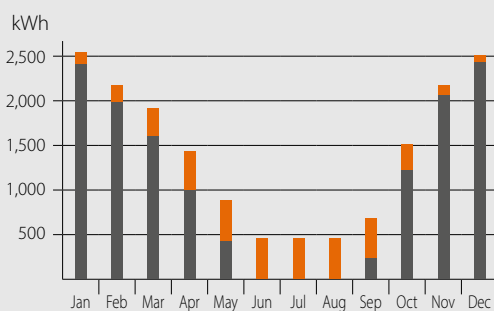
Pressureless (drain-back) solar system (EHSB-B, EHSX-B)

- › The solar collectors are only filled with water when sufficient heating is provided by the sun
- › The pumps in the control and pump unit switch on briefly and fill the collectors with storage tank water
- › After filling, water circulation is maintained by the remaining pump

Pressurised solar system (EHSB-B, EHSX-B)

- › System is filled with heat transfer fluid with the correct amount of antifreeze to avoid freezing in winter
- › System is pressurised and sealed

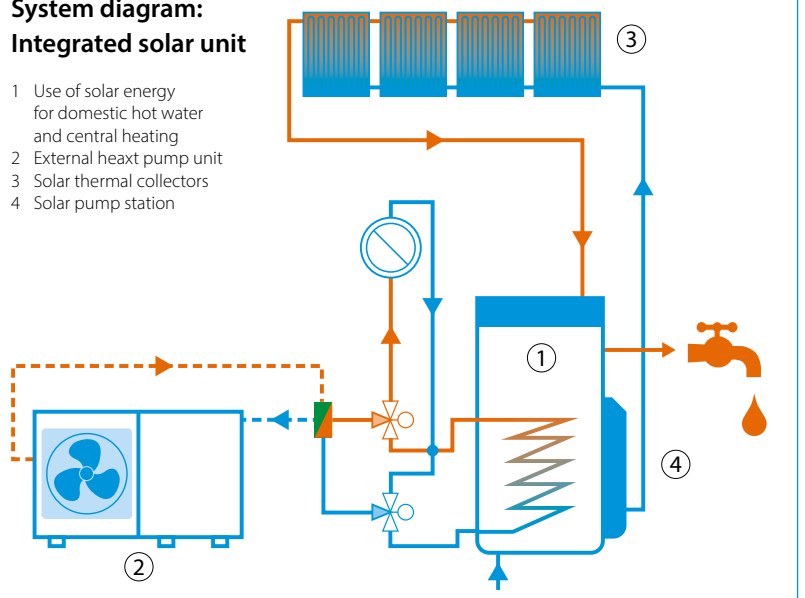
Monthly energy consumption of an average detached house



- Utilisation of solar energy for domestic hot water and central heating
- Heat pump (environmental heat)
- Auxiliary energy (electricity)

System diagram: Integrated solar unit

- 1 Use of solar energy for domestic hot water and central heating
- 2 External heat pump unit
- 3 Solar thermal collectors
- 4 Solar pump station



Daikin Altherma R ECH₂O

Floor standing air to water heat pump for heating and hot water with thermal solar support

- › Maximum use of renewable energy: uses heat pump technology for heating and solar support for space heating and domestic hot water production
- › Fresh water principle: hygienic water, with no need for thermal legionella disinfection
- › Maintenance-free tank: no corrosion, anode, scale or lime deposits, and no loss of water through safety valve
- › Solar support of domestic hot water with pressureless (drain-back) solar system
- › Intelligent Heat Store management: continuous heating during defrost mode, and use of stored heat for space heating
- › Heat loss is reduced to a minimum thanks to the high quality insulation
- › Possible to connect to photovoltaic solar panels to provide energy for your heat pump



011-1W0087 → 95

Efficiency data		EHSB + ERLQ-C		16P50B + 011CV3	16P50B + 014CV3	16P50B + 016CV3	16P50B + 011CW1	16P50B + 014CW1	16P50B + 016CW1
Heating capacity	Nom.	kW		5.95(1) / 7.74(2) / 11.80(3) / 10.40(4)	8.28(1) / 9.57(2) / 14.81(3) / 13.73(4)	15.34(1) / 14.86(2) / 8.04(3) / 10.05(4)	5.95(1) / 7.74(2) / 11.80(3) / 10.40(4)	8.28(1) / 9.57(2) / 14.81(3) / 13.73(4)	8.04(1) / 10.05(2) / 15.34(3) / 14.86(4)
Power input	Heating	Nom.	kW	2.57(1) / 3.13(2) / 2.43(3) / 2.35(4)		3.42(1) / 4.07(2) / 3.17(3) / 2.93(4)	2.57(1) / 3.13(2) / 2.43(3) / 2.35(4)		3.42(1) / 4.07(2) / 3.17(3) / 2.93(4)
COP				4.38(1) / 3.32(2) / 2.45(3) / 3.29(4)	4.27(1) / 3.34(2) / 2.58(3) / 3.22(4)	4.10(1) / 3.22(2) / 2.44(3) / 3.15(4)	4.38(1) / 3.32(2) / 2.45(3) / 3.29(4)	4.27(1) / 3.34(2) / 2.58(3) / 3.22(4)	4.10(1) / 3.22(2) / 2.44(3) / 3.15(4)
Space heating	Average climate water outlet 55 °C	General	ηs (Seasonal space heating efficiency)	%	125	126	125		126
				Seasonal space heating eff. class	A++				
Domestic hot water heating	General	Declared load profile				XL			
		Average climate	ηwh (water heating efficiency)	%			83		
		Water heating energy efficiency class			A				

Indoor Unit		EHSB		16P50B	
Casing	Colour	Traffic white (RAL9016) / Dark grey (RAL7011)			
	Material	Impact resistant polypropylene			
Dimensions	Unit	Height x Width x Depth	mm		
			1,945 / 1,890 x 790 x 790		
Weight	Unit	kg			
		113			
Tank	Water volume	l			
		477			
	Maximum water temperature	°C			
		85			
Operation range	Heating	Ambient	Min.~Max.	°C	
		Water side	Min.~Max.	°C	
	Domestic hot water	Ambient	Min.~Max.	°CDB	
		Water side	Min.~Max.	°C	
Sound power level	Nom.	dBA			
		40			
Sound pressure level	Nom.	dBA			
		28			

Outdoor Unit		ERLQ-C		011CV3	014CV3	016CV3	011CW1	014CW1	016CW1
Dimensions	Unit	Height x Width x Depth	mm						
			1,345 x 900 x 320						
Weight	Unit	kg							
				113				114	
Compressor	Quantity	1							
	Type	Hermetically sealed scroll compressor							
Operation range	Cooling	Min.~Max.	°CDB						
	Domestic hot water	Min.~Max.	°CDB						
Refrigerant	Type	R-410A							
	GWP	2,087.5							
	Charge	kg							
	Charge	TCO ₂ Eq							
	Control	Expansion valve (electronic type)							
Sound power level	Heating	Nom.	dBA	64	64	66	64	64	66
	Cooling	Nom.	dBA	64	66	69	64	66	69
Sound pressure level	Heating	Nom.	dBA	50	51	52	50	51	52
	Cooling	Nom.	dBA	50	52	54	50	52	54
Power supply	Name/Phase/Frequency/Voltage	Hz/V							
	Recommended fuses	A		V3/1~/50/230			W1/3N~/50/400		
				40			20		

(1) Cooling Ta 35 °C - LWE 18 °C (DT = 5 °C); heating Ta DB/WB 7 °C/6 °C - LWC 35 °C (DT = 5 °C) (2) Cooling Ta 35 °C - LWE 7 °C (DT = 5 °C); heating Ta DB/WB 7 °C/6 °C - LWC 45 °C (DT = 5 °C). (3) EW 30 °C; LW 35 °C; ambient conditions: -7 °CDB/-8 °CWB (4) EW 30 °C; LW 35 °C; ambient conditions: 2 °CDB/1 °CWB (5) Contains fluorinated greenhouse gases.

Daikin Altherma R ECH₂O

Floor standing air to water heat pump for **bivalent heating and hot water with thermal solar support**

- › Integrated solar unit, offering top comfort in heating and hot water
- › Maximum use of renewable energy: uses heat pump technology for heating and solar support for space heating and domestic hot water production
- › Fresh water principle: hygienic water, with no need for thermal legionella disinfection
- › Maintenance-free tank: no corrosion, anode, scale or lime deposits, and no loss of water through safety valve
- › Bivalent system: combinable with a secondary heat source
- › Intelligent Heat Store management: continuous heating during defrost mode, and use of stored heat for space heating
- › Heat loss is reduced to a minimum thanks to the high quality insulation
- › App control possible for managing heating and hot water operation



Efficiency data				EHSB + ERLQ-C		16P50B + 011CV3	16P50B + 014CV3	16P50B + 016CV3	16P50B + 011CW1	16P50B + 014CW1	16P50B + 016CW1	
Heating capacity	Nom.											
		kW										
Power input	Heating	Nom.										
		kW										
COP												
Space heating	Average climate water outlet 55°C	General	η _s (Seasonal space heating efficiency)	%								
			Seasonal space heating eff. class									
Domestic hot water heating	General	Declared load profile										
	Average climate	η _{wh} (water heating efficiency)	%									
		Water heating energy efficiency class										

Indoor Unit		EHSB		16P50B	16P50B	16P50B	16P50B	16P50B	
Casing	Colour	Traffic white (RAL9016) / Dark grey (RAL7011)							
	Material	Impact resistant polypropylene							
Dimensions	Unit	Height x Width x Depth	mm					1,890 x 790 x 790	
Weight	Unit			kg					118
Tank	Water volume			l					477
	Maximum water temperature			°C					85
Operation range	Heating	Ambient	Min.~Max.	°C					-25~35
		Water side	Min.~Max.	°C					15~55
	Domestic hot water	Ambient	Min.~Max.	°CDB					-25~35
		Water side	Min.~Max.	°C					25~55
Sound power level	Nom.			dBA					40
Sound pressure level	Nom.			dBA					28

Outdoor Unit		ERLQ-C		011CV3	014CV3	016CV3	011CW1	014CW1	016CW1	
Dimensions	Unit	Height x Width x Depth	mm						1,345 x 900 x 320	
Weight	Unit			kg						113
Compressor	Quantity									1
	Type	Hermetically sealed scroll compressor								
Operation range	Cooling	Min.~Max.	°CDB						10.0~46.0	
	Domestic hot water	Min.~Max.	°CDB						-20~35	
Refrigerant	Type	R-410A								
	GWP	2,087.5								
	Charge	kg							3.4	
	Charge	TCO ₂ Eq							7.1	
	Control	Expansion valve (electronic type)								
Sound power level	Heating	Nom.	dBA	64	64	66	64	64	66	
	Cooling	Nom.	dBA	64	66	69	64	66	69	
Sound pressure level	Heating	Nom.	dBA	50	51	52	50	51	52	
	Cooling	Nom.	dBA	50	52	54	50	52	54	
Power supply	Name/Phase/Frequency/Voltage	Hz/V							V3/1~/50/230	
Current	Recommended fuses	A							40	

(1) Cooling Ta 35 °C - LWE 18 °C (DT = 5 °C); heating Ta DB/WB 7 °C/6 °C - LWC 35 °C (DT = 5 °C) (2) Cooling Ta 35 °C - LWE 7 °C (DT = 5 °C); heating Ta DB/WB 7 °C/6 °C - LWC 45 °C (DT = 5 °C). (3) EW 30 °C; LW 35 °C; ambient conditions: -7 °CDB/-8 °CWB (4) EW 30 °C; LW 35 °C; ambient conditions: 2 °CDB/1 °CWB (5) Contains fluorinated greenhouse gases.

Daikin Altherma R ECH₂O

Floor standing air to water heat pump for heating, cooling and hot water with thermal solar support

- › Integrated solar unit, offering top comfort in heating, hot water and cooling
- › Maximum use of renewable energy: uses heat pump technology for heating and solar support for space heating and domestic hot water production
- › Fresh water principle: hygienic water, with no need for thermal legionella disinfection
- › Maintenance-free tank: no corrosion, anode, scale or lime deposits, and no loss of water through safety valve
- › Solar support of domestic hot water with pressureless (drain-back) solar system
- › Intelligent Heat Store management: continuous heating during defrost mode, and use of stored heat for space heating
- › Heat loss is reduced to a minimum thanks to the high quality insulation
- › App control possible for managing heating, hot water and cooling operation
- › Outdoor unit extracts heat from the outdoor air, even at -25 °C
- › Possible to connect to photovoltaic solar panels to provide energy for your heat pump



Efficiency data		EHSX + ERLQ-C		16P50B + 011CV3	16P50B + 014CV3	16P50B + 016CV3	16P50B + 011CW1	16P50B + 014CW1	16P50B + 016CW1	
Heating capacity	Nom.			kW	5.95(1) / 7.74(2) / 11.80(3) / 10.40(4)	14.81(1) / 13.73(2) / 8.28(3) / 9.57(4)	15.34(1) / 14.86(2) / 8.04(3) / 10.05(4)	5.95(1) / 7.74(2) / 11.80(3) / 10.40(4)	8.28(1) / 9.57(2) / 14.81(3) / 13.73(4)	8.04 / 10.05 / 15.34 / 14.86
Cooling capacity	Nom.			kW	15.1(1) / 11.7(2)	16.1(1) / 12.6(2)	16.8(1) / 13.1(2)	15.1(1) / 11.7(2)	16.1(1) / 12.6(2)	16.8 / 13.1
Power input	Heating	Nom.			kW	2.57(1) / 3.13(2) / 2.43(3) / 2.35(4)	3.42(1) / 4.07(2) / 3.17(3) / 2.93(4)	2.57(1) / 3.13(2) / 2.43(3) / 2.35(4)	3.42(1) / 4.07(2) / 3.17(3) / 2.93(4)	3.42 / 4.07 / 3.17 / 2.93
	Cooling	Nom.			kW	4.55(1) / 4.30(2)	5.44(1) / 5.10(2)	6.18(1) / 5.72(2)	4.55(1) / 4.30(2)	5.44(1) / 5.10(2)
COP					4.38(1) / 3.32(2) / 2.45(3) / 3.29(4)	4.27(1) / 3.34(2) / 2.58(3) / 3.22(4)	4.10(1) / 3.22(2) / 2.44(3) / 3.15(4)	4.38(1) / 3.32(2) / 2.45(3) / 3.29(4)	4.27(1) / 3.34(2) / 2.58(3) / 3.22(4)	4.10 / 3.22 / 2.44 / 3.15
EER					3.32(1) / 2.72(2)	2.96(1) / 2.47(2)	2.72(1) / 2.29(2)	3.32(1) / 2.72(2)	2.96(1) / 2.47(2)	2.72 / 2.29
Space heating	Average climate water outlet 55°C	General	ns (Seasonal space heating efficiency)	%	128	130	127	128	130	127
				Seasonal space heating eff. class						A++
Domestic hot water heating	Average climate	General	Declared load profile	%						XL
				Water heating energy efficiency class						83
										A

Indoor Unit		EHSX		16P50B	16P50B	16P50B	16P50B	16P50B	16P50B
Casing	Colour	Traffic white (RAL9016) / Dark grey (RAL7011)							
	Material	Impact resistant polypropylene							
Dimensions	Unit	Height x Width x Depth	mm	1,890 x 790 x 790		1,945 / 1,890 x 790 x 790	1,890 x 790 x 790	1,945 / 1,890 x 790 x 790	
Weight	Unit			kg	116	113	116	113	
Tank	Water volume			l	477				
	Maximum water temperature			°C	85				
Operation range	Heating	Ambient	Min.~Max.	°C	-25~35				
		Water side	Min.~Max.	°C	15~55				
	Cooling	Ambient	Min.~Max.	°CDB	10~43	---	10~43	---	
		Water side	Min.~Max.	°C	---				
	Domestic hot water	Ambient	Min.~Max.	°CDB	-25~35				
		Water side	Min.~Max.	°C	25~55				
Sound power level	Nom.			dBA	40				
Sound pressure level	Nom.			dBA	28				

Outdoor Unit		ERLQ-C		011CV3	014CV3	016CV3	011CW1	014CW1	016CW1
Dimensions	Unit	Height x Width x Depth	mm	1,345 x 900 x 320					
Weight	Unit			kg	113		114		
Compressor	Quantity			1					
	Type	Hermetically sealed scroll compressor							
Operation range	Cooling	Min.~Max.	°CDB	10.0~46.0					
	Domestic hot water	Min.~Max.	°CDB	-20~35					
Refrigerant	Type	R-410A							
	GWP	2,087.5							
	Charge			kg	3.4				
	Charge			TCO ₂ Eq	7.1				
Sound power level	Heating	Nom.	dBA	64	66	66	64	66	66
	Cooling	Nom.	dBA	64	66	69	64	66	69
Sound pressure level	Heating	Nom.	dBA	51	52	52	51	52	52
	Cooling	Nom.	dBA	50	52	54	50	52	54
Power supply	Name/Phase/Frequency/Voltage			Hz/V	V3/1~/50/230			W1/3N~/50/400	
Current	Recommended fuses			A	40			20	

(1) Cooling Ta 35 °C - LWE 18 °C (DT = 5 °C); heating Ta DB/WB 7 °C/6 °C - LWC 35 °C (DT = 5 °C) (2) Cooling Ta 35 °C - LWE 7 °C (DT = 5 °C); heating Ta DB/WB 7 °C/6 °C - LWC 45 °C (DT = 5 °C). (3) EW 30 °C; LW 35 °C; ambient conditions: -7 °CDB/-8 °CWB (4) EW 30 °C; LW 35 °C; ambient conditions: 2 °CDB/1 °CWB (5) Contains fluorinated greenhouse gases.


Daikin Altherma R ECH₂O

Floor standing air to water heat pump for **bivalent heating, cooling and hot water with thermal solar support**

> Bivalent system: combinable with a secondary heat source



Options



	Type	Material name
Controllers	Room thermostat RoCon U1	EHS157034
	Gateway RoCon G1 for apps	EHS157056
	Connection kit for MK1	VMK1
Back-up heater	Back-up heater 1kW	EKBU1C
	Back-up heater 3kW	EKBU3C
	Back-up heater 9kW	EKBU9C
	Heat insulation for hydraulic separator (HWC)	WHWC
Installation	Separator for dirt	SAS1
	Separator - hydraulic	HWC
	External sensor	EKRTETS
Sensor	Outdoor sensor for Rocon Controller	RoCon OT1
	Others	Mixer module RoCon M1



Efficiency data				EHSXB + ERLQ-C	16P50B + 011CV3	16P50B + 014CV3	16P50B + 016CV3	16P50B + 011CW1	16P50B + 014CW1	16P50B + 016CW1	
Heating capacity	Nom.		kW	5.95(1) / 7.74(2) / 11.80(3) / 10.40(4)	14.81(1) / 13.73(2) / 8.28(3) / 9.57(4)	15.34(1) / 14.86(2) / 8.04(3) / 10.05(4)	5.95(1) / 7.74(2) / 11.80(3) / 10.40(4)	8.28(1) / 9.57(2) / 14.81(3) / 13.73(4)	8.04 / 10.05 / 15.34 / 14.86		
Cooling capacity	Nom.		kW	15.1(1) / 11.7(2)	16.1(1) / 12.6(2)	16.8(1) / 13.1(2)	15.1(1) / 11.7(2)	16.1(1) / 12.6(2)	16.8 / 13.1		
Power input	Heating	Nom.	kW	2.57 / 3.13 / 2.43 / 2.35	3.42(1) / 4.07(2)	3.17(3) / 2.93(4)	2.57(1) / 3.13(2) / 2.43(3) / 2.35(4)	3.42(1) / 4.07(2) / 3.17(3) / 2.93(4)	3.42 / 4.07 / 3.17 / 2.93		
	Cooling	Nom.	kW	4.55(1) / 4.30(2)	5.44(1) / 5.10(2)	6.18(1) / 5.72(2)	4.55(1) / 4.30(2)	5.44(1) / 5.10(2)	6.18 / 5.72		
COP				4.38(1) / 3.32(2) / 2.45(3) / 3.29(4)	4.27(1) / 3.34(2) / 2.58(3) / 3.22(4)	4.10(1) / 3.22(2) / 2.44(3) / 3.15(4)	4.38(1) / 3.32(2) / 2.45(3) / 3.29(4)	4.27(1) / 3.34(2) / 2.58(3) / 3.22(4)	4.10 / 3.22 / 2.44 / 3.15		
EER	Space heating	Average climate water outlet 55°C	General	ηs (Seasonal space heating efficiency)	%	128	130	127	128	130	127
Domestic hot water heating	General	Average climate	Declared load profile	ηwh (water heating efficiency)	%			84	A		

Indoor Unit				EHSXB	16P50B	16P50B	16P50B	16P50B	16P50B	16P50B
Casing	Colour	Traffic white (RAL9016) / Dark grey (RAL7011)								
	Material	Impact resistant polypropylene								
Dimensions	Unit	Height x Width x Depth	mm	1,890 x 790 x 790						
	Unit		kg	118						
Tank	Water volume		l	477						
	Maximum water temperature		°C	85						
Operation range	Heating	Ambient	Min.~Max.	°C	-25~35					
		Water side	Min.~Max.	°C	15~55					
	Cooling	Ambient	Min.~Max.	°CDB	10~43					
		Water side	Min.~Max.	°C	---					
	Domestic hot water	Ambient	Min.~Max.	°CDB	-25~35					
		Water side	Min.~Max.	°C	25~55					
Sound power level	Nom.		dBA	40						
Sound pressure level	Nom.		dBA	28						

Outdoor Unit				ERLQ-C	011CV3	014CV3	016CV3	011CW1	014CW1	016CW1
Dimensions	Unit	Height x Width x Depth	mm	1,345 x 900 x 320						
	Unit		kg	113						
Compressor	Quantity			1						
	Type			Hermetically sealed scroll compressor						
Operation range	Cooling	Min.~Max.	°CDB	10.0~46.0						
	Domestic hot water	Min.~Max.	°CDB	-20 ~35						
Refrigerant	Type			R-410A						
	GWP			2,087.5						
	Charge		kg	3.4						
	Charge		TCO ₂ Eq	7.1						
Sound power level	Heating	Nom.	dBA	64		66		64		66
	Cooling	Nom.	dBA	64	66	69	64	66	69	
Sound pressure level	Heating	Nom.	dBA		51	52		51		52
	Cooling	Nom.	dBA	50	52	54	50	52	54	
Power supply	Name/Phase/Frequency/Voltage		Hz/V	V3/1~/50/230						
Current	Recommended fuses		A	40						

(1) Cooling Ta 35 °C - LWE 18 °C (DT = 5 °C); heating Ta DB/WB 7 °C/6 °C - LWC 35 °C (DT = 5 °C) (2) Cooling Ta 35 °C - LWE 7 °C (DT = 5 °C); heating Ta DB/WB 7 °C/6 °C - LWC 45 °C (DT = 5 °C). (3) EW 30 °C; LW 35 °C; ambient conditions: -7 °CDB/-8 °CWB (4) EW 30 °C; LW 35 °C; ambient conditions: 2 °CDB/1 °CWB (5) Contains fluorinated greenhouse gases.

R-410A



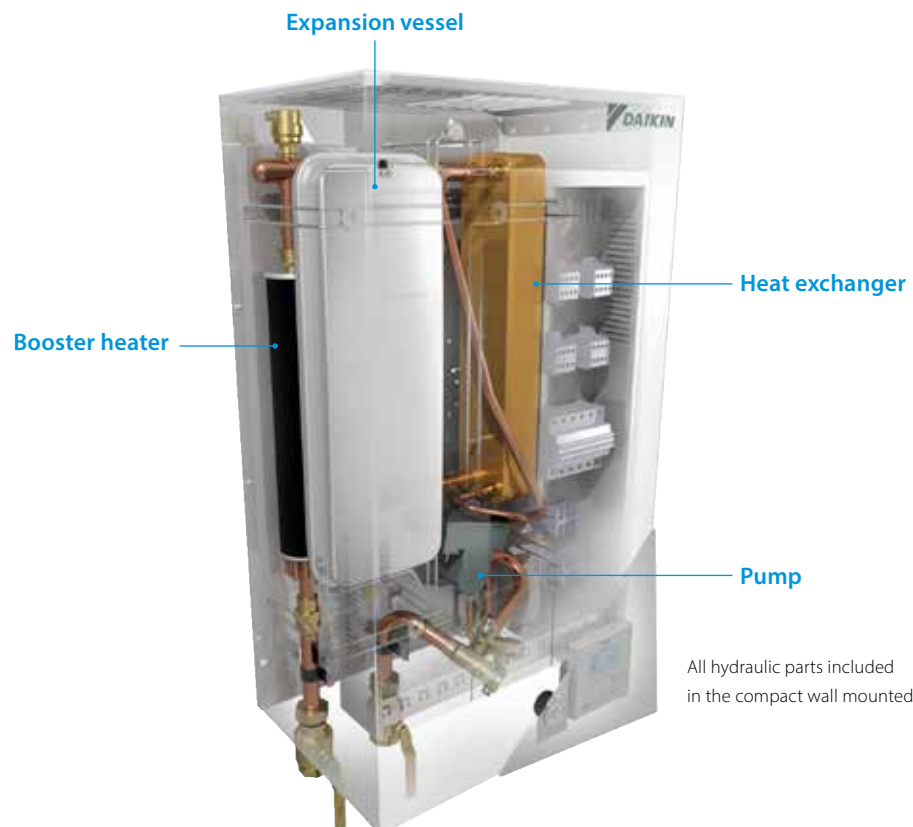
Daikin Altherma R W

low temperature split wall mounted unit

The Daikin Altherma low temperature split wall mounted unit offers heating and cooling with high flexibility for a quick and easy installation, with an optional connection to deliver domestic hot water.

High flexibility for installation and domestic hot water connection

- › Inclusion of all hydraulic components means no third-party components are required
- › PCB board and hydraulic components are located in the front for easy access
- › Compact dimensions allows for small installation space, as almost no side clearances are required
- › The unit's sleek design blends in with other household appliances
- › Combine with a stainless steel, enameled or **ECH₂O** thermal store





Stainless steel and enameled tanks

If the end user only requires hot water and installation height is limited, a separate tank can be connected (either stainless steel or enameled).

ECH₂O thermal store range: additional hot water comfort

Combine your wall mounted unit with a thermal store for additional hot water comfort.

- › Fresh water principle: receive domestic hot water on demand while eliminating the risk of contamination and sedimentation
- › Optimal domestic hot water performance: the low temperature evolution enables high tapping performance
- › Fit for the future: possibility to integrate with renewable solar energy and other heat sources, e.g. fireplace
- › Lightweight and robust build of the unit combined with the cascade principle offers flexible installation options

Built for small and large homes, customers can choose between a pressureless and pressurised hot water system.



Stainless steel tank



Wall mounted unit combined with ECH₂O thermal store

Daikin Altherma R W

Wall mounted **heating only** air to water heat pump ideal for low energy houses

- › Wall mounted indoor unit
- › Perfect fit for new built as well as for low energy houses
- › Best seasonal efficiencies, providing the highest savings on running costs
- › Flexible configuration with respect to heat emitters
- › Possible to combine with domestic hot water
- › Outdoor unit extracts heat from the outdoor air, even at -25 °C
- › Daikin Residential controller (optional)
- › Possible to connect to photovoltaic solar panels to provide energy for your heat pump (optional)



up to




Efficiency data				EHBH + ERLQ-C		11CB3V/B9W + 011CV3		16CB3V/9W + 014CV3		16CB3V/9W + 016CV3		11CB3V/9W + 011CW1		16CB3V/9W + 014CW1		16CB3V/9W + 016CW1													
Heating capacity	Nom.			kW		11.2 (1) / 11.0(2)		14.5 (1) / 13.6(2)		16.0 (1) / 15.2(2)		11.2 (1) / 11.0(2)		14.5 (1) / 13.6(2)		16.0 (1) / 15.2(2)													
Power input	Heating	Nom.			kW		2.43 (1) / 3.10(2)		3.37 (1) / 4.10(2)		3.76 (1) / 4.66(2)		2.43 (1) / 3.10 (2)		3.37 (1) / 4.10(2)		3.76 (1) / 4.66(2)												
COP							4.60 (1) / 2.75(2) / 3.55 (3) / 2.10(4)		4.30 (1) / 2.65(2) / 3.32 (3) / 2.08(4)		4.25 (1) / 2.64(2) / 3.26 (3) / 2.09(4)		4.60 (1) / 2.75(2) / 3.55 (3) / 2.10(4)		4.30 (1) / 2.65(2) / 3.32 (3) / 2.08(4)		4.25 (1) / 2.64(2) / 3.26 (3) / 2.09(4)												
Space heating	Average climate water outlet 55 °C	General	SCOP			3.09		3.16		3.06		3.09		3.16		3.06													
			ηs (Seasonal space heating efficiency)	%		120		123		119		120		123		119													
				Seasonal space heating eff. class		A+																							
	Average climate water outlet 35 °C	General	SCOP			3.98		3.90		3.80		3.98		3.90		3.80													
ηs (Seasonal space heating efficiency)			%		156		153		149		156		153		149														
			Seasonal space heating eff. class		A++		A+		A+		A++		A+		A+														
Indoor Unit				EHBH		11CB3V/9W		16CB3V/9W		16CB3V/9W		11CB3V/9W		16CB3V/9W		16CB3V/9W													
Casing	Colour	White																											
	Material	Precoated sheet metal																											
Dimensions	Unit	Height x Width x Depth	mm		890 x 480 x 344																								
Weight	Unit			kg		43.0		44.0		45.0		44.0		45.0		44.0		45.0											
Operation range	Heating	Water side	Min.~Max.	°C		15 ~55.0																							
	Domestic hot water	Water side	Min.~Max.	°C		25~80																							
Sound power level	Nom.			dBA		41.0		44.0		41.0		44.0		41.0		44.0													
Sound pressure level	Nom.			dBA		27.0		30.0		27.0		30.0		27.0		30.0													
Outdoor Unit				ERLQ-C		011CV3		011CV3		014CV3		014CV3		016CV3		016CV3		011CW1		011CW1		014CW1		014CW1		016CW1		016CW1	
Dimensions	Unit	Height x Width x Depth	mm		1,345 x 900 x 320																								
Weight	Unit			kg		113		113		113		113		114		114		114		114		114		114		114			
Compressor	Quantity					1																							
	Type	Hermetically sealed scroll compressor																											
Operation range	Cooling	Min.~Max.	°CDB		10.0~46.0																								
	Domestic hot water	Min.~Max.	°CDB		-20 ~35																								
Refrigerant	Type	R-410A																											
	GWP	2,087.5																											
	Charge			kg		3.4																							
	Charge			TCO ₂ Eq		7.1																							
	GWP	2,087.5																											
Sound power level	Heating	Nom.	dBA		64		64		66		66		64		64		66												
	Cooling	Nom.	dBA		64		66		69		69		64		66		69												
Sound pressure level	Heating	Nom.	dBA		51		51		52		52		51		51		52												
	Cooling	Nom.	dBA		50		52		54		54		50		52		54												
Power supply	Name/Phase/Frequency/Voltage			Hz/V		V3/1~/50/230																							
Current	Recommended fuses			A		40		40		40		40		40		40		20											

(1) Cooling Ta 35 °C - LWE 18 °C (DT = 5 °C); heating Ta DB/WB 7 °C/6 °C - LWC 35 °C (DT = 5 °C) (2) Cooling Ta 35 °C - LWE 7 °C (DT = 5 °C); heating Ta DB/WB 7 °C/6 °C - LWC 45 °C (DT = 5 °C). (3) Heating Ta DB -7 °C (RH85%) - LWC 35 °C (4) Heating Ta DB -7 °C (RH85%) - LWC 45 °C (5) Contains fluorinated greenhouse gases.

Daikin Altherma R W

Wall mounted **heating only** air to water heat pump ideal for low energy houses

- › Wall mounted indoor unit
- › Perfect fit for new built as well as for low energy houses
- › Best seasonal efficiencies, providing the highest savings on running costs
- › Flexible configuration with respect to heat emitters
- › Possible to combine with domestic hot water
- › Outdoor unit extracts heat from the outdoor air, even at -20 °C
- › Daikin Residential controller (optional)
- › Possible to connect to photovoltaic solar panels to provide energy for your heat pump (optional)



up to **R-410A**

Heat pumps

Efficiency data				EHBH + ERHQ-B		11CB3V + 11CB9W		16CB3V + 16CB9W		16CB3V + 16CB9W		11CB3V + 11CB9W		16CB3V + 16CB9W		16CB3V + 16CB9W	
				011BV3	011BV3	014BV3	014BV3	016BV3	016BV3	011BW1	011BW1	014BW17	014BW17	016BW1	016BW1	016BW1	016BW1
Heating capacity	Nom.	kW		11.2 (1) / 10.3(2)	14.0 (1) / 13.1(2)	16.0 (1) / 15.2(2)	16.0 (1) / 15.2(2)	11.3 (1) / 11.0(2)	14.5 (1) / 13.6(2)	16.1 (1) / 15.1(2)							
Power input	Heating	kW		2.55 (1) / 3.17(2)	3.26 (1) / 4.04(2)	3.92 (1) / 4.75(2)	3.92 (1) / 4.75(2)	2.63 (1) / 3.24(2)	3.42 (1) / 4.21(2)	3.82 (1) / 4.69(2)							
COP				4.39 (1) / 3.25(2)	4.29 (1) / 3.24(2)	4.08 (1) / 3.20(2)	4.08 (1) / 3.20(2)	4.30 (1) / 3.39(2)	4.24 (1) / 3.22(2)	4.20 (1) / 3.22(2)							
Space heating	Average climate water outlet 55 °C	General	SCOP	2.86		2.82		2.92		2.90		2.86		2.96			
			ηs (Seasonal space heating efficiency) %	112		110		114		113		111		115			
	Seasonal space heating eff. class			A+													
	Average climate water outlet 35 °C	General	SCOP	2.99		3.23		3.29		3.08		3.34		3.33			
ηs (Seasonal space heating efficiency) %			117		126		129		120		131		130				
Seasonal space heating eff. class			A		A+		A		A+								
Indoor Unit				EHBH		11CB3V		11CB9W		16CB3V		16CB9W		16CB3V		16CB9W	
Casing	Colour	White															
	Material	Precoated sheet metal															
Dimensions	Unit	Height x Width x Depth		890 x 480 x 344													
Weight	Unit	kg		43.0	44.0	45.0	44.0	45.0	43.0	44.0	45.0	44.0	45.0	44.0	45.0		
Operation range	Heating	Water side Min.~Max.		15 ~55.0													
	Domestic hot water	Water side Min.~Max.		25~80													
Sound power level	Nom.	dBA		41.0		44.0		41.0		44.0		41.0		44.0			
Sound pressure level	Nom.	dBA		27.0		30.0		27.0		30.0		27.0		30.0			
Outdoor Unit				ERHQ-B		011BV3		014BV3		016BV3		011BW1		014BW17		016BW1	
Dimensions	Unit	Height x Width x Depth		1,170 x 900 x 320						1,345 x 900 x 320							
Weight	Unit	kg		102						108							
Compressor	Quantity	1															
	Type	Hermetically sealed scroll compressor															
Operation range	Cooling	Min.~Max.		10.0~46.0													
	Domestic hot water	Min.~Max.		-20 ~35													
Refrigerant	Type	R-410A															
	GWP	2,087.5															
	Charge	kg		2.7						3.0							
	Charge	TCO ₂ Eq		5.6						6.3							
GWP			2,087.5														
Sound power level	Heating	Nom.	dBA	64		66		64		66		64		66			
	Cooling	Nom.	dBA	64		66		69		64		66		69			
Sound pressure level	Heating	Nom.	dBA	49		51		53		51		52		54			
	Cooling	Nom.	dBA	50		52		54		50		52		54			
Power supply	Name/Phase/Frequency/Voltage	Hz/V		V3/1~/50/230						W1/3N~/50/400							
Current	Recommended fuses	A		32						20							

(1) Cooling Ta 35 °C - LWE 18 °C (DT = 5 °C); heating Ta DB/WB 7 °C/6 °C - LWC 35 °C (DT = 5 °C) (2) Cooling Ta 35 °C - LWE 7 °C (DT = 5 °C); heating Ta DB/WB 7 °C/6 °C - LWC 45 °C (DT = 5 °C).
 (3) Contains fluorinated greenhouse gases.

Daikin Altherma R W

Wall mounted **reversible** air to water heat pump ideal for low energy houses

- › Wall mounted indoor unit
- › Perfect fit for new built as well as for low energy houses
- › Best seasonal efficiencies, providing the highest savings on running costs
- › Flexible configuration with respect to heat emitters
- › Possible to combine with domestic hot water
- › Outdoor unit extracts heat from the outdoor air, even at -25 °C
- › Daikin Residential controller (optional)
- › Possible to connect to photovoltaic solar panels to provide energy for your heat pump (optional)



011-1W0068 → 78

up to **A++**

55 °C

R-410A

Efficiency data				EHBX + ERLQ-C		11CB3V / 11CB9W + 011CV3		16CB3V / 16CB9W + 014CV3		16CB3V / 16CB9W + 016CV3		11CB3V / 11CB9W + 011CW1		16CB3V / 16CB9W + 014CW1		16CB3V / 16CB9W + 016CW1		
Heating capacity	Nom.			kW		11.2(1) / 11.0(2)		14.5(1) / 13.6(2)		16.0(1) / 15.2(2)		11.2(1) / 11.0(2)		14.5(1) / 13.6(2)		16.0(1) / 15.2(2)		
Cooling capacity	Nom.			kW		12.1(1) / 11.7(2)		12.7(1) / 12.6(2)		13.8(1) / 13.1(2)		12.1(1) / 11.7(2)		12.7(1) / 12.6(2)		13.8(1) / 13.1(2)		
Power input	Heating	Nom.			kW		2.43(1) / 3.10(2)		3.37(1) / 4.10(2)		3.76(1) / 4.66(2)		2.43(1) / 3.10(2)		3.37(1) / 4.10(2)		3.76(1) / 4.66(2)	
	Cooling				kW		3.05(1) / 4.31(2)		3.21(1) / 5.08(2)		3.74(1) / 5.73(2)		3.05(1) / 4.31(2)		3.21(1) / 5.08(2)		3.74(1) / 5.73(2)	
COP						4.60(1) / 2.75(2) / 3.55(3) / 2.10(4)		4.30(1) / 2.65(2) / 3.32(3) / 2.08(4)		4.25(1) / 2.64(2) / 3.26(3) / 2.09(4)		4.60(1) / 2.75(2) / 3.55(3) / 2.10(4)		4.30(1) / 2.65(2) / 3.32(3) / 2.08(4)		4.25(1) / 2.64(2) / 3.26(3) / 2.09(4)		
EER						3.98(1) / 2.72(2)		3.96(1) / 2.47(2)		3.69(1) / 2.29(2)		3.98(1) / 2.72(2)		3.96(1) / 2.47(2)		3.69(1) / 2.29(2)		
Space heating	Average climate water outlet 55 °C	General	SCOP			3.09		3.16		3.06		3.09		3.16		3.06		
			ηs (Seasonal space heating efficiency)	%		120		123		119		120		123		119		
				Seasonal space heating eff. class	A+													
	Average climate water outlet 35 °C	General	SCOP			3.98		3.90		3.80		3.98		3.90		3.80		
			ηs (Seasonal space heating efficiency)	%		156		153		149		156		153		149		
			Seasonal space heating eff. class	A++		A+		A++		A+								
Indoor Unit				EHBX		11CB3V/9W		16CB3V/9W		16CB3V/9W		11CB3V/9W		16CB3V/9W		16CB3V/9W		
Casing	Colour	White																
	Material	Precoated sheet metal																
Dimensions	Unit	Height x Width x Depth		mm														
Weight	Unit			kg														
Operation range	Heating	Water side	Min.~Max.		°C													
	Cooling				15 ~55.0													
	Domestic hot water				5.00 ~22.0													
Sound power level	Nom.			dBA														
					41.0													
Sound pressure level	Nom.			dBA														
					27.0													
Outdoor Unit				ERLQ-C		011CV3		014CV3		016CV3		011CW1		014CW1		016CW1		
Dimensions	Unit	Height x Width x Depth		mm														
Weight	Unit			kg														
Compressor	Quantity	1																
	Type	Hermetically sealed scroll compressor																
Operation range	Cooling	Min.~Max.			°CDB													
	Domestic hot water				10.0~46.0													
Refrigerant	Type	R-410A																
	GWP	2,087.5																
	Charge			kg														
	Charge			TCO ₂ Eq														
	GWP	2,087.5																
Sound power level	Heating	Nom.			dBA													
	Cooling				64													
Sound pressure level	Heating	Nom.			dBA													
	Cooling				64													
Power supply	Name/Phase/Frequency/Voltage			Hz/V														
	Current	Recommended fuses		A														

(1) Cooling Ta 35 °C - LWE 18 °C (DT = 5 °C); heating Ta DB/WB 7 °C/6 °C - LWC 35 °C (DT = 5 °C) (2) Cooling Ta 35 °C - LWE 7 °C (DT = 5 °C); heating Ta DB/WB 7 °C/6 °C - LWC 45 °C (DT = 5 °C). (3) Heating Ta DB -7 °C (RH85%) - LWC 35 °C (4) Heating Ta DB -7 °C (RH85%) - LWC 45 °C (5) Contains fluorinated greenhouse gases.

Daikin Altherma R W

Wall mounted **reversible** air to water heat pump ideal for low energy houses

- › Wall mounted indoor unit
- › Perfect fit for new built as well as for low energy houses
- › Best seasonal efficiencies, providing the highest savings on running costs
- › Flexible configuration with respect to heat emitters
- › Possible to combine with domestic hot water
- › Outdoor unit extracts heat from the outdoor air, even at -20 °C
- › Daikin Residential controller (optional)
- › Possible to connect to photovoltaic solar panels to provide energy for your heat pump (optional)



up to

Heat pumps

Efficiency data				EHBX + ERHQ-B	11CB9W + 011BV3	11CB3V + 011BV3	16CB3V + 014BV3	16CB9W + 014BV3	16CB9W + 016BV3	16CB3V + 016BV3	11CB9W + 011BW1	11CB3V + 011BW1	16CB9W + 014BW17	16CB3V + 014BW17	16CB3V + 016BW1	16CB9W + 016BW1
Heating capacity	Nom.		kW		11.2(1) / 10.3(2)		14.0(1) / 13.1(2)		16.0(1) / 15.2(2)		11.3(1) / 11.0(2)		14.5(1) / 13.6(2)		16.1(1) / 15.1(2)	
Cooling capacity	Nom.		kW		13.9(1) / 10.0(2)		17.3(1) / 12.5(2)		17.8(1) / 13.1(2)		15.1(1) / 11.7(2)		16.1(1) / 12.6(2)		16.8(1) / 13.1(2)	
Power input	Heating	Nom.	kW		2.55(1) / 3.17(2)		3.26(1) / 4.04(2)		3.92(1) / 4.75(2)		2.63(1) / 3.24(2)		3.42(1) / 4.21(2)		3.82(1) / 4.69(2)	
	Cooling	Nom.	kW		3.86(1) / 3.69(2)		5.86(1) / 5.69(2)		6.87(1) / 5.95(2)		4.53(1) / 4.31(2)		5.43(1) / 5.08(2)		6.16(1) / 5.73(2)	
COP					4.39(1) / 3.25(2)		4.29(1) / 3.24(2)		4.08(1) / 3.20(2)		4.30(1) / 3.39(2)		4.24(1) / 3.22(2)		4.20(1) / 3.22(2)	
EER					3.60(1) / 2.71(2)		2.95(1) / 2.32(2)		2.59(1) / 2.20(2)		3.32(1) / 2.72(2)		2.96(1) / 2.47(2)		2.72(1) / 2.29(2)	
Space heating	Average climate water outlet 55 °C	General	SCOP		2.86		2.82		2.92		2.90		2.86		2.96	
			ηs (Seasonal space heating efficiency)	%	112		110		114		113		111		115	
	Average climate water outlet 35 °C	General	SCOP		2.99		3.23		3.29		3.08		3.34		3.33	
			ηs (Seasonal space heating efficiency)	%	117		126		129		120		131		130	
				Seasonal space heating eff. class	A+											
				Seasonal space heating eff. class	A		A+			A		A+				
Indoor Unit				EHBX	11CB9W	11CB3V	16CB3V	16CB9W	16CB3V	11CB9W	11CB3V	16CB9W	16CB3V	16CB9W		
Casing	Colour	White														
	Material	Precoated sheet metal														
Dimensions	Unit	Height x Width x Depth	mm	890 x 480 x 344												
Weight	Unit		kg	45.0	43.0	44.0	46.0	44.0	45.0	43.0	46.0	44.0	46.0			
Operation range	Heating	Water side Min.~Max.	°C	15 ~55.0												
	Cooling	Water side Min.~Max.	°C	5.00 ~22.0												
	Domestic hot water	Water side Min.~Max.	°C	25~80												
Sound power level	Nom.		dBA	41.0			44.0			41.0		44.0				
Sound pressure level	Nom.		dBA	27.0			30.0			27.0		30.0				
Outdoor Unit				ERHQ-B	011BV3	014BV3	016BV3	011BW1	014BW17	016BW1						
Dimensions	Unit	Height x Width x Depth	mm	1,170 x 900 x 320			1,345 x 900 x 320									
Weight	Unit		kg	102			108									
Compressor	Quantity	1														
	Type	Hermetically sealed scroll compressor														
Operation range	Cooling	Min.~Max.	°CDB	10.0~46.0												
	Domestic hot water	Min.~Max.	°CDB	-20 ~35												
Refrigerant	Type	R-410A														
	GWP	2,087.5														
	Charge	kg		2.7			3.0									
	Charge	TCO ₂ Eq		5.6			6.3									
	GWP	2,087.5														
Sound power level	Heating	Nom.	dBA	64			66			64		66				
	Cooling	Nom.	dBA	64	66	69	64	66	69							
Sound pressure level	Heating	Nom.	dBA	49	51	53	51	52	54							
	Cooling	Nom.	dBA	50	52	54	50	52	54							
Power supply	Name/Phase/Frequency/Voltage	Hz/V	V3/1~/50/230						W1/3N~/50/400							
Current	Recommended fuses	A	32						20							

(1) Cooling Ta 35 °C - LWE 18 °C (DT = 5 °C); heating Ta DB/WB 7 °C/6 °C - LWC 35 °C (DT = 5 °C) (2) Cooling Ta 35 °C - LWE 7 °C (DT = 5 °C); Heating Ta DB/WB 7 °C/6 °C - LWC 45 °C (DT = 5 °C).
 (3) Contains fluorinated greenhouse gases.

Daikin Altherma R W

Wall mounted **heating only** air to water heat pump without back-up heater

- › Energy efficient heating only system without back-up heater
- › Perfect fit for new built as well as for low energy houses
- › Best seasonal efficiencies, providing the highest savings on running costs
- › Flexible configuration with respect to heat emitters
- › Possible to combine with domestic hot water
- › Daikin Residential controller (optional)
- › Possible to connect to photovoltaic solar panels to provide energy for your heat pump (optional)



up to **R-410A**

Efficiency data				EHBH + ERLQ-C	11CBV + 011CV3	16CBV + 014CV3	16CBV + 016CV3	11CBV + 011CW1	16CBV + 014CW1	16CBV + 016CW1	
Heating capacity	Nom.		kW	11.2(1) / 11.0(2)	14.5(1) / 13.6(2)	16.0(1) / 15.2(2)	11.2(1) / 11.0(2)	14.5(1) / 13.6(2)	16.0(1) / 15.2(2)		
Power input	Heating	Nom.	kW	2.43(1) / 3.10(2)	3.37(1) / 4.10(2)	3.76(1) / 4.66(2)	2.43 (1) / 3.10 (2)	3.37(1) / 4.10(2)	3.76(1) / 4.66(2)		
COP				4.60(1) / 2.75(2) / 3.55(3) / 2.10(4)	4.30(1) / 2.65(2) / 3.32(3) / 2.08(4)	4.25(1) / 2.64(2) / 3.26(3) / 2.09(4)	4.60(1) / 2.75(2) / 3.55(3) / 2.10(4)	4.30(1) / 2.65(2) / 3.32(3) / 2.08(4)	4.25(1) / 2.64(2) / 3.26(3) / 2.09(4)		
Space heating	Average climate water outlet 55 °C	General	SCOP	3.09	3.16	3.06	3.09	3.16	3.06		
			ηs (Seasonal space heating efficiency)	120	123	119	120	123	119		
	Average climate water outlet 35 °C	General	SCOP	3.98	3.90	3.80	3.98	3.90	3.80		
			ηs (Seasonal space heating efficiency)	156	153	149	156	153	149		
Seasonal space heating eff. class				A+							
Seasonal space heating eff. class				A++		A+		A++		A+	
Indoor Unit				EHBH	11CBV	16CBV	16CBV	11CBV	16CBV	16CBV	
Casing	Colour	White									
	Material	Precoated sheet metal									
Dimensions	Unit	Height x Width x Depth	mm	890 x 480 x 344							
Weight	Unit		kg	41.0	42.0		41.0		42.0		
Operation range	Heating	Water side Min.~Max.	°C	10 ~55.0							
	Domestic hot water	Water side Min.~Max.	°C	25~80							
Sound power level	Nom.		dBA	41.0	44.0		41.0		44.0		
Sound pressure level	Nom.		dBA	27.0	30.0		27.0		30.0		
Outdoor Unit				ERLQ-C/ERLQ	011CV3	014CV3	016CV3	011CW1	014CW1	016CW1	
Dimensions	Unit	Height x Width x Depth	mm	1,345 x 900 x 320							
Weight	Unit		kg	113				114			
Compressor	Quantity			1							
	Type			Hermetically sealed scroll compressor							
Operation range	Cooling	Min.~Max.	°CDB	10.0~46.0							
	Domestic hot water	Min.~Max.	°CDB	-20 ~35							
Refrigerant	Type			R-410A							
	GWP			2,087.5							
	Charge		kg	3.4							
	Charge		TCO ₂ Eq	7.1							
	Control			Expansion valve (electronic type)							
Sound power level	Heating	Nom.	dBA	64	64	66	64	64	66	66	
	Cooling	Nom.	dBA	64	66	69	64	66	69	69	
Sound pressure level	Heating	Nom.	dBA	50	51	52	50	51	52	52	
	Cooling	Nom.	dBA	50	52	54	50	52	54	54	
Power supply	Name/Phase/Frequency/Voltage		Hz/V	V3/1~/50/230				W1/3N~/50/400			
Current	Recommended fuses		A	40				20			

(1) Cooling Ta 35 °C - LWE 18 °C (DT = 5 °C); heating Ta DB/WB 7 °C/6 °C - LWC 35 °C (DT = 5 °C) (2) Cooling Ta 35 °C - LWE 7 °C (DT = 5 °C); heating Ta DB/WB 7 °C/6 °C - LWC 45 °C (DT = 5 °C). (3) Heating Ta DB -7 °C (RH85%) - LWC 35 °C (4) Heating Ta DB -7 °C (RH85%) - LWC 45 °C (5) Contains fluorinated greenhouse gases.

Daikin Altherma R W

Wall mounted **heating only** air to water heat pump without back-up heater

- › Energy efficient heating only system without back-up heater
- › Perfect fit for new built as well as for low energy houses
- › Best seasonal efficiencies, providing the highest savings on running costs
- › Flexible configuration with respect to heat emitters
- › Possible to combine with domestic hot water
- › Daikin Residential controller (optional)
- › Possible to connect to photovoltaic solar panels to provide energy for your heat pump (optional)













up to **R-410A**

Heat pumps

Efficiency data		EHBH + ERHQ-B		11CBV + 011BV3	16CBV + 014BV3	16CBV + 016BV3	11CBV + 011BW1	16CBV + 014BW17	16CBV + 016BW1		
Heating capacity	Nom.			kW	11.2(1) / 10.3(2)	14.0(1) / 13.1(2)	16.0(1) / 15.2(2)	11.3(1) / 11.0(2)	14.5(1) / 13.6(2)	16.1(1) / 15.1(2)	
Power input	Heating	Nom.			kW	2.55(1) / 3.17(2)	3.26(1) / 4.04(2)	3.92(1) / 4.75(2)	2.63(1) / 3.24(2)	3.42(1) / 4.21(2)	3.82(1) / 4.69(2)
COP						4.39(1) / 3.25(2)	4.29(1) / 3.24(2)	4.08(1) / 3.20(2)	4.30(1) / 3.39(2)	4.24(1) / 3.22(2)	4.20(1) / 3.22(2)
Space heating	Average climate water outlet 55 °C	General	SCOP		2.86	2.82	2.92	2.90	2.86	2.96	
			ηs (Seasonal space heating efficiency)	%	112	110	114	113	111	115	
				Seasonal space heating eff. class	A+						
	Average climate water outlet 35 °C	General	SCOP		2.99	3.23	3.29	3.08	3.34	3.33	
ηs (Seasonal space heating efficiency)			%	117	126	129	120	131	130		
			Seasonal space heating eff. class	A	A+		A	A+			
Indoor Unit		EHBH		11CBV	16CBV	16CBV	11CBV	16CBV	16CBV		
Casing	Colour	White									
	Material	Precoated sheet metal									
Dimensions	Unit	Height x Width x Depth		mm							
Weight	Unit			kg	41.0	42.0	41.0	42.0	42.0		
Operation range	Heating	Water side	Min.~Max.			°C		10 ~55.0			
	Domestic hot water	Water side	Min.~Max.			°C		25~80			
Sound power level	Nom.			dBA	41.0	44.0	41.0	44.0	44.0		
Sound pressure level	Nom.			dBA	27.0	30.0	27.0	30.0	30.0		
Outdoor Unit		ERHQ/ERHQ		011BV3	014BV3	016BV3	011BW1	014BW17	016BW1		
Dimensions	Unit	Height x Width x Depth		mm			mm				
Weight	Unit			kg			kg				
Compressor	Quantity			1			1				
	Type			Hermetically sealed scroll compressor							
Operation range	Cooling	Min.~Max.			°CDB		10.0~46.0				
	Domestic hot water	Min.~Max.			°CDB		-20 ~35				
Refrigerant	Type			R-410A							
	GWP			2,087.5							
Charge	Charge			kg			kg				
	Charge			TCO ₂ Eq			TCO ₂ Eq				
Control			Expansion valve (electronic type)								
	Heating	Nom.			dBA		dBA				
Sound power level	Cooling	Nom.			dBA		dBA				
	Heating	Nom.			dBA		dBA				
Sound pressure level	Cooling	Nom.			dBA		dBA				
	Heating	Nom.			dBA		dBA				
Power supply	Name/Phase/Frequency/Voltage				Hz/V			Hz/V			
Current	Recommended fuses				A			A			

(1) Cooling Ta 35 °C - LWE 18 °C (DT = 5 °C); heating Ta DB/WB 7 °C/6 °C - LWC 35 °C (DT = 5 °C) (2) Cooling Ta 35 °C - LWE 7 °C (DT = 5 °C); heating Ta DB/WB 7 °C/6 °C - LWC 45 °C (DT = 5 °C).
 (3) Contains fluorinated greenhouse gases.

Options

		Type	Material name	Daikin Altherma R W 11-16kW
Controllers		LAN adapter	BRP069A62	•
		LAN adapter + PV solar connection	BRP069A61	•
		Remote user interface (DE, FR, NL, IT)	EKRUCBL1	•
		Remote user interface (EN, ES, EL, PT)	EKRUCBL3	•
		Remote user interface (EN, SV, NO, FI)	EKRUCBL2	•
		Remote user interface (EN, TR, PL, RO)	EKRUCBL4	•
		Remote user interface (DE, CS, SL, SK)	EKRUCBL5	•
		Remote user interface (EN, HR, HU, BG)	EKRUCBL6	•
		Remote user interface (EN, DE, RU, DA)	EKRUCBL7	•
		Simplified user interface	EKRUCBSB	•
		Room thermostat (wired)	EKRTWA	•
		Room thermostat (wireless)	EKRTR1	•
		Centralised controller kit	EKCC-W	•
Adapter		Demand PCB	EKR1AHTA	•
		Digital I/O PCB	EKR1HBAA	•
Back-up heater		Back-up heater kit	EKLBUECB6W1	•
		Booster heater for tank integrated design	EKBSHCA3V3	•
		Bottom plate heater	EKBPTH16A	•
Drain		Drain kit	EKDK04	•
		Drain pan for indoor wall munted	EKHBDPCA2	•
Filter		Magnetic filter without additives	K.FERNOXTF1	•
		Magnetic filter with additive (500 ml inhibitor fluid F1)	K.FERNOXTF1FL	•
Installation		Bi-Zone kit	BZKA7V3	•
		Snowcover	EK016SNCA	•
		UK tank kit	EKVSU260A	•
Sensor		Remote indoor sensor	KRCS01-1B	•
		External sensor	EKRTETS	•
Others		PC cable	EKPCCAB4	•





Daikin Altherma M

The space-saving solution

The reversible air-to-water heat pump monobloc system is the ideal system for users that have limited installation space inside. Delivering cutting-edge performance within the market's most compact monobloc outdoor unit, Daikin Altherma low temperature monobloc offers heating and cooling, with an optional connection to provide domestic hot water.

A simple solution

The monobloc system combines all the features of heating and cooling (with optional domestic hot water) into one unit.

- › Quiet and space-saving design that's easy to commission and install
- › All hydraulic components are combined into one outdoor unit
- › Reliable operation is guaranteed, even with outdoor temperatures as low as -25 °C
- › Combine with an **ECH₂O** thermal store to provide thermal support
- › Combine with a stainless steel tank for domestic hot water

High performance

- › Improved seasonal efficiency ErP label up to A++
- › High capacity at low ambient temperatures
- › Connection to new stainless steel DHW tank (EKHWS(U)-D) with improved energy efficiency label B

Easy installation

- › Sealed refrigerant means there is no need for refrigerant handling or F-gas qualifications
- › Key hydraulic parts reduce the risk of installation errors and need for external parts such as expansion vessel, pump or isolation valves
- › Fewer components lower the installation time and help maximise profits on the job

Year-round reliability

- › Delivers higher heating capacity at low ambient temperatures
- › Flow temperatures up to 55 °C, perfect for new build applications using UFH
- › Reliable operation is guaranteed, even with outdoor temperatures as low as -25 °C
- › Equipped with optional backup heater

Easy connection

- › The LAN adapter allows to control the unit via the heating app




Stainless steel tank

Daikin Altherma M, 5-7 kW

A⁺⁺

55 °C

- › Back-up heater less models
- › Separate indoor wiring centre (control box)
- › Separate back-up heater kit




Daikin Altherma M, 11-16 kW

A⁺⁺

55 °C

- › Smaller casing
- › Back-up heater less models and models with 3V integrated back-up heater for maximum installation flexibility
- › 1 ph and 3 ph models
- › Reversible and heating only models
- › LAN Adapter connection
- › A⁺⁺ heating energy label (from G to A⁺⁺)

0,5 m³*



*-36% compared to current monobloc

Daikin Altherma M

Reversible air to water monobloc system,
ideal when indoor space is limited

- › Compact reversible monobloc for space heating & cooling with optional domestic hot water
- › Compact heating only monobloc for space heating with optional domestic hot water
- › Fuss-free installation : only water connections required
- › Reliable operation even when -25 °C outside thanks to frost protection features such as free hanging coil
- › COP up to 5



E(D/B)LQ-CV3

011-1W0079
011-1W0080

A++



R-410A

Single Unit				EBLQ/EDLQ	05CV3	07CV3	05CV3	07CV3
Space heating	Average climate water outlet 55 °C	General	ηs (Seasonal space heating efficiency)	%	125			
			SCOP		3.20	3.22	3.20	3.22
	Average climate water outlet 35 °C	General	ηs (Seasonal space heating efficiency)	%	172			
			SCOP		4.39	4.14	4.39	4.14
				Seasonal space heating eff. class	A++			
Heating capacity	Nom.			kW	4.40(1) / 4.03(2)	7.00(1) / 6.90(2)	4.40(1) / 4.03(2)	7.00(1) / 6.90(2)
Cooling capacity	Nom.			kW	3.88(1) / 3.99(2)	5.20(1) / 5.15(2)	-	-
Power input	Cooling	Nom.		kW	0.950(1) / 1.93(2)	1.37(1) / 2.69(2)	-	-
	Heating	Nom.		kW	0.880(1) / 1.13(2)	1.55(1) / 2.45(2)	0.880(1) / 1.13(2)	1.55(1) / 2.02(2)
COP					5.00(1) / 3.58(2)	4.52(1) / 3.42(2)	5.00(1) / 3.58(2)	4.52(1) / 3.42(2)
EER					4.07(1) / 2.07(2)	3.80(1) / 2.10(2)	-	-
Dimensions	Unit	Height x Width x Depth		mm	735 x 1,090 x 350			
Weight	Unit			kg	76.0	80.0	76.0	80.0
Operation range	Heating	Water side	Min.~Max.	°C	15 ~55.0			
	Cooling	Ambient	Min.~Max.	°CDB	10.0~43.0		~~~	
		Water side	Min.~Max.	°C	5.00 ~22.0		~~~	
	Domestic hot water	Ambient	Min.~Max.	°CDB	-25.0 ~35.0		25~80	
Refrigerant	Type				R-410A			
	GWP				2,088			
	Charge			kg	1.30	1.45	1.30	1.45
	Charge			TCO ₂ Eq	2.714	3.027	2.714	3.027
	Control				Expansion valve (electronic type)			
Sound power level	Heating	Nom.		dBA	61	62	61	62
	Cooling	Nom.		dBA	63.0		-	-
Sound pressure level	Heating	Nom.		dBA	48	49	48	49
	Cooling	Nom.		dBA	48	50	-	-

Wiring centre				EKCB07CV3	EK2CB07CV3
Casing	Colour			White	
	Material			Precoated sheet metal	
Dimensions	Unit	Height x Width x Depth		mm	
Weight	Unit			kg	
				360 x 340 x 97.0	
				4.00	

Back-up heater kit				EKMBUHC3V3	EKMBUHC9W1
Casing	Colour			White	
	Material			Precoated sheet metal	
Dimensions	Unit	Height x Width x Depth		mm	
Weight	Unit			kg	
				560 x 250 x 210	
				11.0	
				13.0	

(1) Cooling Ta 35 °C - LWE 18 °C (DT = 5 °C); heating Ta DB/WB 7 °C/6 °C - LWC 35 °C (DT = 5 °C) (2) Cooling Ta 35 °C - LWE 7 °C (DT = 5 °C); heating Ta DB/WB 7 °C/6 °C - LWC 45 °C (DT = 5 °C).

(3) Contains fluorinated greenhouse gases.

Daikin Altherma M

Reversible air to water monobloc system,
ideal when indoor space is limited

- › Monobloc all-in-one concept including hydraulic parts
- › Separate indoor wiring center (control box)
- › LAN Adapter connection
- › Possible to combine with domestic hot water
- › Energy efficient heating only system based on air-to-water heat pump technology
- › A++ heating energy label (from G to A++)



E(D-B)LQ011-016CV3



011-1W0259 → 261



Single Unit		EBLQ/EDLQ		011CV3	014CV3	016CV3	011CW1	014CW1	016CW1
Space heating	Average climate water outlet 55 °C	General	η_s (Seasonal space heating efficiency)	128/120	130/123	125/119	128/120	130/123	125/119
			SCOP	3.28/3.09	3.32/3.16	3.20/3.06	3.28/3.09	3.32/3.16	3.20/3.06
	Average climate water outlet 35 °C	General	η_s (Seasonal space heating efficiency)	168/156	162/153	157/149	168/156	162/153	157/149
			SCOP	4.28/3.98	4.12/3.90	3.99/3.80	4.28/3.98	4.12/3.90	3.99/3.80
		Seasonal space heating eff. class		A++/A+		A+	A++/A+		A+
Heating capacity	Nom.		kW	11.2 (1) / 11.0 (2)	14.5 (1) / 13.6 (2)	16.0 (1) / 15.2 (2)	11.2 (1) / 11.0 (2)	14.5 (1) / 13.6 (2)	16.0 (1) / 15.2 (2)
Cooling capacity	Nom.		kW	12.4 (1) / 11.6 (2)	12.8 (1) / 12.6 (2)	13.9 (1) / 13.6 (2)	12.4 (1) / 11.6 (2)	12.8 (1) / 12.6 (2)	13.9 (1) / 13.6 (2)
Power input	Cooling	Nom.	kW	3.18 (1) / 5.09 (2)	3.16 (1) / 5.14 (2)	3.56 (1) / 5.96 (2)	3.18 (1) / 5.09 (2)	3.16 (1) / 5.14 (2)	3.56 (1) / 5.96 (2)
	Heating	Nom.	kW	2.43 (1) / 3.10 (2)	3.37 (1) / 4.10 (2)	3.76 (1) / 4.66 (2)	2.43 (1) / 3.10 (2)	3.37 (1) / 4.10 (2)	3.76 (1) / 4.66 (2)
COP				4.61 (1) / 3.55 (2)	4.30 (1) / 3.32 (2)	4.26 (1) / 3.26 (2)	4.61 (1) / 3.55 (2)	4.30 (1) / 3.32 (2)	4.26 (1) / 3.26 (2)
EER (only applicable to EBLQ)				3.90 (1) / 2.28 (2)	4.05 (1) / 2.45 (2)	3.90 (1) / 2.28 (2)	3.90 (1) / 2.28 (2)	4.05 (1) / 2.45 (2)	3.90 (1) / 2.28 (2)
SEER (only applicable to EBLQ)				3.85	3.89	3.90	3.85	3.89	3.90
Dimensions	Unit	Height x Width x Depth	mm	1,348 x 1,160 x 380					
Weight	Unit		kg	151			154		
Operation range (3) Heating	Ambient	Min.~Max.	°CWB	-25~35					
		Water side	°C	25~55					
Operation range (3) Cooling	Ambient	Min.~Max.	°CDB	10~46					
		Water side	°C	5~22					
Operation range (3) Domestic hot water	Ambient	Min.~Max.	°CDB	-25~35					
		Water side	°C	25~80					
Refrigerant	Type			R-410A					
	GWP			2,087.5					
	Charge	kg		3.40					
	Charge	TCO ₂ Eq		7.10					
				Expansion valve (electronic type)					
Sound power level	Heating	Nom.	dB(A)	64	64	66	64	64	66
	Cooling	Nom.	dB(A)	64	66	69	64	66	69
Sound pressure level	Heating	Nom.	dB(A)	51	51	52	51	51	52
	Cooling	Nom.	dB(A)	50	52	54	50	52	54

Wiring centre		EKCB07CV3		EK2CB07CV3	
Casing	Colour	White			
	Material	Precoated sheet metal			
Dimensions	Unit	Height x Width x Depth	mm		
Weight	Unit		kg		
				360 x 340 x 970	
				4.00	

Back-up heater kit		EKMBUHC3V3		EKMBUHC9W1	
Casing	Colour	White			
	Material	Precoated sheet metal			
Dimensions	Unit	Height x Width x Depth	mm		
Weight	Unit		kg		
				560 x 250 x 210	
				11.0	
				13.0	

(1) Condition 1: cooling Ta 35 °C - LWE 18 °C (DT = 5 °C); heating Ta DB/WB 7 °C/6 °C - LWC 35 °C (DT = 5 °C) | (2) Condition 2: cooling Ta 35 °C - LWE 7 °C (DT = 5 °C); heating Ta DB/WB 7 °C/6 °C - LWC 45 °C (DT = 5 °C).
(3) Including back-up heater and/or booster heater, see details in databook.

Daikin Altherma M

Reversible air to water monobloc system,
ideal when indoor space is limited

- › Monobloc all-in-one concept including hydraulic parts
- › Separate indoor wiring center (control box)
- › LAN Adapter connection
- › Possible to combine with domestic hot water
- › Energy efficient heating only system based on air-to-water heat pump technology
- › A++ heating energy label (from G to A++)



E(D-B)LQ011-016CV3



011-1W0259 → 261






Single Unit		EBLQ/EDLQ		011C3V3	014C3V3	016C3V3	011C3W1	014C3W1	016C3W1	
Space heating	Average climate water outlet 55°C	General	η_s (Seasonal space heating efficiency)	128/120	130/123	125/119	128/120	130/123	125/119	
			SCOP	3.28/3.09	3.32/3.16	3.20/3.06	3.28/3.09	3.32/3.16	3.20/3.06	
	Average climate water outlet 35°C	General	Seasonal space heating eff. class	A++/A+		A+	A++/A+		A+	
			η_s (Seasonal space heating efficiency)	168/156	162/153	157/149	168/156	162/153	157/149	
			SCOP	4.28/3.98	4.12/3.90	3.99/3.80	4.28/3.98	4.12/3.90	3.99/3.80	
			Seasonal space heating eff. class	A++		A++/A+	A++		A++/A+	
Heating capacity	Nom.		kW	11.2 (1) / 11.0 (2)	14.5 (1) / 13.6 (2)	16.0 (1) / 15.2 (2)	11.2 (1) / 11.0 (2)	14.5 (1) / 13.6 (2)	16.0 (1) / 15.2 (2)	
Cooling capacity (only applicable to EBLQ)	Nom.		kW	12.4 (1) / 11.6 (2)	12.8 (1) / 12.6 (2)	13.9 (1) / 13.6 (2)	12.4 (1) / 11.6 (2)	12.8 (1) / 12.6 (2)	13.9 (1) / 13.6 (2)	
Power input	Cooling	Nom.	kW	3.18 (1) / 5.09 (2)	3.16 (1) / 5.14 (2)	3.56 (1) / 5.96 (2)	3.18 (1) / 5.09 (2)	3.16 (1) / 5.14 (2)	3.56 (1) / 5.96 (2)	
	Heating	Nom.	kW	2.43 (1) / 3.10 (2)	3.37 (1) / 4.10 (2)	3.76 (1) / 4.66 (2)	2.43 (1) / 3.10 (2)	3.37 (1) / 4.10 (2)	3.76 (1) / 4.66 (2)	
COP				4.61 (1) / 3.55 (2)	4.30 (1) / 3.32 (2)	4.26 (1) / 3.26 (2)	4.61 (1) / 3.55 (2)	4.30 (1) / 3.32 (2)	4.26 (1) / 3.26 (2)	
EER (only applicable to EBLQ)				3.90 (1) / 2.28 (2)	4.05 (1) / 2.45 (2)	3.90 (1) / 2.28 (2)	3.90 (1) / 2.28 (2)	4.05 (1) / 2.45 (2)	3.90 (1) / 2.28 (2)	
SEER (only applicable to EBLQ)				3.85	3.89	3.90	3.85	3.89	3.90	
Dimensions	Unit	Height x Width x Depth		mm						
				1,348 x 1,160 x 380						
Weight	Unit			kg						
				157						
Operation range (3) Heating	Ambient	Min.~Max.	°CWB	-25~35						
		Water side Min.~Max.	°C	25~55						
Operation range (3) (only applicable to EBLQ) Cooling	Ambient	Min.~Max.	°CDB	10~46						
		Water side Min.~Max.	°C	5~22						
Operation range (3) Domestic hot water	Ambient	Min.~Max.	°CDB	-25~35						
		Water side Min.~Max.	°C	25~80						
Refrigerant	Type	R-410A								
	GWP	2,087.5								
	Charge	kg								
	Charge	3.40								
	Control	TCO ₂ Eq								
		7.10								
			Expansion valve (electronic type)							
Sound power level	Heating	Nom.	dBA	64		66		64		66
	Cooling	Nom.	dBA	64	66	69	64	66	69	
Sound pressure level	Heating	Nom.	dBA	50	51	52	50	51	52	
	Cooling	Nom.	dBA	50	52	54	50	52	54	

Wiring centre			EKCB07CV3		EK2CB07CV3	
Casing	Colour	White				
	Material	Precoated sheet metal				
Dimensions	Unit	Height x Width x Depth		mm		
				360 x 340 x 97.0		
Weight	Unit			kg		
				4.00		

(1) Condition 1: cooling Ta 35°C - LWE 18°C (DT = 5°C); heating Ta DB/WB 7°C/6°C - LWC 35°C (DT = 5°C) | (2) Condition 2: cooling Ta 35°C - LWE 7°C (DT = 5°C); heating Ta DB/WB 7°C/6°C - LWC 45°C (DT = 5°C).


(3) Including back-up heater and/or booster heater, see details in databook.

Options

	Illustration	Type	Material name	Daikin Altherma M		
				5-7 kW	11-16 kW BUH-less	11-16 kW with 3V BUH
Controllers		LAN adapter	BRP069A62	•	•	•
		LAN adapter + PV solar connection	BRP069A61	•	•	•
		Remote user interface (DE, FR, NL, IT)	EKRUCBL1	•	•	•
		Remote user interface (EN, ES, EL, PT)	EKRUCBL3	•	•	•
		Remote user interface (EN, SV, NO, FI)	EKRUCBL2	•	•	•
		Remote user interface (EN, TR, PL, RO)	EKRUCBL4	•	•	•
		Remote user interface (DE, CS, SL, SK)	EKRUCBL5	•	•	•
		Remote user interface (EN, HR, HU, BG)	EKRUCBL6	•	•	•
		Remote user interface (EN, DE, RU, DA)	EKRUCBL7	•	•	•
		Simplified user interface	EKRUCBSB	•	•	•
		Room thermostat (wired)	EKRTWA	•	•	•
Room thermostat (wireless)		EKRTR1	•	•	•	
	DCOM gateway	DCOM-LT/IO				
	DCOM gateway	DCOM-LT/MB				
Adapter		Digital I/O PCB	EKRP1HBAA	•		
Back-up heater		Back-up heater monobloc	EKMBUHC3V3/C9W1	•	•	
		Bottom plate heater	EKBPTH16A		•	
Drain		Drain kit	EKDK04		•	
Sensor		Remote sensor for OU	EKRSCA1	•	•	•
		External sensor	EKRTETS	•	•	•
		Remote sensor for IU	KRCS01-1	•	•	•
Wiring centre		Control box	EKCB07CAV3	•	•	•
		Option box	EK2CB07CAV3	•	•	•
By pass		Valve kit	EKMBHBP1	•	•	•
Bi-Zone		Bi-Zone kit	BZKA7V3	•	•	•
Others		Cable	EKPCAB4	•		

Daikin Altherma 3 H HT

meeting modern society's expectations



Made in Europe, for Europe

European weather can be tough sometimes. That's why we designed the Daikin Altherma 3 H HT.

Heating capacities are also maintained high by low ambient temperature thanks to genuine Daikin technology.

As the market leader, Daikin is always striving to make the most reliable and efficient heat pumps possible. Daikin developed the Bluevolution technology to achieve higher and greener performance. This technology is now part of all new products such as the Daikin Altherma 3 H HT. The Daikin Altherma 3 H HT is the first Daikin outdoor unit with a distinctive design. Its single fan reduces the noise level and its black front grill makes the unit fit into any environment.

All these dedicated components were specially developed in-house to make the Daikin Altherma 3 H HT unique.

Superior performance, renewable energy use, design and acoustic comfort. This is what the Quintessence of heat pump is all about.

BLUEVOLUTION

The Bluevolution technology combines a specifically developed compressor and the R-32 refrigerant. Daikin is one of the pioneers in the world to launch heat pumps equipped with R-32. With a lower Global Warming Potential (GWP), the R-32 is equivalent in power to standard refrigerants, but achieves higher energy efficiency and lower CO₂ emissions.

Easy to recover and re-use, R-32 is the perfect solution to attain the new European CO₂ emission targets.

R-32


Design and space-saving installation

Aside from the acoustic comfort, design is a decisive point nowadays. Specific attention was paid to making the outdoor unit blend in with your home.

The black front grill stretches horizontally making the fan inside invisible. The mat grey casing reflects the colour of the wall behind for more discretion. This unit received the IF and reddot design awards 2019.



reddot design award
winner 2019



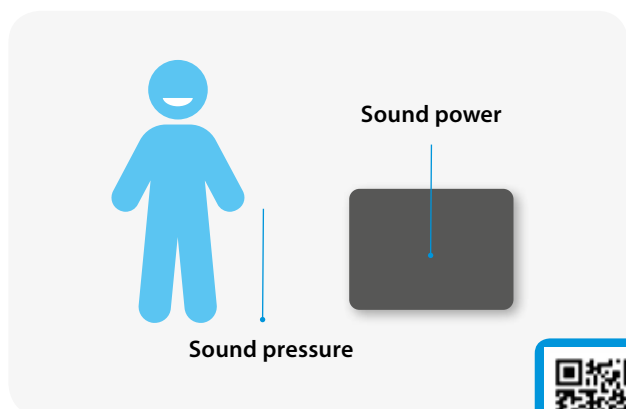
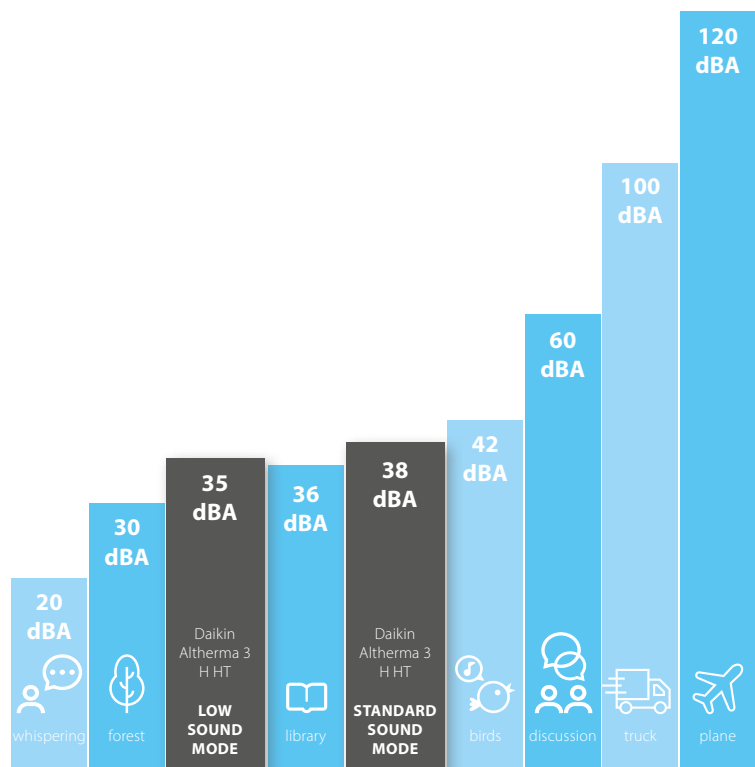


Silence rhymes with comfort

The Daikin Altherma 3 H HT has been designed to reduce its acoustic level and meet the expectations of today's society.

In standard sound mode, the unit produces a sound pressure of 38 dBA at 3 metres, so somewhere between birds chirping and the inside of a library.

The Daikin Altherma 3 H HT also offers greater flexibility by having a low sound mode that reduces the sound pressure at 3 metres to 35 dBA, representing a real reduction of half the sound level!



The acoustic level can be evaluated in two ways

- › The **sound power** is generated by the unit itself, independently of distance and environment
- › The **sound pressure** is the sound perceived at a certain distance. The sound pressure is usually calculated at between 1 and 5 metres from the unit.



Listen to the silence of our outdoor unit
Check out the video!

Innovation At the heart of our concerns

The Daikin Altherma 3 H HT is at top of low sound and heating performances thanks to dedicated developments. Several major components are designed to make this product reach the excellence such as a double injection compressor and a single fan even for large capacity units as well as a brand-new casing.

A redesigned casing

The black front grill made of horizontal lines is hiding the fan from view, reducing the perception of the sound produced by the unit.

The light grey casing is slightly reflecting the environment where the unit is installed, helping it to blend in in any decor.

This unique design already got design awards.




reddot design award
winner 2019

A single fan for high capacities

The single fan is slightly larger, replacing the usual double fan for high capacity units (classes 14-16-18).

The shape of the fan has also been reviewed to reduce the contact surface with air therefore lower the sound level by improving the air circulation.

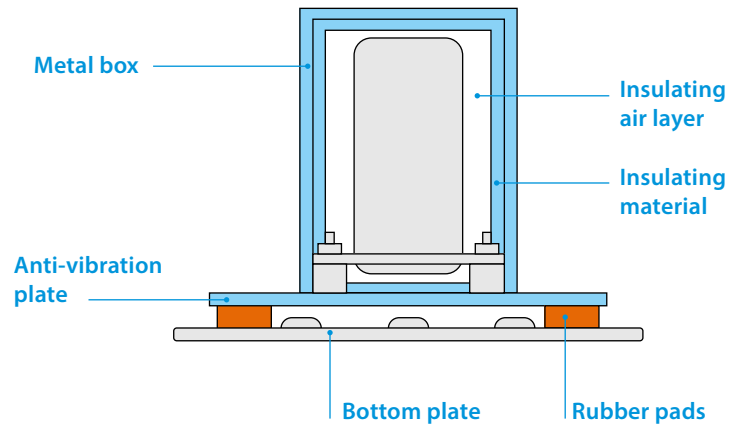


Compressor insulation and anti-vibration

To reduce the compressor sound power, several actions were taken in terms of absorption and insulation.

First, the compressor is surrounded by a 3-layer insulation made of air, insulation material and a metal box.

Regarding the absorption, the Daikin Altherma 3 H HT benefits from a double sound reduction by using a rubber pads between the bottom plate and the vibration plate under the compressor.



New double injection compressor

To make this product unique, Daikin Europe cooperated with Daikin Japan to develop top notch components. The Daikin Altherma 3 H HT compressor is able to deliver a high leaving water temperature of 70 °C on its own.

Unrivalled performance

With these new developments, the Daikin Altherma 3 H HT reached the best performances illustrated in the energy labels:



35 °C and 55 °C
Space heating

up to

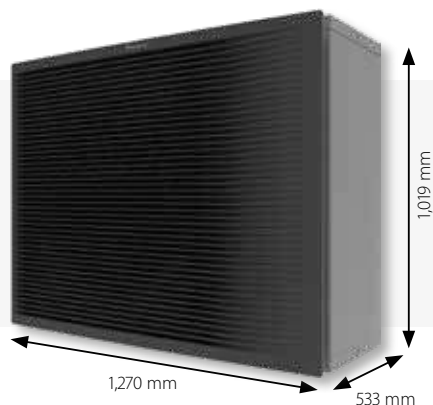


One solution, multiple combinations

The Daikin Altherma 3 H HT range can be combined with three different indoor units to connect to the outdoor unit, offering specific features to ensure heating, cooling and domestic hot water in your home.

Outdoor unit

The outdoor unit is available in 3 classes 14-16-18.



Integrated DHW stainless steel tank model

This model is a compact unit with a small footprint of 595 x 625 mm. The unit is equipped with a tank of 180 or 230 l to answer your domestic hot water demand.



Integrated ECH₂O DHW tank model

The ECH₂O unit is equipped with a thermal DHW tank of 300 or 500 l that can be connected to thermal solar panels.



Wall mounted model

This model is the most compact unit but needs to be with a separate tank to deliver domestic hot water.



Get the best comfort

with the best functionalities

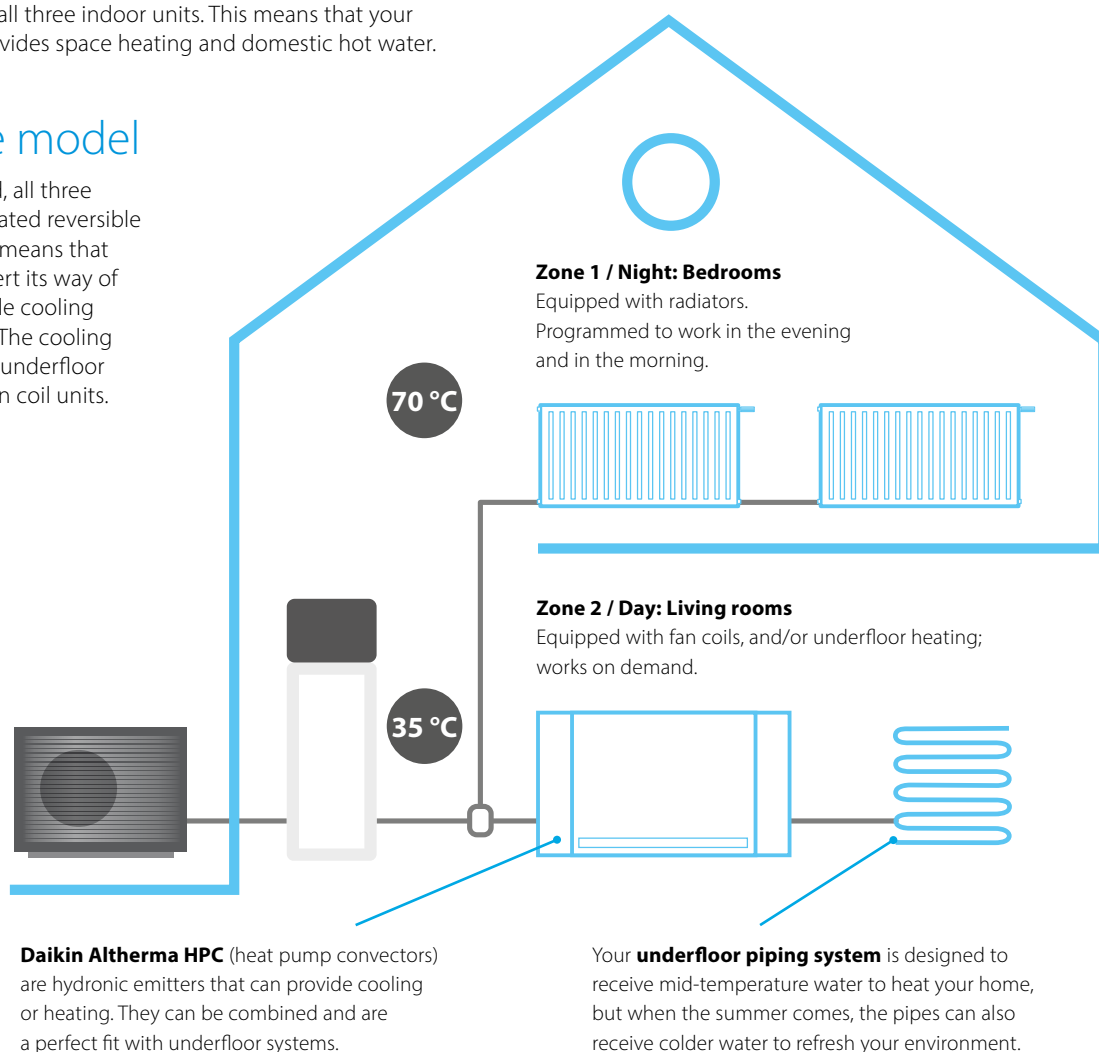
Choose from the Daikin "Three Pluses" the functionality that best fits your customer's needs. The indoor units come in 3 possible versions: heating only, reversible and bi-zone, giving you the opportunity to tailor your Daikin heating system.

+ Heating only model

The heating only model is standard in the Daikin product range and is available for all three indoor units. This means that your heating system provides space heating and domestic hot water.

+ Reversible model

If cooling is needed, all three indoors have dedicated reversible models. Reversible means that the system can invert its way of working and provide cooling instead of heating. The cooling function requires a underfloor piping system or fan coil units.



+ Bi-zone model

The integrated floor standing model also has a dedicated bi-zone model: you can choose two independent zones with different emitters that need a different temperature level in different rooms (example: underfloor system in the living room and radiators in the bedroom upstairs).

The 2 zones can also be managed independently: deactivate heating on the first floor during the day in order to reduce over consumption.



Daikin Altherma 3 H HT F

Floor standing unit with integrated tank

Why choose Daikin floor standing unit with integrated domestic hot water tank?

The Daikin Altherma 3 floor standing unit is the ideal system **to deliver heating, domestic hot water and cooling** for renovation or large new built.

All in one system to save installation space and time

- › A combined stainless steel domestic hot water tank of 180 or 230 l and heatpump ensures a faster installation compared to traditional systems
- › Inclusion of all hydraulic components means no third party components are required
- › PCB board and hydraulic components are located in the front for easy access
- › Small installation footprint of 595 x 625 mm
- › Integrated back-up heater choice of 6, 9 kW models are available
- › Dedicated bi-zone models allowing temperature monitoring for 2 zones

Heating and cooling



Domestic hot water



Underfloor heating



All-in one design

Reduces the installation footprint and height


Compared to the traditional split version for a wall mounted indoor unit and a separate domestic hot water tank, the integrated indoor unit greatly reduces the installation space required.

With a small footprint of 595 x 625 mm, the integrated indoor unit has a similar footprint when compared to other household appliances.

For installation projects, almost no side clearance is necessary as the piping is located at the top of the unit.

With an installation height of 1,65 m for an 180 l tank and 1,85 m for a 230 l tank, the required installation height is less than 2 m.

The compactness of the integrated indoor unit is emphasised by its sleek design and modern look, easy blending in with other household appliances.



Heat pumps

Advanced user interface



The Daikin Eye

The intuitive Daikin eye shows you in real time the status of your system.

Blue is perfect! Should the eye turn red, an error has occurred.

Quick to configure

Log in and you'll be able to completely configure the unit via the new MMI in less than 10 steps. You can even check if the unit is ready for use by running test cycles!

Easy operation

Work super-fast with the new MMI. It's super easy to use with just a few buttons and 2 navigational knobs.

Beautiful design

The MMI was especially designed to be very intuitive. The high contrasted colour screen delivers stunning and practical visuals that really help you as installer or service engineer.

Integrated indoor unit



Daikin Altherma 3 H HT F

Floor standing air to water heat pump for heating and hot water

- › A combined stainless steel domestic hot water tank of 180 or 230 l and heat pump for easy installation
- › Inclusion of all hydraulic components means no third party components are required
- › PCB board and hydraulic components are located in the front for easy access
- › Small installation footprint of 595 x 625 mm
- › Integrated back-up heater of 6 or 9 kW
- › Heat pump operation down to -28 °C



Efficiency data				ETVH + EPRA		16S18D6V(G)/D9W(G) + 14DV/W	16S23D6V(G)/D9W(G) + 14DV/W	16S18D6V(G)/D9W(G) + 16DV/W	16S23D6V(G)/D9W(G) + 16DV/W	16S18D6V(G)/D9W(G) + 18DV/W	16S23D6V(G)/D9W(G) + 18DV/W
Space heating	Average climate water outlet	General	SCOP	3,58 / 3,57							
	55 °C		ηs (Seasonal space heating efficiency) %	140							
			Seasonal space heating eff. class	A++							
	Average climate water outlet	General	SCOP	4,51 / 4,71							
35 °C		ηs (Seasonal space heating efficiency) %	177 / 186								
		Seasonal space heating eff. class	A+++								
Domestic hot water heating	General	Declared load profile		L	XL	L	XL	L	XL		
	Average climate	COPdhw	%	2,62 / 2,51	2,61 / 2,55	2,62 / 2,51	2,61 / 2,55	2,62 / 2,51	2,61 / 2,55	2,62 / 2,51	2,61 / 2,55
		ηwh (water heating efficiency) %	%	110 / 106	108 / 107	110 / 106	108 / 107	110 / 106	108 / 107	110 / 106	108 / 107
		Water heating energy efficiency class		A							

Indoor Unit				ETVH		16S18D6V(G)/D9W(G)	16S23D6V(G)/D9W(G)	16S18D6V(G)/D9W(G)	16S23D6V(G)/D9W(G)	16S18D6V(G)/D9W(G)	16S23D6V(G)/D9W(G)
Casing	Colour	White + Black									
	Material	Precoated sheet metal									
Dimensions	Unit	Height x Width x Depth	mm	1,650 x 595 x 625	1,850 x 595 x 625	1,650 x 595 x 625	1,850 x 595 x 625	1,650 x 595 x 625	1,850 x 595 x 625	1,650 x 595 x 625	1,850 x 595 x 625
Weight	Unit		kg	109	118	109	118	109	118	109	118
Tank	Water volume		l	180	230	180	230	180	230	180	230
	Maximum water temperature		°C	70							
	Maximum water pressure		bar	10							
	Corrosion protection			Pickling							
Operation range	Heating	Water side Min.~Max.	°C	15 ~ 70							
	Domestic hot water	Water side Max.	°C	63							
Sound power level	Nom.		dBA	44							
Sound pressure level	Nom.		dBA	30							

Outdoor Unit				EPRA		14DV3/W1	16DV3/W1	18DV3/W1
Dimensions	Unit	Height x Width x Depth	mm	1,003 x 1,270 x 533				
Weight	Unit		kg	146/151				
Compressor	Quantity			1				
	Type			Hermetically sealed scroll compressor				
Operation range	Cooling	Min.~Max.	°CDB	10 ~ 43				
	Heating	Min.~Max.	°CDB	-28 ~ 35				
	Domestic hot water	Min.~Max.	°CDB	-28 ~ 35				
Refrigerant	Type			R-32				
	GWP			675				
	Charge		kg	4.20				
	Charge		TCO ₂ Eq	2,84				
	Control			Expansion valve				
LW(A) Sound power level (according to EN14825)				54				
Sound pressure level (at 1 meter)	Nom.			43,0		48,0		
Power supply	Name/Phase/Frequency/Voltage		Hz/V	V3/1~/50/230 / W1/3~/50/400				
Current	Recommended fuses		A	32/16				

Daikin Altherma 3 H HT F

Floor standing air to water heat pump for heating, cooling and hot water

- › A combined stainless steel domestic hot water tank of 180 or 230 l and heat pump for easy installation
- › Inclusion of all hydraulic components means no third party components are required
- › PCB board and hydraulic components are located in the front for easy access
- › Small installation footprint of 595 x 625 mm
- › Integrated back-up heater of 6, 9 kW
- › Heat pump operation down to -28 °C



up to

Heat pumps

Efficiency data				ETVX + EPRA		16S18D6V(G)/D9W(G) + 14DV/W	16S23D6V(G)/D9W(G) + 14DV/W	16S18D6V(G)/D9W(G) + 16DV/W	16S23D6V(G)/D9W(G) + 16DV/W	16S18D6V(G)/D9W(G) + 18DV/W	16S23D6V(G)/D9W(G) + 18DV/W
Space heating	Average climate water outlet 55 °C	General	SCOP					3,62 / 3,63			
			ηs (Seasonal space heating efficiency)					142			
	Average climate water outlet 35 °C	General	SCOP					4,57 / 4,81			
	ηs (Seasonal space heating efficiency)							180 / 190			
Domestic hot water heating	General climate	Declared load profile		L	XL	L	XL	L	XL	L	XL
		Average COPdhw			2,62 / 2,51	2,61 / 2,55	2,62 / 2,51	2,61 / 2,55	2,62 / 2,51	2,61 / 2,55	2,61 / 2,55
		ηwh (water heating efficiency)			110 / 106	108 / 107	110 / 106	108 / 107	110 / 106	108 / 107	108 / 107
		Water heating energy efficiency class							A		
Indoor Unit				ETVX		16S18D6V(G)/D9W(G)	16S23D6V(G)/D9W(G)	16S18D6V(G)/D9W(G)	16S23D6V(G)/D9W(G)	16S18D6V(G)/D9W(G)	16S23D6V(G)/D9W(G)
Casing	Colour			White + Black							
	Material			Precoated sheet metal							
Dimensions	Unit	Height x Width x Depth	mm	1,650 x 595 x 625	1,850 x 595 x 625	1,650 x 595 x 625	1,850 x 595 x 625	1,650 x 595 x 625	1,850 x 595 x 625	1,650 x 595 x 625	1,850 x 595 x 625
	Weight	Unit	kg	109	118	109	118	109	118	109	118
Tank	Water volume	Unit	l	180	230	180	230	180	230	180	230
	Maximum water temperature			70							
	Maximum water pressure			10							
	Corrosion protection			Pickling							
Operation range	Heating	Water side	Min.~Max.					15 ~ 70			
	Cooling	Water side	Min.~Max.					5 ~ 50			
	Domestic hot water	Water side	Max.					63			
Sound power level	Nom.							44			
Sound pressure level	Nom.							30			
Outdoor Unit				EPRA		14DV3/W1		16DV3/W1		18DV3/W1	
Dimensions	Unit	Height x Width x Depth	mm					1,003 x 1,270 x 533			
	Weight	Unit	kg					146/151			
Compressor	Quantity							1			
	Type							Hermetically sealed scroll compressor			
Operation range	Cooling	Min.~Max.	°CDB					10 ~ 43			
	Heating	Min.~Max.	°CDB					-28 ~ 35			
	Domestic hot water	Min.~Max.	°CDB					-28 ~ 35			
Refrigerant	Type							R-32			
	GWP							675			
	Charge							4,20			
	Charge							2,84			
	Control							Expansion valve			
LW(A) Sound power level (according to EN14825)									54		
Sound pressure level (at 1 meter)	Nom.							43,0		48,0	
Power supply	Name/Phase/Frequency/Voltage							V3/1~/50/230 / W1/3~/50/400			
Current	Recommended fuses							32/16			

Daikin Altherma 3 H HT F

Floor standing integrated with **two different temperature zones monitoring**

- › A combined stainless steel domestic hot water tank of 180 or 230 l and heat pump for easy installation
- › Inclusion of all hydraulic components means no third party components are required
- › PCB board and hydraulic components are located in the front for easy access
- › Small installation footprint of 595 x 625 mm
- › Integrated back-up heater of 6 or 9 kW
- › Heat pump operation down to -28 °C



Efficiency data				ETVZ + EPRA		16S18D6V/D9W + 14DV/W	16S23D6V/D9W + 14DV/W	16S18D6V/D9W + 16DV/W	16S23D6V/D9W + 16DV/W	16S18D6V/D9W + 18DV/W	16S23D6V/D9W + 18DV/W
Space heating	Average climate water outlet 55 °C	General	SCOP	3,58 / 3,57							
			ηs (Seasonal space heating efficiency) %	140							
	Average climate water outlet 35 °C	General	SCOP	4,51 / 4,71							
			ηs (Seasonal space heating efficiency) %	177 / 186							
Domestic hot water heating	General	Declared load profile		L	XL	L	XL	L	XL	L	XL
		Average climate	COPdhw	2,62 / 2,51	2,61 / 2,55	2,62 / 2,51	2,61 / 2,55	2,62 / 2,51	2,61 / 2,55	2,62 / 2,51	2,61 / 2,55
	General	ηwh (water heating efficiency) %		110 / 106	108 / 107	110 / 106	108 / 107	110 / 106	108 / 107	110 / 106	108 / 107
		Water heating energy efficiency class		A							
Indoor Unit				ETVZ		16S18D6V/D9W	16S23D6V/D9W	16S18D6V/D9W	16S23D6V/D9W	16S18D6V/D9W	16S23D6V/D9W
Casing	Colour	White + Black									
	Material	Precoated sheet metal									
Dimensions	Unit	Height x Width x Depth	mm	1,650 x 595 x 625	1,850 x 595 x 625	1,650 x 595 x 625	1,850 x 595 x 625	1,650 x 595 x 625	1,850 x 595 x 625	1,650 x 595 x 625	1,850 x 595 x 625
Weight	Unit	kg		120	128	120	128	120	128	120	128
Tank	Water volume	l		180	230	180	230	180	230	180	230
	Maximum water temperature	°C		70							
	Maximum water pressure	bar		10							
	Corrosion protection	Pickling									
Operation range	Heating	Water side Min.~Max.	°C	15 ~ 70							
	Domestic hot water	Water side Max.	°C	63							
Sound power level	Nom.	dBA		44							
Sound pressure level	Nom.	dBA		30							
Outdoor Unit				EPRA		14DV3/W1		16DV3/W1		18DV3/W1	
Dimensions	Unit	Height x Width x Depth	mm	1,003 x 1,270 x 533							
Weight	Unit	kg		146/151							
Compressor	Quantity			1							
	Type	Hermetically sealed scroll compressor									
Operation range	Cooling	Min.~Max.	°CDB	10 ~ 43							
	Domestic hot water	Min.~Max.	°CDB	-28 ~ 35							
Refrigerant	Type	R-32									
	GWP	675									
	Charge	kg		4,20							
	Charge	TCO ₂ Eq		2,84							
	Control	Expansion valve									
LW(A) Sound power level (according to EN14825)	Nom.			54							
Sound pressure level (at 1 meter)	Nom.			43,0				48,0			
Power supply	Name/Phase/Frequency/Voltage	Hz/V		V3/1~/50/230 / W1/3~/50/400							
Current	Recommended fuses	A		32/16							



Daikin Altherma 3 H HT ECH₂O

Floor standing unit with integrated ECH₂O tank

The Daikin Altherma high temperature split integrated ECH₂O is renowned for its ability to maximise renewable energy sources to provide the ultimate comfort in heating, domestic hot water and cooling.

Intelligent storage management

- › The unit is 'Smart Grid' ready to take advantage of low energy tariffs and efficiently store thermal energy for space heating and domestic hot water
- › Continuous heating during defrost mode and use of stored heat for space heating (500 l tank only)
- › Electronic management of both heat pump and ECH₂O thermal store maximises energy efficiency, as well as convenient heating and domestic hot water
- › Achieves the highest standards for water sanitation
- › Uses more renewable energy with solar connection

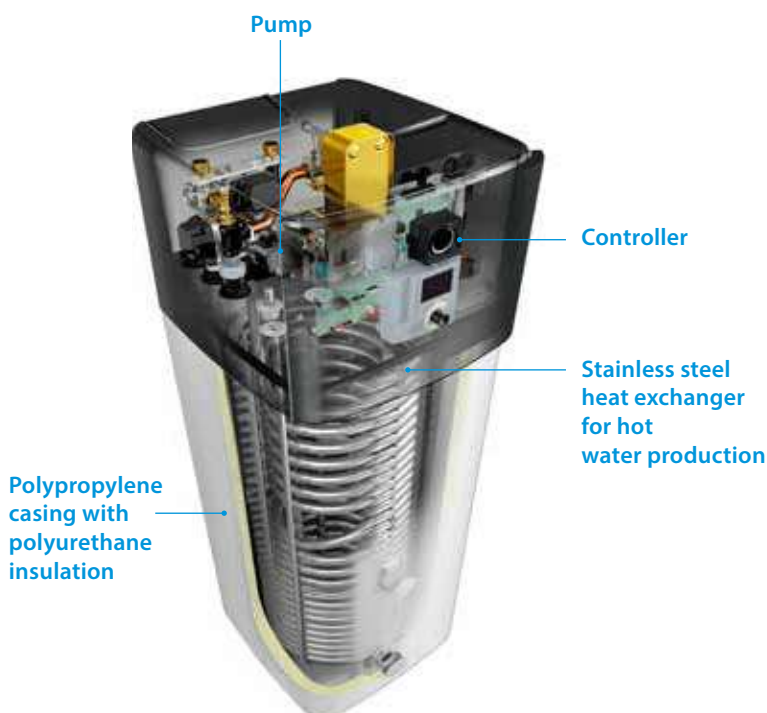
Innovative and high-quality tank

- › Lightweight plastic tank
- › No corrosion, anode, scale or lime deposits
- › Contains impact resistant polypropylene inner and outer walls filled with high-grade insulation foam to reduce heat losses to a minimum

Combinable with other heat sources

- › The bivalent option allows heat from other sources such as oil, gas or pellet-fired boilers to be stored in the solar system, further lowering energy consumption

ECH₂O



Advanced user interface



The Daikin-Eye

The intuitive Daikin eye shows you in real time the status of your system. Blue is perfect! Should the eye turn red, an error has occurred.

Quick to configure

Log in and you'll be able to completely configure the unit in less than 10 steps. You can even check if the unit is ready for use by running test cycles!

Easy operation

The user interface works really fast thanks to its icon-based menu.

Beautiful design

The interface was especially designed to be very intuitive. The high contrasted colour screen delivers stunning and practical visuals that really help you as installer or service engineer.

ECH₂O thermal store range: additional hot water comfort

Combine your indoor unit with a thermal store to achieve the ultimate comfort at home.

- › Fresh water principle: receive domestic hot water on demand while eliminating the risk of contamination and sedimentation
- › Optimal domestic hot water performance: the low temperature evolution enables high tapping performance
- › Fit for the future: possibility to integrate with renewable solar energy and other heat sources, e.g. fireplace
- › Lightweight and robust build of the unit combined with the cascade principle offers flexible installation options

Built for small and large homes, customers can choose between a pressureless and a pressurised hot water system.

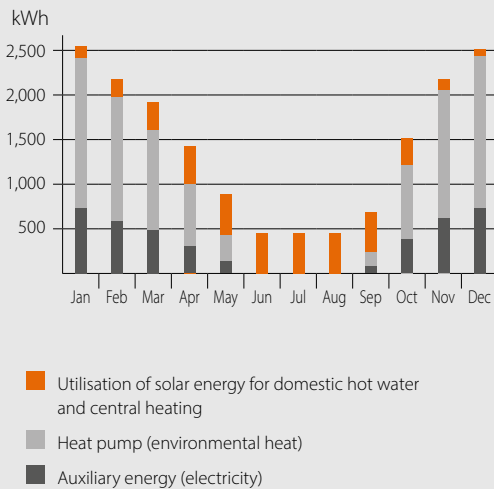
Pressureless (drain-back) solar system (ETSH-D, ETSX-D)

- › The solar collectors are only filled with water when sufficient heating is provided by the sun
- › The pumps in the control and pump unit switch on briefly and fill the collectors with storage tank water
- › After filling, water circulation is maintained by the remaining pump

Pressurised solar system (ETSXB-D, EHSXB-D)

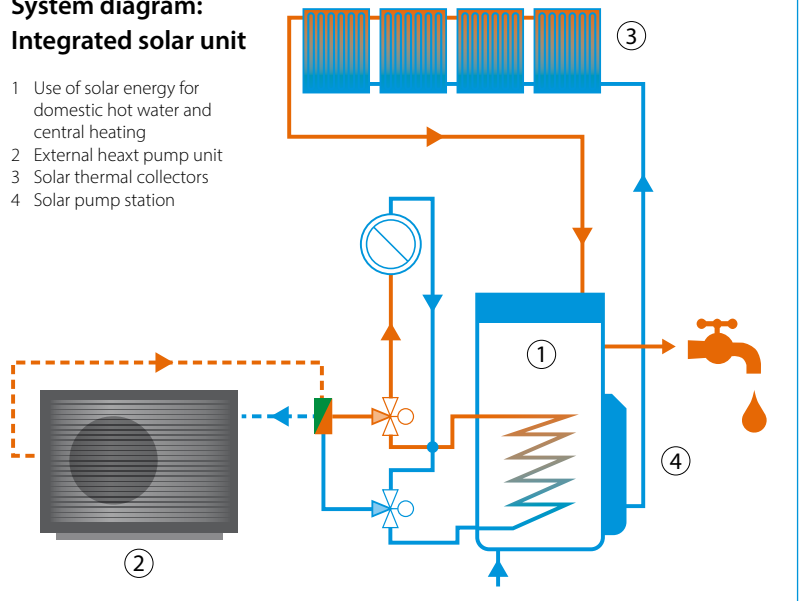
- › System is filled with heat transfer fluid with the correct amount of antifreeze to avoid freezing in winter
- › System is pressurised and sealed

Monthly energy consumption of an average detached house



System diagram: Integrated solar unit

- 1 Use of solar energy for domestic hot water and central heating
- 2 External heat pump unit
- 3 Solar thermal collectors
- 4 Solar pump station



Daikin Altherma 3 H HT ECH₂O

Floor standing air-to-water heat pump for heating and hot water with thermal solar support

- › Integrated solar unit, offering top comfort in heating and hot water
- › Maximum use of renewable energy: uses heat pump technology for heating and solar support for space heating and domestic hot water production
- › Fresh water principle: hygienic water, with no need for thermal legionella disinfection
- › Maintenance-free tank: no corrosion, anode, scale or lime deposits, and no loss of water through safety valve
- › Solar support of domestic hot water with pressureless (drain-back) solar system
- › Heat loss is reduced to a minimum thanks to the high quality insulation
- › App control possible for managing heating, hot water and cooling operation
- › Heat pump operation down to -28 °C
- › Possible to connect to photovoltaic solar panels to provide energy for your heat pump



up to



011-1W0355-356
011-1W0359-360
011-1W0363-364

Efficiency data				ETSH + EPRA	16P30D + 14DV/W	16P50D + 14DV/W	16P30D + 16DV/W	16P50D + 16DV/W	16P30D + 18DV/W	16P50D + 18DV/W
Space heating	Average climate water outlet 55 °C	General	SCOP	3,58 / 3,57						
			ηs (Seasonal space heating efficiency)	140						
			Seasonal space heating eff. class	A++						
Domestic hot water heating	Average climate water outlet 35 °C	General	SCOP	4,51 / 4,71						
			ηs (Seasonal space heating efficiency)	177 / 186						
			Seasonal space heating eff. class	A+++						
Domestic hot water heating	Average climate	General	Declared load profile	L	XL	L	XL	L	XL	
			COPdhw	2,38	2,75 / 2,67	2,38	2,75 / 2,67	2,38	2,75 / 2,67	
			ηwh (water heating efficiency)	101	115 / 111	101	115 / 111	101	115 / 111	
Water heating energy efficiency class				A						
Indoor Unit				ETSH	16P30D	16P50D	16P30D	16P50D	16P30D	16P50D
Casing	Colour	Traffic white (RAL9016) / Dark grey (RAL7011)								
	Material	Impact resistant polypropylene								
Dimensions	Unit	Height x Width x Depth	mm	1,891 x 590 x 615			1,896 x 785 x 785		1,891 x 590 x 615	1,896 x 785 x 785
Weight	Unit		kg	77	94	77	94	77	94	
Tank	Water volume		l	294	477	294	477	294	477	
	Maximum water temperature		°C	85						
Operation range	Heating	Ambient	Min.~Max.	°C	-28 ~ 35					
		Water side	Min.~Max.	°C	15 ~ 70					
	Domestic hot water	Ambient	Min.~Max.	°CDB	-28 ~ 35					
		Water side	Min.~Max.	°C	10 ~ 63					
Sound power level	Nom.		dBA	45,6						
Sound pressure level	Nom.		dBA	32,8						
Outdoor Unit				EPRA	14DV3/W1	16DV3/W1	18DV3/W1			
Dimensions	Unit	Height x Width x Depth	mm	1,003 x 1,270 x 533						
Weight	Unit		kg	146 / 151						
Compressor	Quantity			1						
	Type			Hermetically sealed scroll compressor						
Operation range	Cooling	Min.~Max.	°CDB	-28 ~ 35						
	Domestic hot water	Min.~Max.	°CDB	-28 ~ 35						
Refrigerant	Type			R-32						
	GWP			675						
	Charge		kg	4,20						
	Charge		TCO ₂ Eq	2,84						
	Control			Expansion valve						
LW(A) Sound power level (according to EN14825)				54						
Sound pressure level (at 1 meter)	Nom.			43,0				48,0		
Power supply	Name/Phase/Frequency/Voltage		Hz/V	V3/1~/50/230 / W1/3~/50/400						
Current	Recommended fuses		A	32/16						

Daikin Altherma 3 H HT ECH₂O

Floor standing air-to-water heat pump for **bivalent heating and hot water** with thermal solar support

- › Integrated solar unit, offering top comfort in heating and hot water
- › Maximum use of renewable energy: uses heat pump technology for heating and solar support for space heating and domestic hot water production
- › Fresh water principle: hygienic water, with no need for thermal legionella disinfection
- › Maintenance-free tank: no corrosion, anode, scale or lime deposits, and no loss of water through safety valve
- › Bivalent system: combinable with a secondary heat source
- › Heat loss is reduced to a minimum thanks to the high quality insulation
- › App control possible for managing heating and hot water operation
- › Heat pump operation down to -28 °C



up to



011-1W0355-356
011-1W0359-360
011-1W0363-364

Heat pumps

Efficiency data				ETSHB-D + EPRA		18P30D + 14DV/W	16P50D + 14DV/W	18P30D + 16DV/W	18P50D + 16DV/W	18P30D + 18DV/W	18P50D + 18DV/W
Space heating	Average climate water outlet 55 °C	General	SCOP	3,58 / 3,57							
			η _s (Seasonal space heating efficiency)	140							
		Seasonal space heating eff. class	A++								
	Average climate water outlet 35 °C	General	SCOP	4,51 / 4,71							
			η _s (Seasonal space heating efficiency)	177 / 186							
			Seasonal space heating eff. class	A+++							
Domestic hot water heating	General	Declared load profile		L	XL	L	XL	L	XL		
	Average climate	COP _{dhw}		2,38	2,58 / 2,75	2,38	2,58 / 2,75	2,38	2,58 / 2,75		
		η _{wh} (water heating efficiency)		101	108 / 115	101	108 / 115	101	108 / 115		
		Water heating energy efficiency class		A							
Indoor Unit				ETSHB		16P30D	16P50D	16P30D	16P50D	16P30D	16P50D
Casing	Colour	Traffic white (RAL9016) / Dark grey (RAL7011)									
	Material	Impact resistant polypropylene									
Dimensions	Unit	Height x Width x Depth	mm	1,891 x 590 x 615		1,896 x 785 x 790		1,891 x 590 x 615		1,896 x 785 x 785	
Weight	Unit		kg	79	100	79	100	79	100		
Tank	Water volume		l	294	477	294	477	294	477		
	Maximum water temperature		°C	85							
Operation range	Heating	Ambient	Min.~Max.	-28 ~ 35							
		Water side	Min.~Max.	15 ~ 70							
	Domestic hot water	Ambient	Min.~Max.	-28 ~ 35							
		Water side	Min.~Max.	10 ~ 73							
Sound power level	Nom.		dBA	45,6							
Sound pressure level	Nom.		dBA	32,8							
Outdoor Unit				EPRA		14DV3/W1	16DV3/W1	18DV3/W1			
Dimensions	Unit	Height x Width x Depth	mm	1,003 x 1,270 x 533							
Weight	Unit		kg	146 / 151							
Compressor	Quantity			1							
	Type			Hermetically sealed scroll compressor							
Operation range	Heating	Min.~Max.	°CDB	-28 ~ 35							
	Domestic hot water	Min.~Max.	°CDB	-28 ~ 35							
Refrigerant	Type			R-32							
	GWP			675							
	Charge		kg	4,20							
	Charge Control		TCO ₂ Eq	2,84							
				Expansion valve							
LW(A) Sound power level (according to EN14825)				54							
Sound pressure level (at 1 meter)	Nom.			43,0				48,0			
Power supply	Name/Phase/Frequency/Voltage		Hz/V	V3/1~/50/230 / W1/3~/50/400							
Current	Recommended fuses		A	32/16							

Daikin Altherma 3 H HT ECH₂O

Floor standing air-to-water heat pump for heating, cooling and hot water with thermal solar support

- › Integrated solar unit, offering top comfort in heating, hot water and cooling
- › Maximum use of renewable energy: uses heat pump technology for heating and solar support for space heating and domestic hot water production
- › Fresh water principle: hygienic water, with no need for thermal legionella disinfection
- › Maintenance-free tank: no corrosion, anode, scale or lime deposits, and no loss of water through safety valve
- › Solar support of domestic hot water with pressureless (drain-back) solar system
- › Heat loss is reduced to a minimum thanks to the high quality insulation
- › App control possible for managing heating, hot water and cooling operation
- › Outdoor unit extracts heat from the outdoor air, even at -28 °C
- › Possible to connect to photovoltaic solar panels to provide energy for your heat pump



up to



Efficiency data				ET SX + EPRA	16P30D + 14DV/W	16P50D + 14DV/W	16P30D + 16DV/W	16P50D + 16DV/W	16P30D + 18DV/W	16P50D + 18DV/W
Space heating	Average climate water outlet 55 °C	General	SCOP ηs (Seasonal space heating efficiency) Seasonal space heating eff. class		3,62 / 3,63 142 A++					
	Average climate water outlet 35 °C	General	SCOP ηs (Seasonal space heating efficiency) Seasonal space heating eff. class		4,57 / 4,81 180 / 190 A+++					
Domestic hot water heating	General climate	Declared load profile			L	XL	L	XL	L	XL
	Average	COP _{dhw}		2,38	2,75 / 2,67	2,38	2,75 / 2,67	2,38	2,75 / 2,67	
	Water volume	η _{wh} (water heating efficiency)		101	115 / 111	101	115 / 111	101	115 / 111	
	Maximum water temperature	Water heating energy efficiency class		A						
Indoor Unit				ET SX	16P30D	16P50D	16P30D	16P50D	16P30D	16P50D
Casing	Colour	Traffic white (RAL9016) / Dark grey (RAL7011)								
	Material	Impact resistant polypropylene								
Dimensions	Unit	Height x Width x Depth	mm	1,891 x 590 x 615	1,896 x 785 x 785	1,891 x 590 x 615	1,896 x 785 x 785	1,891 x 590 x 615	1,896 x 785 x 785	
Weight	Unit		kg	77	94	77	94	77	94	
Tank	Water volume		l	294	477	294	477	294	477	
Operation range	Heating	Ambient	Min.~Max.	-28~35						
		Water side	Min.~Max.	15~70						
	Cooling	Ambient	Min.~Max.	10~43						
		Water side	Min.~Max.	5~22						
	Domestic hot water	Ambient	Min.~Max.	-28~35						
		Water side	Min.~Max.	10~63						
Sound power level	Nom.		dBA	45.6						
Sound pressure level	Nom.		dBA	32.8						
Outdoor Unit				EPRA	14DV3/W1	16DV3/DW1	18DV3/DW1			
Dimensions	Unit	Height x Width x Depth	mm		1,003 x 1,270 x 533					
Weight	Unit		kg		146/151					
Compressor	Quantity				1					
	Type				Hermetically sealed scroll compressor					
Operation range	Heating	Min.~Max.	°CDB	-28 ~ 43						
	Cooling	Min.~Max.	°CDB	10 ~ 43						
	Domestic hot water	Min.~Max.	°CDB	-25 ~ 35						
Refrigerant	Type			R-32						
	GWP			675.0						
	Charge		kg	4.20						
	Charge		TCO ₂ Eq	2,84						
	Control			Expansion valve						
LW(A) Sound power level (according to EN14825)				54						
Sound pressure level (at 1 meter)	Nom.			43,0			48,0			
Power supply	Name/Phase/Frequency/Voltage		Hz/V	V3/1~/50/230 / W1/3~/50/400						
Current	Recommended fuses		A	32/16						

Daikin Altherma 3 H HT ECH₂O

Floor standing air-to-water heat pump for **bivalent heating, cooling and hot water** with thermal solar support

- › Integrated solar unit, offering top comfort in heating and hot water
- › Maximum use of renewable energy: uses heat pump technology for heating and solar support for space heating and domestic hot water production
- › Fresh water principle: hygienic water, with no need for thermal legionella disinfection
- › Maintenance-free tank: no corrosion, anode, scale or lime deposits, and no loss of water through safety valve
- › Bivalent system: combinable with a secondary heat source
- › Heat loss is reduced to a minimum thanks to the high quality insulation
- › App control possible for managing heating and hot water operation



up to



Efficiency data				ETSXB-D + EPRA	16P30D + 14DV/W	16P50D + 14DV/W	16P30D + 16DV/W	16P50D + 16DV/W	16P30D + 18DV/W	16P50D + 18DV/W
Space heating	Average climate water outlet 55 °C	General	SCOP	3,62 / 3,63						
			ηs (Seasonal space heating efficiency)	142						
			Seasonal space heating eff. class	A++						
Average climate water outlet 35 °C	General	SCOP	4,57 / 4,81							
		ηs (Seasonal space heating efficiency)	180 / 190							
		Seasonal space heating eff. class	A+++							
Domestic hot water heating	Average climate	General	Declared load profile	L	XL	L	XL	L	XL	
			COPdhw	2,38	2,58 / 2,75	2,38	2,58 / 2,75	2,38	2,58 / 2,75	
			ηwh (water heating efficiency)	101	108 / 115	101	108 / 115	101	108 / 115	
Water heating energy efficiency class			A							
Indoor Unit				ETSXB-D	16P30D	16P50D	16P30D	16P50D	16P30D	16P50D
Casing	Colour	Traffic white (RAL9016) / Dark grey (RAL7011)								
	Material	Impact resistant polypropylene								
Dimensions	Unit	Height x Width x Depth	mm	1,891 x 590 x 615	1,896 x 785 x 785	1,891 x 590 x 615	1,896 x 785 x 785	1,891 x 590 x 615	1,896 x 785 x 785	
Weight	Unit		kg	79	100	79	100	79	100	
Tank	Water volume		l	294	477	294	477	294	477	
Operation range	Heating	Ambient	Min.~Max.	°C						
		Water side	Min.~Max.	°C						
				°CDB						
	Cooling	Ambient	Min.~Max.	°CDB						
		Water side	Min.~Max.	°C						
				°CDB						
Domestic hot water	Ambient	Min.~Max.	°CDB							
	Water side	Min.~Max.	°C							
Sound power level	Nom.		dBA	45,6						
Sound pressure level	Nom.		dBA	32,8						
Outdoor Unit				EPRA	14DV3/DW1	16DV3/W1	18DV3/W1			
Dimensions	Unit	Height x Width x Depth	mm	1,003 x 1,270 x 533						
Weight	Unit		kg	146/151						
Compressor	Quantity			1						
	Type			Hermetically sealed scroll compressor						
Operation range	Heating	Min.~Max.	°CDB	-28 ~ 35						
	Cooling	Min.~Max.	°CDB	10 ~ 43						
	Domestic hot water	Min.~Max.	°CDB	-25 ~ 35						
Refrigerant	Type			R-32						
	GWP			675,0						
	Charge		kg	4,20						
	Charge		TCO ₂ Eq	2,84						
	Control			Expansion valve						
LW(A) Sound power level (according to EN14825)				54						
Sound pressure level (at 1 meter)	Nom.			43,0				48,0		
Power supply	Name/Phase/Frequency/Voltage		Hz/V	V3/1~/50/230 / W1/3~/50/400						
Current	Recommended fuses		A	32/16						

Daikin Altherma 3 H HT W

wall mounted unit

Why choose Daikin wall mounted unit?

The Daikin Altherma 3 split wall mounted unit offers heating and cooling with high flexibility for a quick and easy installation, with an optional connection to deliver domestic hot water.

High flexibility for installation and domestic hot water connection

- › Inclusion of all hydraulic components means no third party components are required
- › PCB board and hydraulic components are located in the front for easy access
- › Compact dimensions allows for small installation space, as almost no side clearances are required
- › The unit's sleek design blends in with other household appliances
- › Combine with a stainless steel or ECH₂O thermal store



Flexibility in providing domestic hot water

If the end user requires hot water and installation height is limited, a separate stainless steel tank provides the required installation flexibility.

ECH₂O thermal store range: additional hot water comfort.

Combine your wall mounted unit with a thermal store for additional hot water comfort.

- › Fresh water principle: receive domestic hot water on demand while eliminating the risk of contamination and sedimentation
- › Optimal domestic hot water performance: with high tapping performance
- › Fit for future possibility to integrate with renewable solar energy and other heat sources, e.g. fireplace
- › Lightweight and robust build on the unit combined with cascade principle offers flexible installation options



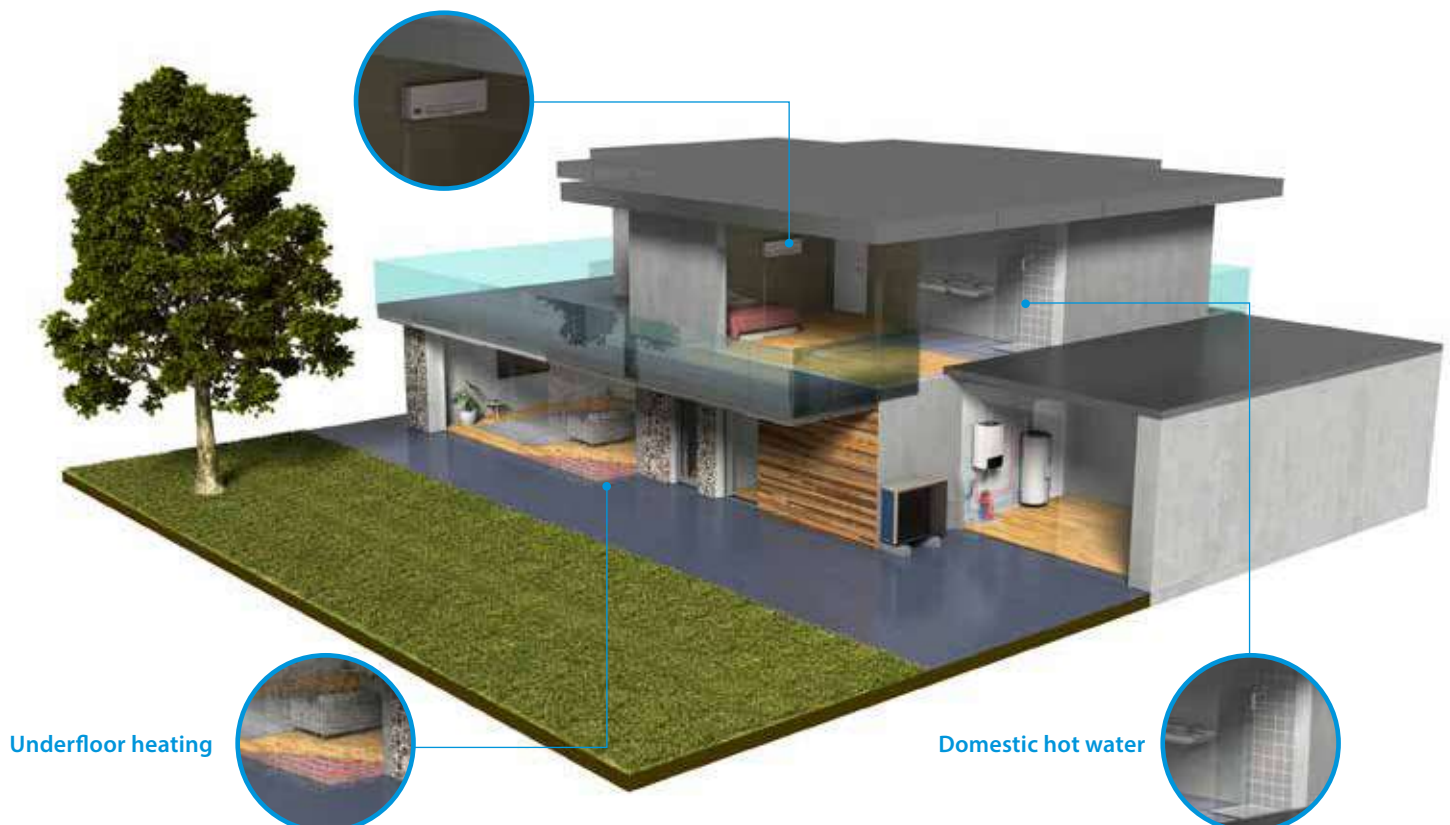
Heat pumps

Flexibility in providing space heating

Daikin Altherma 3 H HT W is the perfect choice in case the end user is looking for space heating or cooling while domestic hot water is provided by another system.

Example of installation with a stainless steel domestic hot water tank.

Heating and cooling



Underfloor heating

Domestic hot water

Daikin Altherma 3 H HT W

Wall mounted **heating only** air-to-water heat pump

- > Inclusion of all hydraulic components means no third party components are required
- > PCB board and hydraulic components are located in the front for easy access
- > Compact dimensions allows for small installation space, as almost no side clearances are required
- > The unit's sleek design blends in with other household appliances
- > Combine with a stainless steel tank or ECH₂O thermal store
- > Heat pump operation down to -28 °C



up to




Efficiency data				ETBH + EPRA	16D6V + 14DV/DW	16D9W + 14DV/DW	16D6V + 16DV/W	16D9W + 16DV/W	16D6V + 18DV/DW	16D9W + 18DV/DW
Space heating	Average climate water outlet 55 °C	General	SCOP	3,58 / 3,57						
			ηs (Seasonal space heating efficiency) %	140						
	Average climate water outlet 35 °C	General	Seasonal space heating eff. class	A++						
			SCOP	4,51 / 4,71						
			ηs (Seasonal space heating efficiency) %	177 / 186						
			Seasonal space heating eff. class	A+++						
Indoor Unit				ETBH	16D6V	16D9W	16D6V	16D9W	16D6V	16D9W
Casing	Colour	White + Black								
	Material	Sheet metal								
Dimensions	Unit	Height x Width x Depth	mm	840 x 440 x 390						
Weight	Unit	kg		42						
Operation range	Heating	Water side	Min.~Max. °C	18 ~ 70						
	Domestic hot water	Water side	Min.~Max. °C	25 ~ 80						
Sound power level	Nom.	dBA		44						
Sound pressure level	Nom.	dBA		30						
Outdoor Unit				EPRA	14DV3/DW1	16DV3/W1		18DV3/DW1		
Dimensions	Unit	Height x Width x Depth	mm	1,003 x 1,270 x 533						
Weight	Unit	kg		146/151						
Compressor	Quantity	1								
	Type	Hermetically sealed scroll compressor								
Operation range	Cooling	Min.~Max.	°CDB	-28 ~ 35						
	Domestic hot water	Min.~Max.	°CDB	-25 ~ 35						
Refrigerant	Type	R-32								
	GWP	675.0								
	Charge	kg		4.20						
	Charge	TCO ₂ Eq		2,84						
	Control	Expansion valve								
LW(A) Sound power level (according to EN14825)				54						
Sound pressure level (at 1 meter)	Nom.				43,0			48,0		
Power supply	Name/Phase/Frequency/Voltage	Hz/V		V3/1~/50/230 / W1/3~/50/400						
Current	Recommended fuses	A		32/16						

Daikin Altherma 3 H HT W

Wall mounted reversible air-to-water heat pump

- › Inclusion of all hydraulic components means no third party components are required
- › PCB board and hydraulic components are located in the front for easy access
- › Compact dimensions allows for small installation space, as almost no side clearances are required
- › The unit's sleek design blends in with other household appliances
- › Combine with a stainless steel tank or ECH₂O thermal store
- › Heat pump operation down to -28 °C



Heat pumps

Efficiency data				ETBX + EPRA	16D6V + 014DV/W	16D9W + 14DV/W	16D6V + 16DV/W	16D9W + 16DV/W	16D6V + 18DV/W	16D9W + 18DV/W
Space heating	Average climate water outlet 55 °C	General	SCOP	3,62 / 3,63						
			ηs (Seasonal space heating efficiency) %	142						
	Average climate water outlet 35 °C	General	Seasonal space heating eff. class	A++						
			SCOP	4,57 / 4,81						
			ηs (Seasonal space heating efficiency) %	180 / 190						
			Seasonal space heating eff. class	A+++						
Indoor Unit				ETBX	16D6V	16D9W	16D6V	16D9W	16D6V	16D9W
Casing	Colour				White + Black					
	Material				Sheet metal					
Dimensions	Unit	Height x Width x Depth	mm	840 x 440 x 390						
Weight	Unit	kg		42						
Operation range	Heating	Water side Min.~Max.	°C	18 ~ 70						
	Cooling	Water side Min.~Max.	°C	5 ~ 50						
	Domestic hot water	Water side Min.~Max.	°C	25 ~ 80						
Sound power level	Nom.	dBA		44						
Sound pressure level	Nom.	dBA		30						
Outdoor Unit				EPRA	14DV3/DW1	16DV3/W1		18DV3/DW1		
Dimensions	Unit	Height x Width x Depth	mm	1,003 x 1,270 x 533						
Weight	Unit	kg		146/151						
Compressor	Quantity				1					
	Type				Hermetically sealed scroll compressor					
Operation range	Cooling	Min.~Max.	°CDB	10 ~ 43						
	Heating	Min.~Max.	°CDB	-28 ~ 35						
	Domestic hot water	Min.~Max.	°CDB	-25 ~ 35						
Refrigerant	Type				R-32					
	GWP				675.0					
	Charge	kg		4,20						
	Charge	TCO ₂ Eq		2,84						
	Control				Expansion valve					
LW(A) Sound power level (according to EN14825)				54						
Sound pressure level (at 1 meter)	Nom.			43,0				48,0		
Power supply	Name/Phase/Frequency/Voltage		Hz/V	V3/1~/50/230 / W1/3~/50/400						
Current	Recommended fuses		A	32/16						

Combination table and options

Combination table and options			Wall mounted		
			H/O (White)	Reversible (White)	
			ETBH16DA6V	ETBX16DA6V	
			ETBH16DA9W	ETBX16DA9W	
Type	Description	Material name			
Outdoor unit		EPRA14DAV3/W1	●	●	
		EPRA16DAV3/W1	●	●	
		EPRA18DAV3/W1	●	●	
Controllers	Wired room thermostat	BRC1HHDA*	●	●	
	Wired digital thermostat	EKWCTRD1V3	●	●	
	Wired analog thermostat	EKWCTRAN1V3	●	●	
	Valve actuator	EKWCVATR1V3	●	●	
	Wired underfloor heating base station	EKWUFHTA1V3	●	●	
	LAN Adapters + APP		BRP069A61	●	●
			BRP069A62	●	●
W-LAN adapter	T.B.C.	●	●		
Heat pump convector	Floor standing	FWXV10-15-20ATV3	●	●	
	Wall mounted	FWXT10-15-20ATV3	●	●	
	Concealed	FWXM10-15-20ATV3	●	●	
Domestic hot water tank	Stainless steel tank	EKHWS(U)150D3V3	●	●	
		EKHWS(U)180D3V3	●	●	
		EKHWS(U)200D3V3	●	●	
		EKHWS(U)250D3V3	●	●	
		EKHWS(U)300D3V3	●	●	
	Polypropylene tank	EKHWP300B	● (1)	● (1)	
		EKHWP500B	● (2)	● (2)	
		EKHWP300PB	● (1)	● (1)	
		EKHWP500PB	● (2)	● (2)	
	Third party tank kit	EKHYPART	● (3)	● (3)	
		EKHYPART2	● (4)	● (4)	
	Options	Bi-zone kit	BZKA7V3	●	●
		Remote indoor sensor	KRCS01-1	● (5)	● (5)
Remote outdoor sensor		EKRSCA1	● (5)	● (5)	
PC USB cable		EKPCCAB4	●	●	
Universal centralized controller		EKCC8-W	●	●	
Digital I/O PCB		EKRPIHBAA	● (6)	● (6)	
Demand PCB		EKRPIAHTA	●	●	
Freeze protection valve		AFVALVE1	●	●	
Conversion kit H/O => reversible			EKHBCONV	●	
		EKHVCONV2			
Dedicated options for ECH ₂ O unit	Backup heater switch box	EKBHWSWB			
	Backup heater 1kW	EKBUB1C			
	Backup heater 3kW	EKBUB3C			
	Backup heater 9kW	EKBU9C			
	Room thermostat	EHS157034			
	Mixer module	EHS157067			
	Optional outdoor sensor	EKRSC1			
	Gateway for Apps	EHS157056			
	Hydraulic separator	172900			
	Heat insulation for HWC	172901			
	Pump group with mixer module	156075			
	Pump group without mixer module	156077			
	Connection kit for MK1	156053			
	Dirt separator SAS1	156021			
	Dirt separator SAS2	156023			
	Biv Connector Kit	141589			
	DB connector Kit	141590			
	Terminal connection kit	141592			
	Connector external heater	141591			

(1) Dedicated connection kit: EKEPHT3H.

(2) Dedicated connection kit: EKEPHT5H (3) EKHY3PART can be used if you have a tank in which you can insert the thermistor.

(4) EKHY3PART2 can needs to be used if you have a tank in which you can't insert a thermistor. (5) Only 1 sensor can be connected: indoor OR outdoor sensor.

(6) Additional relays to allow bivalent control in combination with external room thermostat are field supply.

Daikin Altherma R HT



Why choose a Daikin Altherma high temperature split?

The Daikin Altherma high temperature split is the perfect heating solution to upgrade an old heating and hot water system to achieve more cost savings and energy efficiency, without replacing the existing piping and radiators.

✓ Comfort

Best for renovation projects

Air-to-water high temperature heat pumps are ideal for renovations and replacing old boilers. Daikin Altherma high temperature split's compact design requires minimal installation space and integrates seamlessly with your existing piping and radiators. Minimal installation ensures you can enjoy the energy efficiency of a heat pump without having to replace your entire system.

- › Easy replacement: reuse existing piping/radiators
- › Reduced installation time
- › Limited installation space needed as the indoor unit and domestic hot water tank can be stacked together
- › No need to change existing radiators and piping as water temperatures can be increased up to 80 °C for heating and domestic hot water use



Whether your customer wants only domestic hot water or the advantage of solar energy, Daikin offers a wide range of options, including:

Stainless steel domestic hot water tank

The domestic hot water tank can be stacked on top of the indoor unit to save space, or installed next to each other if space is available.

- › Available in 200 or 250 litres
- › Efficient temperature heating: from 10 °C – 50 °C in only 60 minutes*

*Test completed with a 16 kW outdoor unit at ambient temperature of 7 °C for a 200 litre tank.



ECH₂O thermal store: hot water savings with solar energy

Combine the Daikin Altherma heat pump with a thermal store to reduce energy costs by taking advantage of the sun's renewable energy. Built for small and large homes, customers can choose from a pressureless or pressurised hot water system.



✓ Energy efficiency

Powered by renewable energy

Powered by **65% renewable energy** extracted from the air and 35% electricity, our Daikin Altherma high temperature heat pump provides heating and hot water with A+ energy efficiency.

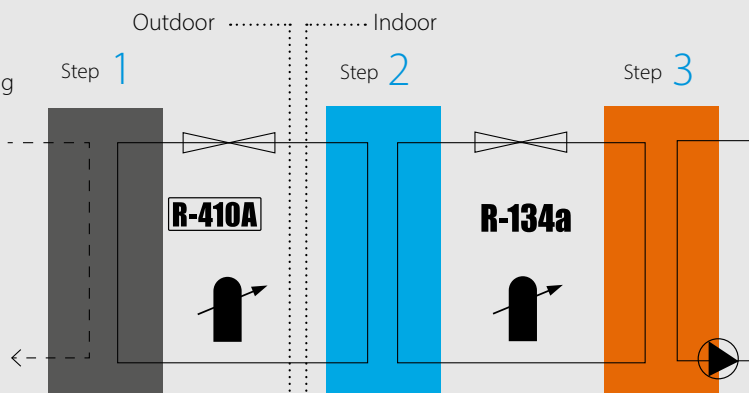
✓ Reliability

The Daikin Altherma high temperature split optimises its technology to deliver reliable year-round comfort, even in the most extreme climates.

- › 11-15 kW capacities
- › Low running costs and optimum comfort at even the coldest outdoor temperatures, thanks to the unique cascade compressor approach
- › Works with existing high temperature radiators up to 80 °C without an additional backup heater

Cascade technology

High performance heating in 3 steps to achieve 80 °C water temperature without using an additional backup heater



1 The **outdoor unit** extracts heat from the ambient outdoor air. This heat is transferred to the indoor unit via R-410A refrigerant

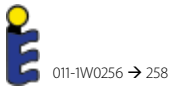
2 The **indoor unit** increases the temperature with R-134a refrigerant

3 The **refrigerant circuit** transfers the heat to the water in the system

Daikin Altherma R HT

Floor standing **heating only** air to water heat pump combinable **with existing radiators**

- › Energy efficient heating only system based on air to water heat pump technology
- › Single phase floor standing indoor unit up to 16kW
- › Three phase floor standing indoor unit up to 16kW
- › High temperature application: up to 80 °C without electric heater
- › Easy replacement of existing boiler, without changing heating pipes
- › Combinable with high temperature radiators
- › Low energy bills and low CO₂ emissions
- › Inverter controlled scroll compressor







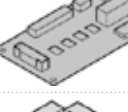
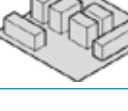
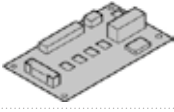
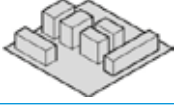
Efficiency data		EKHBRD + ERRQ/ERSQ		011ADV17 + ERRQ011AV1	011ADV17 + ERSQ011AV1	014ADV17 + ERRQ014AV1	014ADV17 + ERSQ014AV1	016ADV17 + ER(R/S) Q016AV1	011ADY17 + ERRQ011AY1	011ADY17 + ERSQ011AY1	014ADY17 + ERRQ014AY1	014ADY17 + ERSQ014AY1	016ADY17 + ER(R/S) Q016AY1
Heating capacity	Nom.	kW		11.3 (1) / 11.0 (2) / 11.2 (3)	14.5 (1) / 14.0 (2) / 14.4 (3)	16.0 (1) / 16.0 (2) / 16.0 (3)	11.3 (1) / 11.0 (2) / 11.2 (3)	14.5 (1) / 14.0 (2) / 14.4 (3)	16.0 (1) / 16.0 (2) / 16.0 (3)				
Power input	Heating Nom.	kW		3.80 (1) / 4.40 (2) / 2.67 (3)	3.87 (1) / 4.40 (2) / 2.67 (3)	5.02 (1) / 5.65 (2) / 3.87 (3)	5.09 (1) / 5.65 (2) / 3.87 (3)	5.86 (1) / 6.65 (2) / 4.31 (3)	3.80 (1) / 4.40 (2) / 2.67 (3)	3.87 (1) / 4.40 (2) / 2.67 (3)	5.02 (1) / 5.65 (2) / 3.87 (3)	5.09 (1) / 5.65 (2) / 3.87 (3)	5.86 (1) / 6.65 (2) / 4.31 (3)
COP				2.97 (1) / 2.50 (2) / 4.20 (3)	2.92 (1) / 2.50 (2) / 4.20 (3)	2.89 (1) / 2.48 (2) / 3.72 (3)	2.85 (1) / 2.48 (2) / 3.72 (3)	2.73 (1) / 2.41 (2) / 3.72 (3)	2.97 (1) / 2.50 (2) / 4.20 (3)	2.92 (1) / 2.50 (2) / 4.20 (3)	2.89 (1) / 2.48 (2) / 3.72 (3)	2.85 (1) / 2.48 (2) / 3.72 (3)	2.73 (1) / 2.41 (2) / 3.72 (3)
Space heating	Average climate water outlet 55 °C	General	SCOP	2.96		2.98		3.01	2.96		2.98		3.01
		η _s (Seasonal space heating efficiency)	%	115		116		117	115		116		117
	Average climate water outlet 35 °C	General	SCOP	2.70		2.81		2.88	2.70		2.81		2.88
		η _s (Seasonal space heating efficiency)	%	105		110		112	105		110		112
		Seasonal space heating eff. class		C		B			C		B		
				A+									

Indoor Unit		EKHBRD		011ADV17	014ADV17	016ADV17	011ADY17	014ADY17	016ADY17	
Casing	Colour	Metallic grey								
	Material	Precoated sheet metal								
Dimensions	Unit	Height x Width x Depth		705 x 600 x 695						
Weight	Unit	kg		144			147			
Operation range	Heating	Ambient	Min.~Max.	-20.0 / 0.00 ~20						
		Water side	Min.~Max.	25~80.0						
	Domestic hot water	Ambient	Min.~Max.	-20.0 ~35.0						
		Water side	Min.~Max.	25~80						
Refrigerant	Type	R-134a								
	Charge	kg		2.60						
	Charge	TCO ₂ Eq		3.718						
Sound pressure level	Nom.	dBA		43.0 / 46.0 / 0.00 / 0.00	45.0 / 46.0 / 0.00 / 0.00	46.0 / 46.0 / 0.00 / 0.00	43.0 / 46.0 / 0.00 / 0.00	45.0 / 46.0 / 0.00 / 0.00	46.0 / 46.0 / 0.00 / 0.00	
	Night quiet mode Level 1	dBA		40.0 / 0.00 / 0.00	43.0 / 0.00 / 0.00	45.0 / 0.00 / 0.00	40.0 / 0.00 / 0.00	43.0 / 0.00 / 0.00	45.0 / 0.00 / 0.00	

Outdoor Unit		ERRQ-011AV1	ERSQ-011AV1	ERRQ-014AV1	ERSQ-014AV1	ERRQ/ERSQ 016AV1	ERRQ-011AY1	ERSQ-011AY1	ERRQ-014AY1	ERSQ-014AY1	ERRQ/ERSQ 016AY1
Dimensions	Unit	Height x Width x Depth		1,345 x 900 x 320							
Weight	Unit	kg		120							
Compressor	Quantity	1									
	Type	Hermetically sealed scroll compressor									
Operation range	Heating	Min.~Max.		-20~-20							
	Domestic hot water	Min.~Max.		-20~35							
Refrigerant	Type	R-410A									
	GWP	2,087.5									
	Charge	kg		4.5							
	Charge	TCO ₂ Eq		9.4							
		Expansion valve (electronic type)									
Sound power level	Heating	Nom.		dBA	68	69	71	68	69	71	
Sound pressure level	Heating	Nom.		dBA	52	53	55	52	53	55	
Power supply	Name/Phase/Frequency/Voltage		Hz/V	V1/1~/50/220-440				Y1/3~/50/380-415			
Current	Recommended fuses		A	25				16			

(1)EW 55 °C; LW 65 °C; Dt 10 °C; ambient conditions: 7 °CDB/6 °CWB | (2)EW 70 °C; LW 80 °C; Dt 10 °C; ambient conditions: 7 °CDB/6 °CWB | (3)EW 30 °C; LW 35 °C; Dt 5 °C; ambient conditions: 7 °CDB/6 °CWB | Contains fluorinated greenhouse gases.

Options

	Type	Material name
Controllers		Remote user interface EKRUHTB
		Room thermostat (wired) EKRTWA
		Room thermostat (wireless) EKTR1
		Centralised controller kit EKCC-W
		DCOM gateway DCOM-LT/IO
		DCOM gateway DCOM-LT/MB
Adapter		Demand PCB EKR1AHTA
		Digital I/O PCB EKR1HBAA
Back-up heater		Back-up heater for HT 1~ EKBUHAA6V3
		Back-up heater for HT 3~ EKBUHAA6W1
		Bottom plate heater EKBPHTH16A
Installation		UK tank kit EKUHWHTA
		Stand alone kit EKFMAHTB
Sensor		External sensor EKRTETS
Valve		Refrigerant stop valves EKRSVHTA
Others		Compatibility kit 1 EKMKHT1A
		Compatibility kit 2 EKMKHT2A



Daikin Altherma M HW



Why choose a monobloc domestic hot water heat pump?

The high performance monobloc domestic hot water heat pump is a recent addition to the Daikin water heater range. Enhanced hot water comfort with quiet operation, easy handling, flexibility of installation and different integration possibilities. Perfect for renovation and new build.

✓ High performance

- › Delivering high comfort hot water of temperatures up to 55 °C with the heat pump only
- › Among the most quiet with 53 dBA sound power and 36 dBA at 2 meters
- › High tapping rate L, XL for guaranteeing maximum domestic hot water flow
- › A+ seasonal energy efficiency

✓ Easy to install and control

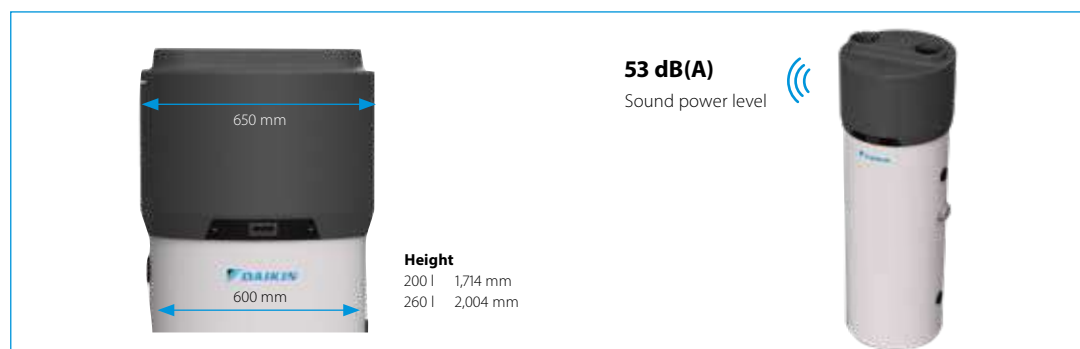
- › All components are built-in and ready to work
- › Compact sizes and low weight, which make it easily manoeuvrable through small doors and spaces
- › Easy connection, from top of the unit, maximizes placing possibilities
- › 3 easy operating modes, Eco – Auto – Boost, for your personal preferences

✓ Renewable power

- › Produces domestic hot water by extracting energy from the outside air
- › For the 260 liter an extra coil possibility exists for solar water heating
- › The monobloc can be standard connected to a PV installation severely minimizing running costs

✓ Year-round reliability

- › Total thermal power up to 3.4 kW ensures optimal hot water comfort
- › Wide operation range: down to -7 °C outside temperature with the heat pump unit, and below -7 °C with electrical heating element support
- › Guaranteed optimal comfort by heat pump up to 38 °C outside temperature



Daikin Altherma M HW

Enhanced hot water comfort

- › Quiet operation: with 36 dBA at 2 m, one of the most silent products in its kind
- › Easy handling: thanks to its compact size, it can easily pass through the doorway
- › Enhanced comfort: the 3 operating modes will give an answer to all your needs
- › Solar connectivity: empower your house with renewable energy
- › Wide operation range: down to -7 °C outside temperature with the heat pump, below -7 °C electrical heating element support



011-1W0215 → 217



* max ECO cycle
** max Automatic cycle

Indoor unit		EKHH2E		2E200AV3(3)		2E260AV3(3)		2E260PAV3(3)		
Heat up time	Max.	hh:mm		08:17:00 (3) / 06:30:44 (4)		10:14:00 (3) / 07:56:46 (4)		10:14:00 (3) / 07:46:46 (4)		
COP				2.94 (1) / 3.30 (2)		3.10 (1) / 3.60 (2)				
Domestic hot water	Output	Nom	kW			1.8				
Equivalent hot water	Max		l	275				342		
Dimensions	Unit	Height	mm	1,714				2,004		
		Diameter	mm			650				
Weight	Unit	Empty	kg	83		95		112		
		Full	kg	282		349		358		
		Packed unit	kg	100		120		140		
Installation place						Indoor				
IP class						IP-X4				
Compressor	Type					Rotary non-inverter				
Refrigerant	Type					R-134a				
	GWP					1,430.0				
	Charge	TCO ₂ Eq				1.287				
Heat pump	Casing	Colour				White body / Black top				
		Material				Cover: EPP top finishing				
	Defrost method						Active with hot gas valve			
	Automatic defrost start		°C				-2			
	System pressure		Max.	bar			7			
	Operation Ambient range		Min.	°CDB			-7			
			Max.	°CDB			38			
Tank	Integrated heating element power	Nom.	kW			1.5				
	Casing	Colour				White				
		Material				Embossed ABS				
	Dimensions	Unit	Height	mm	1,210				1,500	
		Operation Water side range		Min.	°C			10		
		Max.	°C			56				
Installation		Solar thermal connection possible						1		
Standing heat loss			W	60		70		71		
Domestic hot water heating	General	Declared load profile		L				XL		
		Water heating energy efficiency class				A+				
		Thermostat temperature setting		°C		55				
	Average climate	AEC (Annual electricity consumption)	kWh		835				1,323	
		η _{wh} (water heating efficiency)	%		123		127		117	
	Cold climate	AEC (Annual electricity consumption)	kWh		1,091				1,826	
		η _{wh} (water heating efficiency)	%		94		92			
Warm climate	AEC (Annual electricity consumption)	kWh		756				1,296		
	η _{wh} (water heating efficiency)	%		135		129				
Sound power level	Domestic hot water heating	Indoor unit	dBA			53				
Heat pump	Power supply	Phase				1P				
		Frequency	Hz			50				
		Voltage	V			230				
		Maximum running current	A			2.4				
Tank	Power supply	Phase				1P				
		Frequency	Hz			50				
		Voltage	V			230				

(1) Temperature of incoming air supply = 7 °C, temperature of boiler storage environment = 20 °C, water heated from 10 °C to 55 °C (according to UNI EN 16147-2011).
 (2) Temperature of incoming air supply = 15 °C, temperature of boiler storage environment = 20 °C, water heated from 10 °C to 55 °C (according to UNI EN 1614 7-2011).
 (3) Indoor temperature : 29 °CDB, 19 °CWB; outdoor temperature : 46 °CDB, 24 °CWB.
 (4) Indoor temperature : 27 °CDB, 19 °CWB; outdoor temperature : 35 °CDB, 24 °CWB.

Daikin Altherma R HW



Why choose a split domestic hot water heat pump?

The split domestic hot water heat pump is the ideal replacement for an electric domestic hot water tank to provide semi-instantaneous hot water.

✓ Comfort

Fresh water principle

- › Domestic hot water production on demand means fresh water at all times
- › Minimum volume of stored domestic hot water prevents the risk of contamination and sedimentation

Easy installation

- › No water tank pressure and limited pressure in the heat exchanger
- › Low maintenance: no anode means no scale and lime deposits or corrosion
- › Compact and designed with additional controllers for easy installation and maintenance

✓ Reliability

- › Electrical backup (2.5 kW) ensures hot water under all circumstances; the 500 l tank can also be equipped with an external hydraulic backup
- › The ECH₂O thermal store is engineered to provide you with fresh, healthy and safe hot water
- › By just using the heat pump, the temperature of the water can reach up to 55 °C and its production is guaranteed down to -15 °C outside temperature

✓ Energy efficiency

- › Heat pump extracts renewable energy from the outside air to produce hot water
- › Increase energy saving and efficiency by connecting the unit to solar panels



Polypropylene casing, resistant to corrosion and shocks
Stainless steel heat exchanger for hot water production

Polyurethane insulation of 5 cm to 8 cm

Daikin Altherma R HW

Hot water in an efficient way

- › Domestic hot water is heated almost immediately
- › Combine it with solar heating for even better energy efficiency
- › Easy installation: no water tank pressure and only limited pressure in the heat exchanger
- › Low maintenance: no anode means no scale and lime deposits or corrosion
- › Electrical back-up (2.5 kW) ensures hot water under all circumstances. The 500 l tank can also be equipped with an external hydraulic back-up




A+
55 °C
R-410A

Heat pumps

Efficiency data		EKHHP + ERWQ		300A2V3 + 02AV3		500A2V3 + 02AV3	
Domestic hot water heating	General	Declared load profile		L		XL	
	Average climate	η _{wh} (water heating efficiency)		119		124	
		Water heating energy efficiency class				A+	
COP						4.30 (1)	
Indoor Unit		EKHHP		300A2V3		500A2V3	
Casing	Colour	Traffic white (RAL9016) / Dark grey (RAL7011)					
Dimensions	Unit	Height x Width x Depth		1,772 x 595 x 615		1,778 x 790 x 790	
Weight	Unit			70		80	
Tank	Water volume			294		477	
	Maximum water temperature			85			
Operation range	Domestic hot water	Ambient	Min.~Max.	°CDB		2~35	
		Water side	Min.~Max.	°C		5~55	
Refrigerant	Type				R-410A		
Outdoor Unit		ERWQ		02AV3		02AV3	
Dimensions	Unit	Height x Width x Depth		550 x 765 x 285			
Weight	Unit			35			
Compressor	Quantity				1		
	Type				Hermetically sealed swing compressor		
Operation range	Domestic hot water	Min.~Max.		°CDB		-15~35	
Refrigerant	Type				R-410A		
	GWP				2,087.5		
	Charge		kg		1.05		
	Charge		TCO ₂ Eq		2.2		
Sound pressure level	Heating	Nom.		dBA		47	
	Cooling	Nom.		dBA		47	
Power supply	Name/Phase/Frequency/Voltage				V3/1~/50/230		

(1) At 7 °C ambient temperature (2) Contains fluorinated greenhouse gases.



Daikin Altherma R Flex Type HT HW

Why choose a Daikin Altherma HT Flex Type?

Daikin Altherma HT Flex Type is ideal for large requirements of domestic hot water like apartment buildings or commercial spaces.

✓ Comfort

Domestic hot water

- › Equipped with air-to-water heat pump technology
- › Best system to meet high demands for hot water
- › Using renewable energy from the heat pump, the system can heat the hot water tank up to 75 °C without using an electric heater

✓ Energy efficiency

- › High energy efficiency achieves high sustainability and low operation costs
- › Inverter compressor continuously adjusts the compressor speed to meet actual demand. Fewer power-consuming starts and stops result in decreased energy consumption (up to 30%) and more stable temperatures

✓ Reliability

Modular system

One or more outdoor units can be connected to several indoor units (maximum 10 indoor units per outdoor unit)



Daikin Altherma R Flex Type HT HW

- › Low energy bills and low CO₂ emissions
- › Easy installation and maintenance
- › Customised to meet your building's needs:
up to 10 indoor units can be connected to 1 outdoor unit



Outdoor Unit				EMRQ	8AB	10AB	12AB	14AB	16AB
Heating capacity	Nom.			kW	22.4 (1)	28 (1)	33.6 (1)	39.2 (1)	44.8 (1)
Seasonal efficiency	Domestic hot water heating	General Average climate	Declared load profile η _{wh} (water heating efficiency)	%	XL				
						93		83.7	93
Casing	Colour	Daikin White							
	Material	Painted galvanized steel plate							
Dimensions	Unit	Height x Width x Depth		mm	1,680 x 1,300 x 765				
Weight	Unit			kg	331			339	
Operation range	Domestic hot water	Ambient	Min.~Max.	°CDB	-20~35				
Refrigerant	Type	R-410A							
	GWP	2,087.5							
Piping connections	Liquid Suction	OD		mm	9.52		12.7		
					High and low pressure gas	OD	mm	15.9	19.1
	Piping length	OU - IU	Max.		m	100			
Total piping length	System	Actual		m	120				
						300			
Sound power level	Heating	Nom.		dBA	78	80	83	84	
Sound pressure level	Heating	Nom.		dBA	58	60	62	63	
Power supply	Phase/Voltage			V	3~/380-415				
Current	Recommended fuses			A	20	25		40	

(1) Condition: Ta=7 °CDB/6 °CWB, 100% connection ratio
(2) Contains fluorinated greenhouse gases

Indoor Unit				EKHBRD	011ADV17	014ADV17	016ADV17	011ADY17	014ADY17	016ADY17
Casing	Colour	Metallic grey								
	Material	Precoated sheet metal								
Dimensions	Unit	Height x Width x Depth		mm	705 x 600 x 695					
Weight	Unit			kg	144			147		
Operation range	Domestic hot water	Ambient	Min.~Max.	°CDB	-20.0~35.0					
					Water side	Min.~Max.	°C	25~80		
Refrigerant	Type	R-134a								
	Charge			kg	2.60					
				TCO ₂ eq	3.718					
Sound pressure level	Nom.			dBA	43.0 / 46.0 / 0.00 / 0.00	45.0 / 46.0 / 0.00 / 0.00	46.0 / 46.0 / 0.00 / 0.00	43.0 / 46.0 / 0.00 / 0.00	45.0 / 46.0 / 0.00 / 0.00	46.0 / 46.0 / 0.00 / 0.00
	Night quiet mode	Level 1		dBA	40 / 0 / 0	43 / 0 / 0	45 / 0 / 0	40 / 0 / 0	43 / 0 / 0	45 / 0 / 0

Options

Type	Material name	EMRQ-AB
Drain	Central drain pan kit	KWC25C450
Refnet	Refnet header	KHRQ(M)22M29H8
	Refnet header	KHRQ(M)22M64H8
	Refnet joint	KHRQ(M)22M20T8
	Refnet joint	KHRQ(M)22M29T8
	Refnet joint	KHRQ(M)22M64T8

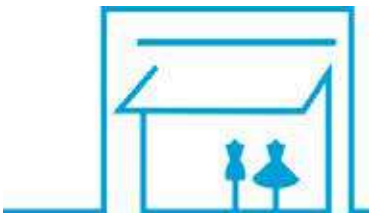


With the expanded Daikin Altherma high capacity range we now offer the ideal solutions for all high demanding systems. Ideal for collective housing, hotels, swimming pools which require high comfort and high reliability.

Why choose a Daikin Altherma R Flex Type?

✓ Strong and reliable

- › Equipped with air-to-water heat pump technology to extract the outdoor air for energy
- › COP possible up to 3.07/A+ at Ta DB/WB 7/6°C - LWC 45°C
- › Reversible, enhanced cooling capacity
- › External control possible



✓ Collective/commercial advantage

- › Cascade heating capacity up to 62,7 kW
- › Cascade cooling up to 63,3 kW
- › VRV technology ensures high efficiencies and reliable working
- › Compact model for easy installation and fit for smaller spaces



Daikin Altherma R Flex Type

- › Hydronic module for indoor installation eliminating the need for glycol
- › Ideal for colder climates as the lack of glycol will allow for high efficiency
- › Compact dimensions and limited pipework allow for installation in very restricted spaces
- › Easy transportation as separate units will fit in an elevator



up to **R-410A**

Heat pumps

Heating & Cooling					SEVHX20BAW/ SERHQ020BAW1	SEVHX32BAW/ SERHQ032BAW1	SEVHX40BAW/ SERHQ020BAW1+SERHQ020BAW1	SEVHX64BAW/ SERHQ032BAW1+SERHQ032BAW1	
Cooling capacity	Nom.			kW	21.2 (1)	31.8 (1)	42.3 (1)	63.3 (1)	
Heating capacity	Nom.			kW	20.8 (2)	31.2 (2)	41.7 (2)	62.7 (2)	
Power input	Cooling	Nom.		kW	7.47 (1)	12.7 (1)	15.1 (1)	25.5 (1)	
	Heating	Nom.		kW	6.76 (2)	10.6 (2)	13.7 (2)	21.4 (2)	
EER					2.84	2.5	2.8	2.48	
COP					3.07	2.93	3.03	2.93	
Space heating	Average climate water outlet 35 °C	General	SCOP ns (Seasonal space heating efficiency)	%	3.93	3.53	3.80	3.53	
					154	138	149	138	
					A++		A+		
Seasonal space heating eff. class									
Unit for indoor installation					SEVHX20BAW	SEVHX32BAW	SEVHX40BAW	SEVHX64BAW	
Dimensions	Unit	Height			1,573				
		Width			766				
		Depth			396				
Weight	Unit				97.0	105	137	153	
		Packed unit			109	117	149	165	
Water side Heat exchanger	Type				Brazed plate				
		Water volume				3	5	6	9
			Water flow rate	Cooling	Nom.	l/min	60 (3)	90 (3)	120 (3)
	Heating	Nom.		l/min	60 (2)	90 (2)	120 (2)	181 (2)	
Sound power level	Nom.				63		66		
Operation range	Cooling	Ambient	Min.-Max.	°CDB	-5~43				
		Water side	Min.-Max.	°CDB	5 (4)~20				
		Ambient	Min.-Max.	°CDB	-15~35				
		Water side	Min.-Max.	°CDB	25~50				
Refrigerant	Type / GWP				R-410A / 2,087.5				
	Circuits	Quantity				1			2
Water circuit	Piping connections diameter				1-1/4" (female)			2" (female)	
					1-1/4"			1-1/2"	
	Water pressure drop	Cooling	Nom.	kPa	17 (7)	24 (7)	19 (7)	29 (7)	
		Total water volume			l	4.2 (8)	5.8 (8)	7.9 (8)	11.0 (8)
Power supply	Phase/Frequency/Voltage			Hz/V	3N~/50/400				
Outdoor Unit					SERHQ020BAW1		SERHQ032BAW1		
Dimensions	Unit	Height			1,680				
		Width			765				
		Depth			930			1,240	
Weight	Unit				240			316	
		Packed unit			273			356	
Compressor	Quantity				2			3	
Fan	Type				Hermetically sealed scroll compressor				
					Axial				
	Air flow rate				1			2	
		Cooling	Nom.	m³/min	185			233	
	Heating	Nom.	m³/min	185			233		

(1) Cooling: entering evaporator water temp. 12 °C; leaving evaporator water temp. 7 °C; ambient air temp. 35 °C (2) Condition: Ta DB/WB 7 °C/6 °C - LWC 45 °C (Dt=5 °C) (3) Condition: Ta 35 °C - LWE 7 °C (DT = 5 °C) (4) Water can be used above 5 °C. Between 0 °C and 5 °C a 30% glycol solution (propylene or ethylene) has to be used. Between 0 °C and -10 °C a 40% glycol solution (propylene or ethylene) has to be used (see installation manual and information related to OPZL option) (5) Excluding water volume in the unit. In most applications this minimum water volume will have a satisfying result. In critical processes or in rooms with a high heat load though, extra water volume might be required. Refer to operation range for more info. (6) Excluding the water volume in the unit. This volume will guarantee sufficient defrost energy for all applications, however, this volume can be multiplied by 0,66 if the heating sepoint is ≥ 45 °C (eg. Fan coils) (7) This is PD between inlet & outlet connections of unit. It includes the water side heat exchanger pressure drop. (8) Including piping + PHE; excluding expansion vessel.

Daikin Altherma 3 GEO

Top performance even in coldest climate



The Daikin Altherma ground source heat pump uses geothermal energy and Daikin's inverter heat pump technology to deliver heating and hot water in all climates.



Space heating

During winter



Space cooling

Active cooling with high efficiency



Domestic hot water production

Integrated 180 l stainless steel tank



Leaving water temperature up to 65 °C, so the unit can work with underfloor heating, heat pump convectors but also with radiators.



Renovation and new build

Suitable for renovation: thanks to a high water temperature of 65 °C output, the unit fits with classic radiators.

Suitable for new build: the Daikin Altherma 3 geo is also combinable with fan coils and underfloor piping.

BLUEEVOLUTION

Bluevolution technology using R-32, environmentally friendly refrigerant with a lower GWP, reducing its CO₂ equivalent by 70% compared to its predecessor R-410A.



Electricity savings

The continuous inverter operation allows a high modulation range down to 0.85kW, avoiding the unit to use more electricity to stop and start.



Heat pumps



Daikin Altherma HPC provides heating or cooling for living rooms.

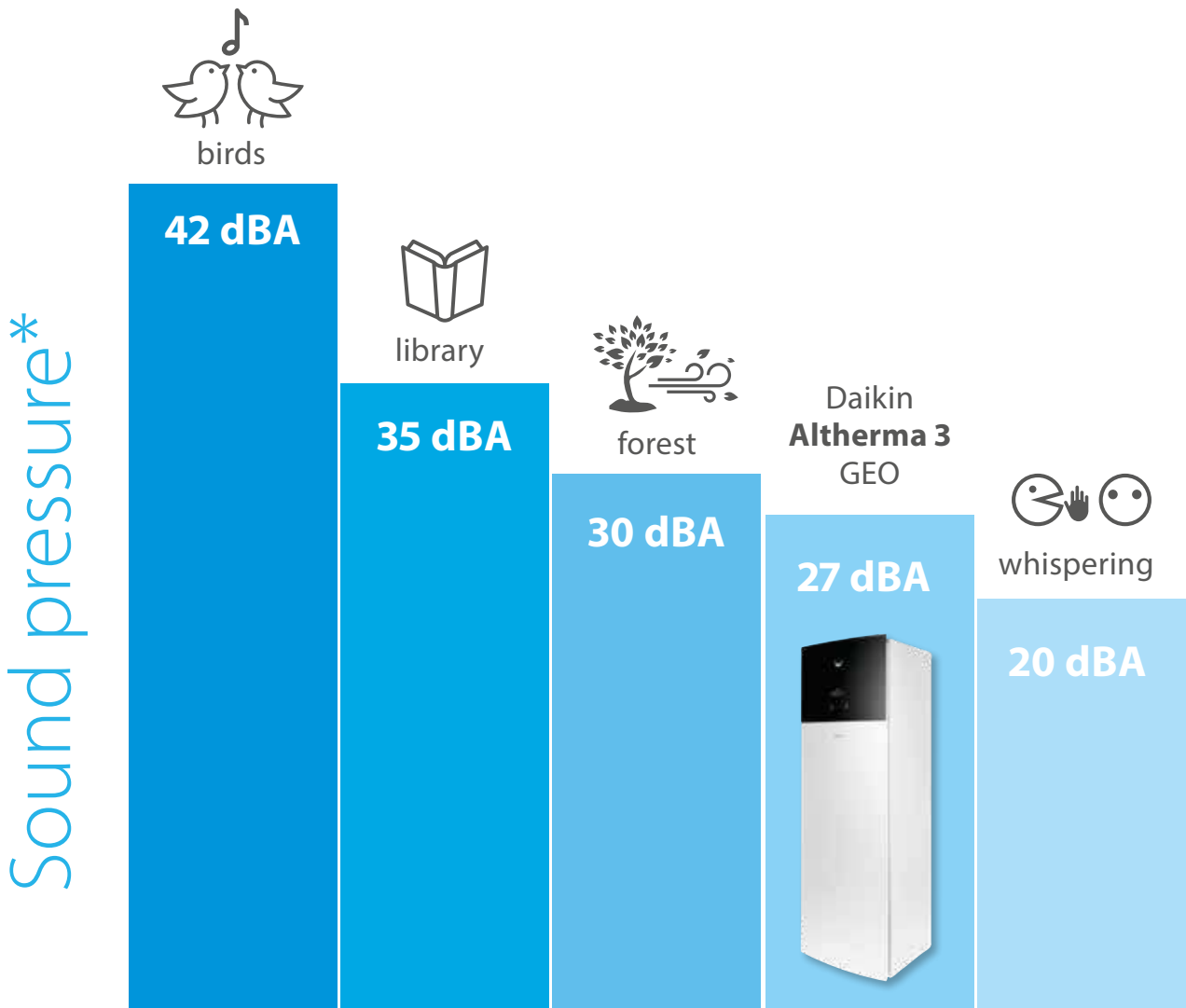
An 80-100 metre borehole in the ground creates a constant inlet temperature.

Care for peace of mind

The Daikin Altherma 3 GEO is designed to perform the best efficiencies in what matter the most: quietness and connectivity.



Extremely quiet operation



*at 1 meter.



Built-in connectivity

Control your home climate from any place, at any time

Daikin Residential Controller app



Monitor

Control

Schedule

Always in control.

Control your climate from any place, at any time.



Monitor the status of your heating system



Control the operation mode and set temperature



Schedule the set temperature and operation mode

Madoka wired remote controller for Daikin Altherma

A new generation of user interface, redesigned and intuitive.

- ✓ Intuitive control with a premium design
- ✓ Three colors to match any interior design
- ✓ Easily set operation parameters



BRC1HHDW



BRC1HHDS



BRC1HHDK



Groundbreaking innovation

Quick and easy installation thanks to factory-fitted piping on top of the unit, pre-cabled electrical connections and reduced overall weight.

All pipe connections on top, paired in and out



Standard electrical connections pre-cabled



Can easily be installed in confined spaces thanks to a small footprint and integrated handles



Advanced user interface

The Daikin Eye

The intuitive Daikin eye shows you in real time the status of your system.




Blue

When the Daikin Eye indicates a blue colour, it means the heat pump is functioning properly. The Daikin Eye will flash on and off when it's running on stand by mode.



Red

When the Daikin Eye indicates a red colour, it means the heat pump is out of commission and requires a maintenance check.



Quick to configure

Log in and you'll be able to completely configure the unit via the new user interface in 9 steps. You can even check if the unit is ready for use by running test cycles. You can upload the settings on a USB stick and download it directly into the unit.

Easy operation

Work super-fast with the new user interface. It's easy to use with just a few buttons and 2 navigational knobs.

Beautiful design

The user interface was especially designed to be very intuitive. The high contrasted colour screen delivers stunning and practical visuals that really help you as installer or service engineer.



1,891 mm

597 mm

Removable compressor module, reducing the overall weight by 70 kg



Daikin Altherma 3 GEO

Ground source heat pump for heating, cooling & hot water

- › Top-level seasonal efficiency thanks to our inverter heat pump technology providing the highest savings on running costs
- › Delivering temperatures up to 65 °C at high efficiency, the R-32 Daikin Altherma 3 GEO is suitable for underfloor heating/cooling, fan coils and radiators
- › Integrated indoor unit: all-in-one floor standing unit including the stainless steel domestic hot water tank saves space and installation time
- › The unit has a similar footprint when compared to other household appliances
- › Reversible heat pump, allowing heating and cooling



Indoor Unit		EGSA	H06D9W	X06D9W(G)	H10D9W	X10D9W(G)		
Heating capacity	Min.	kW			0.85			
	Nom.	kW		3.34		5.48		
	Max.	kW		7.98		9.55		
Power input	Nom.	kW		0.7		1.12		
COP				4.74		4.89		
Space heating	Average climate water outlet 55 °C	General	ηs (Seasonal space heating efficiency)	%	150	153	160	162
			Seasonal space heating eff. class			A+++		
Space heating	Average climate water outlet 35 °C	General	ηs (Seasonal space heating efficiency)	%	214	219	210	213
			Seasonal space heating eff. class			A+++		
Domestic hot water heating	General	Declared load profile			L			
	Average climate	General	ηwh (water heating efficiency)	%		117		
Space cooling	UFH	General	Water heating energy efficiency class		A+			
	Fan Coil	General	SEER	kW	-	15	-	15
Space cooling			Pdesign	kW	-	8	-	8
			SEER	kW	-	14	-	14
Space cooling			Pdesign	kW	-	8	-	8
	Casing	Colour	White or Silver-grey					
Dimensions	Material	Precoated sheet metal						
	Unit	Height x Width x Depth	1,891 x 597 x 666					
Weight	Unit	222						
Tank	Water volume	180						
	Insulation	Heat loss	kWh/24h				1,2	
Operation range	Corrosion protection	Pickling						
	Installation space	Min.~Max.	°C				5 / 35	
	Brine side	Min.~Max.	°C				-10 / 30	
	Heating	Water side	Min.~Max.	°C				5 / 65
Refrigerant	Domestic hot water	Water side	Min.~Max.	°C				25 / 60
	Type	R-32						
Sound power level	GWP	675						
	Charge	kg				1.70		
Sound pressure level at 1 meter	Charge	TCO:Eq				1.15		
	Nom.	dBA				39.0	41.0	
Power supply	Nom.	dBA				27.0	29.0	
Current	Name/Phase/Frequency/Voltage	Hz/V				3~/50/400 or 1~/50/230		
	Recommended fuses	A				3P 16A or 1P 32A		

Options

	Type	Material name
Controllers	Remote user interface	BRC1HHDAAK/S/W
	Room thermostat (wired)	EKRTWA
	Room thermostat (wireless)	EKRTR1
Adapter	Cascade control	EKCC8-W
	Gateway for cascade controller	DCOM-LT/IO
	Gateway (Modbus)	DCOM-LT/MB
Sensor	Demand PCB	EKR1AHTA
	Digital I/O PCB	EKR1HBAA
Others	Remote indoor sensor	KRCS01-1
	External sensor for room thermostat	EKRTR1
Others	Current sensors	EKCSSENS
	PC cable	EKPCCB4
	Ground source filling kit	KGSFILL2
	Hydromodule replacement	EKGSHYDMOD
	Separate power supply BUH	EKGSPOWCAB
	Magnetic filter Fernox	K.FERNOXTF1
Magnetic filter Fernox	K.FERNOXTF1FL	

Daikin Altherma GEO

Ground source heat pump for heating & hot water

- › Ground source heat pump technology uses stable geothermal energy, unaffected by the outside temperature
- › Highest seasonal efficiency thanks to our inverter heat pump technology
- › Quick and easy installation thanks to factory-fitted piping on top of the unit and reduced overall weight
- › Integrated indoor unit: all-in-one floor standing unit including the domestic hot water tank
- › User interface with thermostat function for higher comfort, quick commissioning, easy servicing and energy management to control energy consumption and costs



011-1W0067

Up to

Indoor Unit		EGSQH		10S18A9W	
Space heating	Average climate water outlet 55 °C	General	η _{sp} (Seasonal space heating efficiency)	%	144
			Seasonal space heating eff. class		A++
	Average climate water outlet 35 °C	General	η _{sp} (Seasonal space heating efficiency)	%	202
			Seasonal space heating eff. class		A+++
Domestic hot water heating	General	Declared load profile			L
	Average climate water	η _{wh} (water heating efficiency)	%		93.1
Heating capacity	Min.			kW	3.11(1) / 2.47(2)
	Nom.			kW	10.2(1) / 9.29(2)
	Max.			kW	13.0(1) / 11.9(2)
Power input	Nom.			kW	2.34(1) / 2.82(2)
COP					4.35(1) / 3.29(2)
Casing	Colour				White
	Material				Precoated sheet metal
Dimensions	Unit	Height x Width x Depth		mm	1,732 x 600 x 728
Weight	Unit			kg	210
Tank	Water volume			l	180
	Insulation	Heat loss		kWh/24h	1.36
	Corrosion protection				Anode
Operation range	Domestic hot water	Water side Min.~Max.		°C	25 / 25 ~55 / 60
Refrigerant	Type				R-410A
	GWP				2,087.5
	Charge			kg	1.80
	Charge			TCO ₂ Eq	3.76
	Control				Electronic expansion valve
Sound power level	Nom.			dB(A)	46.0
Sound pressure level	Nom.			dB(A)	32.0
Power supply	Name/Phase/Frequency/Voltage			Hz/V	9W/3~/50/400
Current	Recommended fuses			A	25

(1) EW/B/LWB 0 °C/-3 °C - LWC 35 °C (DT=5 °C) (2) EW/B/LWB 0 °C/-3 °C - LWC 45 °C (DT=5 °C) (3) Contains fluorinated greenhouse gases.

Options

	Type	Material name
Controllers	LAN adapter	BRP069A62
	LAN adapter + PV solar connection	BRP069A61
	Remote user interface (DE, FR, NL, IT)	EKRUCBL1
	Remote user interface (EN, ES, EL, PT)	EKRUCBL3
	Remote user interface (EN, SV, NO, FI)	EKRUCBL2
	Remote user interface (EN, TR, PL, RO)	EKRUCBL4
	Remote user interface (DE, CS, SL, SK)	EKRUCBL5
	Remote user interface (EN, HR, HU, BG)	EKRUCBL6
	Remote user interface (EN, DE, RU, DA)	EKRUCBL7
	Simplified user interface	EKRUCBSB
	Room thermostat (wired)	EKRTWA
	Room thermostat (wireless)	EKRTR1
	DCOM gateway	DCOM-LT/IO
	DCOM gateway	DCOM-LT/MB
Adapter	Demand PCB	EKRP1AHTA
	Digital I/O PCB	EKRP1HBAA
Installation	Wire harness	EKGSCONBP1
	Remote indoor sensor	KRCS01-1B
Sensor	External sensor	EKRTETS
	Valve kit	EKVK1A/2A/3A
Valve	PC cable	EKPCCAB4
	Others	Ground source filling kit

Daikin Altherma

Hybrid heat pump



Why choose a Daikin Altherma Hybrid heat pump?

The Daikin Altherma Hybrid heat pump is the ideal solution to replace your old gas boiler.

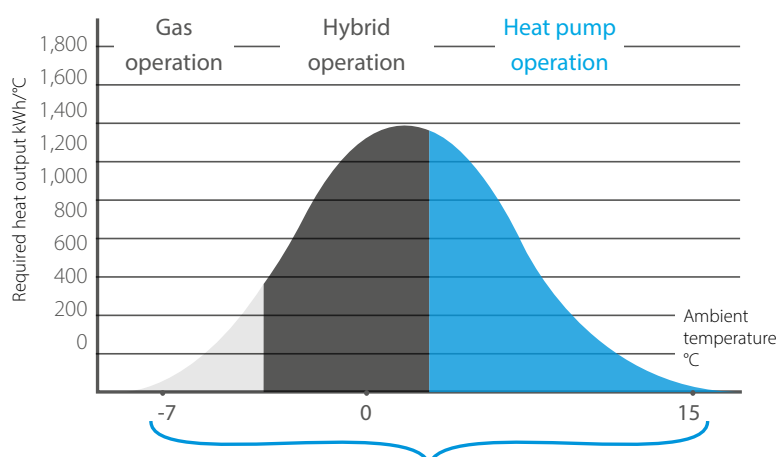
✓ Comfort

Heating

A Daikin Altherma Hybrid heat pump automatically determines the most economic and energy efficient heating combination.

- › **Heat pump operation:** the best available technology for optimising running costs at moderate outdoor temperatures
- › **Hybrid operation:** both the gas boiler and heat pump operate simultaneously to deliver the ultimate comfort for your customer
- › **Gas operation:** when outdoor temperatures drastically drop, the unit will automatically switch to gas operation mode

Illustration of an average European climate

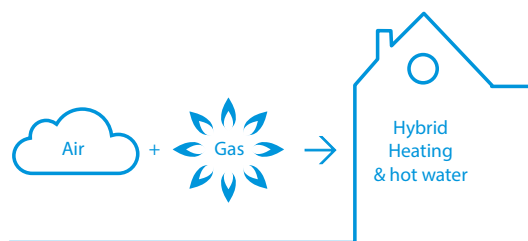


+ 35% efficiency
(space heating) compared to condensing boiler

- › Heat load: 14 kW
- › 70% heat pump output
- › 30% gas boiler output

Heat load = the capacity of the space heating system required to maintain comfortable indoor temperatures at any time

Required heat output = heat load x n° of occurring hours per year



Heat pump outdoor unit

Heat pump indoor unit

Hot water

The gas condensing boiler's dual heat exchanger increases hot water efficiency by up to 15% when compared with traditional gas boilers.

Cooling

Incorporate cooling for a total solution that integrates seamlessly with underfloor heating or radiators.

Quick and easy installation

As the heat pump indoor unit and gas condensing boiler are delivered as separate units, they are easier to handle, operate and install.

Investment benefits

- › Combines with existing radiators; reducing the cost and disruption of installations
- › Coverage of heat loads up to 27 kW makes this unit ideal for renovation applications
- › Possible to connect to photovoltaic solar panels to optimise self-consumption of the electricity produced

Heat pumps



✓ Energy efficiency

The ideal combination

Depending on the outdoor temperature, energy prices and the internal heat load, the Daikin Altherma Hybrid heat pump smartly chooses between the heat pump and/or the gas boiler, possibly in simultaneous operation, and always selects the most economic operation mode.

Supported by renewable energy

When working in heat pump mode, the system is powered by renewable energy extracted from the air and can achieve up to **A++ energy efficiency**.

Hot water produced with gas condensing technology

Unique dual heat exchanger increases efficiency up to 15% compared to traditional gas boilers.

- › Cold tap water flows directly into the heat exchanger
- › Optimal and continuous condensing of the flue gases during domestic hot water preparation

✓ Reliability

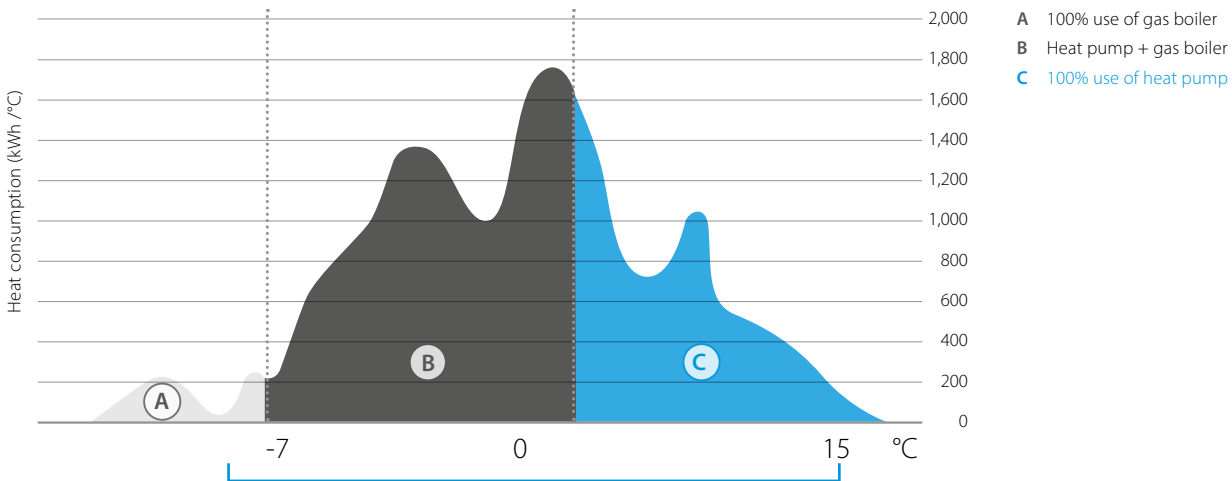
- › Low investment cost with no need to replace existing piping and radiators
- › Low running costs for heating and domestic hot water
- › Compact dimensions
- › Ideal for renovation applications
- › Easy and fast installation



Case study

Replacing a gas boiler with a Daikin Altherma Hybrid heat pump means saving on running costs for both space heating and domestic hot water supply.

A running costs comparison is made below based on parameters for a typical Belgian winter. As a result of the Hybrid principle, the most cost-efficient operation will be used no matter the ambient outdoor temperature.



+35% efficiency (space heating) compared to existing condensing gas boiler

	Daikin altherma Hybrid heat pump	New gas condensing boiler	Existing gas condensing boiler
Space heating			
Energy supplied by HP	12,800 kWh		
HP efficiency	3.64 Scop		
Energy supplied by gas boiler	6,700 kWh	19,500 kWh	19,500 kWh
Space heating efficiency	90%	90%	75%
Running costs	1,220 €	1,520 €	1,820 €
DHW HEATING			
Energy supplied by gas boiler*	3,000 kWh	3,000 kWh	3,000 kWh
DHW heating efficiency*	90%	80%	65%
Running costs*	230 €	260 €	320 €
TOTAL			
Running costs	1,450 €	1,780 €	2,140 €

Conditions

Heat load	16 kW
Design temperature	-8 °C
Space heating off temperature	16 °C
Maximum water temperature	60 °C
Minimum water temperature	38 °C
Gas price	0.070 €/kWh
Electricity price (day)	0.237 €/kWh
Electricity price (night)	0.152 €/kWh
Total space heating requirement	19,500 kWh
Total DHW heating requirement (4 persons)	3,000 kWh

* for combi-boiler, no separate domestic hot water tank

→ Yearly savings:
for space heating and domestic hot water

-19% versus new gas condensing boiler

330 €/year

-32% versus existing gas condensing boiler

690 €/year

Daikin Altherma R Hybrid

Hybrid technology combining condensing gas and air to water heat pump for heating and hot water

- › Heating only + heating and cooling models
- › Depending on outdoor temperature, energy prices and internal heat load, Daikin Altherma Hybrid heat pump always selects the most economical mode to operate
- › Low investment cost: no need to replace the existing radiators (up to 80 °C) and pipe work
- › Provides sufficient heat in renovation applications as all heat loads are covered up to 32 kW
- › Easy and fast installation thanks to the compact dimensions and quick interconnections



Efficiency data				EHYHBH05AV32 + EVLQ05CV3	EHYHBH08AV32 + EVLQ08CV3	EHYHBX08AV3 + EVLQ08CV3
Space heating	Average climate water outlet 55 °C	General	SCOP ηs (Seasonal space heating efficiency) Seasonal space heating eff. class	3.28 128	3.24 127	3.29 129
	Domestic hot water heating	General	Declared load profile	A++		
			ηwh (water heating efficiency) Water heating energy efficiency class	XL 83.8 A		
Heating capacity	Nom.		kW	4.40(1) / 4.03(2)	7.40(1) / 6.89(2)	7.40(1) / 6.89(2)
Cooling capacity	Nom.		kW	-	-	6.86(1) / 5.36(2)
Power input	Heating	Nom.	kW	0.870(1) / 1.13(2)	1.66(1) / 2.01(2)	1.66(1) / 2.01(2)
	Cooling	Nom.	kW	-	-	2.01(1) / 2.34(2)
COP				5.04(1) / 3.58(2)	4.45(1) / 3.42(2)	4.45(1) / 3.42(2)
EER				-	-	3.42(1) / 2.29(2)

Indoor unit (Hydrobox & Boiler)				EHYHBH05AV32	EHYHBH08AV32	EHYHBX08AV3	EHYKOMB33AA2	EHYKOMB33AA3
Central heating	Heat input Qn (net calorific value)	Nom	Min/Max	-				6.2 / 7.6 / 7.6 / 22.1 / 27.0 / 27.0
	Output Pn at 80/60 °C	Min/Nom		-				6.7 / 8.2 / 8.2 / 21.8 / 26.6 / 26.6
	Efficiency	Net calorific value		-				98 / 107
Domestic hot water	Operation range	Min/Max	°C	-				15 / 80
	Output	Min/Nom		-				7.6 / 32.7
	Water flow	Rate	Nom	-				9.0 / 15.0
Gas	Operation range	Min/Max	°C	-				40/65
	Connection	Diameter	mm	-				15
	Consumption (G20)	Min/Max	m³/h	-				0.78/3.39
	Consumption (G25)	Min/Max	m³/h	-				0.90/3.93
Supply air	Consumption (G31)	Min/Max	m³/h	-				0.30/1.29
	Connection		mm	-				100
Flue gas	Concentric			-				1
	Connection		mm	-				60
Casing	Colour			White				White - RAL9010
	Material			Precoated sheet metal				Precoated sheet metal
Dimensions	Unit	Height x Width x Depth	mm	902 x 450 x 164				710 x 450 x 240
Weight	Unit	Empty	kg	30.0	31.2	36		
Power supply	Phase/Frequency/Voltage		Hz/V	-				1~/50/230
Electrical power consumption	Max.		W	-				55
	Standby		W	-				2
Operation range	Heating	Ambient	Min.~Max.	-25 ~25				-
		Water side	Min.~Max.	25 ~55				-
	Cooling	Ambient	Min.~Max.	°CDB	~~~		10 ~43	-
		Water side	Min.~Max.	°C	~~~		5 ~22	-

Outdoor unit				EVLQ05CV3		EVLQ08CV3	
Dimensions	Unit	Height x Width x Depth	mm	735 x 832 x 307			
Weight	Unit		kg	54	31.2		56
Compressor	Quantity			1			
	Type			Hermetically sealed swing compressor			
Operation range	Heating	Min.~Max.	°CWB	-25~25			
Refrigerant	Type			R-410A			
	GWP			2,088			
	Charge		kg	1.5	3.0		1.6
	Charge		TCO ₂ Eq	3.0	3.0		3.3
Sound power level	Heating	Nom.	dBA	2,088			
	Heating	Nom.	dBA	61	62		62
Sound pressure level	Heating	Nom.	dBA	48			
	Heating	Nom.	dBA	48			
Power supply	Name/Phase/Frequency/Voltage		Hz/V	V3/1~/50/230			
Current	Recommended fuses		A	16	20		20

(1) Ta DB/WB 7 °C/6 °C - LWC 35 °C (DT = 5 °C) (2) Condition: Ta DB/WB 7 °C/6 °C - LWC 45 °C (Dt=5 °C) (3) Cooling Ta 35 °C - LWE 18 °C (DT = 5 °C); heating Ta DB/WB 7 °C/6 °C - LWC 35 °C (DT = 5 °C). (4) Cooling Ta 35 °C - LWE 7 °C (DT = 5 °C); heating Ta DB/WB 7 °C/6 °C - LWC 45 °C (DT = 5 °C).

Daikin Altherma R Hybrid

+ multi



The Daikin Altherma Hybrid heat pump can also be combined with an air-to-air multi system to provide optimal cooling. Easily installed and managed via an app on a smartphone or tablet, the Daikin Altherma Hybrid heat pump + multi is an all-in-one system for heating, cooling and hot water purposes.

➔ Multi features

- ✓ Equipped with Bluevolution technology
- ✓ 3, 4 and 5 ports for multi outdoor units
- ✓ Combinable with different Split & Sky Air indoor units:
One port can be used for hot water production

Control with Daikin Residential Controller app



BLUEvolution

	Wall mounted															Concealed ceiling						Floor standing			Round flow cassette			Fully flat cassette			Ceiling suspended			Concealed floor standing			Hybrid heat pump											
	CTXA-AW/BS/BT/BB	FTXA-AW//BS/BT/BB					FTXJ-MW/S					FTXM-N					FDXM-F9			FBA-A9			FVXM-F			FCAG-B			FFA-A9			FHA-A9			FNA-A9			CHYHBH-AV32										
Connectable indoor units	15	20	25	35	42	50	20	25	35	50	15	20	25	35	42	50	60	71	25	35	50	60	35	50	60	25	35	50	35	50	60	25	35	50	60	35	50	60	25	35	50	60	25	35	50	60	05	08
3MXM52N	•	•	•	•	•	•	•	•	•	•	•	•	•	•	•	•	•	•	•	•	•	•	•	•	•	•	•	•	•	•	•	•	•	•	•	•	•	•	•	•	•	•	•	•	•	•	•	
3MXM68N	•	•	•	•	•	•	•	•	•	•	•	•	•	•	•	•	•	•	•	•	•	•	•	•	•	•	•	•	•	•	•	•	•	•	•	•	•	•	•	•	•	•	•	•	•	•		
4MXM68N	•	•	•	•	•	•	•	•	•	•	•	•	•	•	•	•	•	•	•	•	•	•	•	•	•	•	•	•	•	•	•	•	•	•	•	•	•	•	•	•	•	•	•	•	•	•		
4MXM80N	•	•	•	•	•	•	•	•	•	•	•	•	•	•	•	•	•	•	•	•	•	•	•	•	•	•	•	•	•	•	•	•	•	•	•	•	•	•	•	•	•	•	•	•	•	•		
5MXM90N	•	•	•	•	•	•	•	•	•	•	•	•	•	•	•	•	•	•	•	•	•	•	•	•	•	•	•	•	•	•	•	•	•	•	•	•	•	•	•	•	•	•	•	•	•	•		

Efficiency data				CHYHBH05AV32 /3MXM52N	CHYHBH05AV32 /3MXM68N	CHYHBH05AV32 /4MXM68N	CHYHBH05AV32 /4MXM80N	CHYHBH08AV32 /4MXM80N	CHYHBH05AV32 /5MXM90N	CHYHBH08AV32 /5MXM590N
Heating capacity	Nom.		kW	4.41 (1)	4.50 (1)		4.04 (1)	6.78 (1)	4.50 (1)	6.78 (1)
COP				4.49 (1)	3.91 (1)		4.04 (1)	4.17 (1)	4.04 (1)	4.17 (1)
Pump				51.80 (1)						
Seasonal efficiency	Domestic hot water heating	General	Declared load profile	XL						
		Average climate	η_{wh} (water heating efficiency)	%	96					
Water heating energy efficiency class				A						







(1) DB/WB 7°C/6°C - LWC 35°C (DT=5°C), boiler bypassed.

Indoor Unit (Hydrobox)				CHYHBH05AV32		CHYHBH08AV32		
Casing	Colour			White				
	Material			Precoated sheet metal				
Dimensions	Unit	Height x Width x Depth	mm	902 x 450 x 164				
Weight	Unit		kg	30.0				
Operation range	Heating	Ambient	Min.~Max.	°C				-15 ~24
		Water side	Min.~Max.	°C				25 ~50

Indoor unit (Boiler)				EHYKOMB33AA2/AA3				
Central heating	Heat input Q _n (net calorific value)	Nom	Min/Max	kW				6.2 / 7.6 / 7.6/22.1 / 27.0 / 27.0
	Output P _n at 80/60 °C	Min/Nom		kW				6.7 / 8.2 / 8.2/21.8 / 26.6 / 26.6
	Efficiency	Net calorific value		%				98 / 107
	Operation range	Min/Max		°C				15 / 80
Domestic hot water	Output	Min/Nom		kW				7.6/32.7
	Water flow	Rate	Nom	l/min				9.0 / 15.0
	Operation range	Min/Max		°C				40/65
Gas	Connection	Diameter		mm				15
	Consumption (G20)	Min/Max		m ³ /h				0.78/3.39
	Consumption (G25)	Min/Max		m ³ /h				0.90/3.93
	Consumption (G31)	Min/Max		m ³ /h				0.30/1.29
Supply air	Connection			mm				100
	Concentric			mm				1
Flue gas	Connection			mm				60
Casing	Colour			White - RAL9010				
	Material			Precoated sheet metal				
Dimensions	Unit	Height x Width x Depth	Casing	mm				710 x 450 x 240
Weight	Unit	Empty		kg				36
Power supply	Phase/Frequency/Voltage			Hz/V				1~/50/230
Electrical power consumption	Max.			W				55
	Standby			W				2

Outdoor unit				3MXM52N	3MXM68N	4MXM68N	4MXM80N	5MXM90N	
Dimensions	Unit	Height x Width x Depth	mm	734 x 958 x 340					
Weight	Unit		kg	57	62	63	67	68	
Sound power level	Cooling		dBA	59	61		61	64	
	Heating		dBA	59	61		61	64	
Sound pressure level	Cooling	Nom.	dBA	46	48	48	49	52	
	Heating	Nom.	dBA	47	48	48	49	52	
Operation range	Cooling	Ambient	Min.~Max.	°CDB				-10~46	
	Heating	Ambient	Min.~Max.	°CWB				-15~18	
Refrigerant	Type			R-32					
	GWP			675					
	Charge		kg/TCO ₂ Eq	1.80/1.2	2.00/1.4	2.00/1.4	2.40/1.6		
Piping connections	Liquid	OD	mm	6.35					
	Gas	OD	mm	9.5					
	Piping length	OU - IU	Max.	m					25
	Additional refrigerant charge		kg/m	0.02 (for piping length exceeding 30 m)					
	Level difference	IU - OU	Max.	m					15
Power supply	Phase/Frequency/Voltage			Hz/V				1~/50/220-240	
Current - 50Hz	Maximum fuse amps (MFA)			A				30	

Options

		Type	Material name
Controllers		LAN adapter	BRP069A62
		LAN adapter + PV solar connection	BRP069A61
		Remote user interface (DE, FR, NL, IT)	EKRUCBL1
		Remote user interface (EN, ES, EL, PT)	EKRUCBL3
		Remote user interface (EN, SV, NO, FI)	EKRUCBL2
		Remote user interface (EN, TR, PL, RO)	EKRUCBL4
		Remote user interface (DE, CS, SL, SK)	EKRUCBL5
		Remote user interface (EN, HR, HU, BG)	EKRUCBL6
		Remote user interface (EN, DE, RU, DA)	EKRUCBL7
		Simplified user interface	EKRUCBSB
		Room thermostat (wired)	EKRTWA
		Room thermostat (wireless)	EKRTR1
		Heat meter (EHYHBH* only)	K.HEATMET
		DCOM gateway	DCOM-LT/IO
		DCOM gateway	DCOM-LT/MB
Drain		Drain pan for reversible H/B	EKHYDP1
Installation		Cover plate 35	EKHY093467
		Installation jig	EKHYMNT1
Sensor		External sensor	EKRTETS
Valve		Valve kit for connection to 3rd party tank with built-in thermostat	EKHY3PART2
		Valve kit for connection to 3rd party tank with sensor pocket	EKHY3PART
Propane set		Propane set	EKHY075787

Type	Material name
Adapter Flex-Fixed PP 100	EKFGP6316
Adapter Flex-Fixed PP 130	EKFGS0252
Chimney Connection 60/100	EKFGP4678
Chimney Connection 60/100	EKFGP4678
Chimney Connection 80/125	EKFGP4828
Chimney Connection 60/10 Air Intake Dn. 80 C83	EKFGV1101
Chimney Top PP 100 incl. Flue Pipe	EKFGP5497
Chimney Top PP 130 incl. Flue Pipe	EKFGP5197
Concentric connection Ø 80/125	EKHY090717
Connector Flex-Flex PP 100	EKFGP6325
Connector Flex-Flex PP 130	EKFGP6366
Connector Flex-Flex PP 80	EKFGP6324
Connection set 60/10-60 Flue/Air intake Dn. 80 C53	EKFGV1102
Eccentric connection Ø 80	EKHY090707
Elbow PP/ALU 80/125 90°	EKFGP4810
Elbow PP/GLV 60/100 30°	EKFGP4664
Elbow PP/GLV 60/100 45°	EKFGP4661
Elbow PP/GLV 60/100 90°	EKFGP4660
Elbow PP/GLV 80/125 30°	EKFGP4814
Elbow PP MB-AIR 80 90°	EKFGW4085
Elbow PP BM-AIR 80 45°	EKFGW4086
Extension Flex PP 100 l=10 M	EKFGP6346
Extension Flex PP 100 l=15 M	EKFGP6349
Extension Flex PP 100 l=25 M	EKFGP6347
Extension Flex PP 130 l=30 M	EKFGS0250
Extension Flex PP 80 l=10 M	EKFGP6340
Extension Flex PP 80 l=15 M	EKFGP6344
Extension Flex PP 80 l=25 M	EKFGP6341
Extension Flex PP 80 l=50 M	EKFGP6342
Extension PP 60 x 500	EKFGP5461
Extension PP/GLV 60/100 x 1,000 mm	EKFGP4652
Extension PP/GLV 60/100 x 500 mm	EKFGP4651
Extension PP/GLV 80/125 x 10,000 mm	EKFGP4802
Extension PP/GLV 80/125 x 500 mm	EKFGP4801
Extension P BM-Air 80 x 500	EKFGW4001
Extension P BM-Air 80 x 1,000	EKFGW4002
Extension P BM-Air 80 x 2,000	EKFGW4004
Filling loop set	EKFL1AA
Flex 100-60 + Support Elbow	EKFGP6354
Flex 130-60 + Support Elbow	EKFGS0257
Flex Kit PP Dn.60-80	EKFGP1856
Flex Kit PP Dn.8	EKFGP2520
Flue Deflector 60 (UK Only)	EKFGP1295
Flue gas non-return flap	EKFGF1A
Gas conversion kit from G20 to G25	EKPS076227
Inspection Elbow Plus PP/ALU 80/125 90° EPDM	EKFGP4820
Meas. Tee with Inspection Panel PP/GLV 60/100	EKFGP4667
Plume Management Kit 60 (UK Only)	EKFGP1294
PMK Elbow 60 45° (2 pcs) (UK Only)	EKFGP1285
PMK Elbow 60 90° (UK Only)	EKFGP1284
PMK Extension 60 l=1,000 incl. breaket (UK Only)	EKFGP1286
Roof Terminal PP/GLV 60/100 AR460	EKFGP6837
Roof Terminal PP/GLV 80/125 AR300 Ral-9011	EKFGP6864
Spacer PP 80-100	EKFGP6333
Support Breaket Top Inox Dn.100	EKFGP6337
Support Breaket Top Inox Dn.130	EKFGP6353
Tee Flex 100 Boiler Connectionset 1	EKFGP6368
Tee Flex 130 Boiler Connectionset 1	EKFGP6215
Thermistor recirculator	EKTH2
Wall Bracket Dn.100	EKFGP4481
Wall Bracket Dn.100	EKFGP4631
Wall Terminal Kit low profile PP/GLV 60/100	EKFGP1293
Wall Terminal Kit low profile PP/GLV 60/100	EKFGP2977
Wall Terminal Kit PP/GLV 60/100	EKFGP2978
Wall Terminal Kit PP/GLV 60/100	EKFGP1292
Wall Terminal Kit PP/GLV 80/125	EKFGW6359
Wall Terminal Kit low profile PP/GLV 60/100 (UK only)	EKFGP1299
Weather Slate Flat Alu 60/100	EKFGP6940
Weather Slate Flat Alu 60/100 0°-15°	EKFGP1296
Weather Slate Flat Alu 80/125	EKFGW5333
Weather Slate Flat Alu 80/125 0°-15°	EKFGP1297
Weather Slate Steep Pb/GLV 60/100 18°-22°	EKFGS0518
Weather Slate Steep Pb/GLV 60/100 23°-27°	EKFGS0519
Weather Slate Steep Pb/GLV 60/100 43°-47°	EKFGS0523
Weather Slate Steep Pb/GLV 60/100 48°-52°	EKFGS0524
Weather Slate Steep Pb/GLV 60/100 53°-57°	EKFGS0525
Weather Slate Steep Pb/GLV 80/125 18°-22°	EKFGT6300
Weather Slate Steep Pb/GLV 80/125 23°-27°	EKFGT6301
Weather Slate Steep Pb/GLV 80/125 43°-47°	EKFGT6305
Weather Slate Steep Pb/GLV 80/125 48°-52°	EKFGT6306
Weather Slate Steep Pb/GLV 80/125 53°-57°	EKFGT6307
Weather Slate Steep PF 60/100 25°-45°	EKFGP7910
Weather Slate Steep PF 80/125 25°-45° Ral-9011	EKFGP7909
Elbow PP 60/100 90° + MP Generic	DR90ELB060100AA
Wall term Mugro STD 60/100 Telescopic	DRWTER60100AA



Daikin Altherma H Hybrid

The best of 2 worlds

Heat pump



H₂O

Condensing boiler



Environmentally friendly

- › Reduced environmental impact thanks to the usage of **R-32 refrigerant**
- › Outdoor unit with **sealed refrigerant circuit**, which greatly reduces the risk of refrigerant leakage



Easy & Quick installation

All hydraulics components are outside.



No F-gas licence required

Only water connections between outdoor and indoor unit. Therefore no F-gas certification is needed for the installer.

Safety in every conditions

The unit can work down to -15 °C outside thanks to multiple freeze-up protections




Flexible installation

Compact indoor unit can be installed in a cupboard.



Condensing technology

The condensing technology uses optimum fuel efficiency, with reduced emissions of NO_x and CO, to ensure high cost savings and environmentally-friendly operation.



Plug & play

No need of other parts, the pump group is integrated inside.

BLUEEVOLUTION

The Blueevolution technology combines very high efficient compressors developed by Daikin with the future of refrigerants: R-32.

Installation possibilities

The Daikin Altherma H Hybrid is made of an outdoor unit of 4 kW



The Daikin Altherma H Hybrid is made of a boiler of 28 or 32 kW



For more domestic hot water production, you can combine the Daikin Altherma H Hybrid with multiple tank options:

Pressureless tanks with solar support

Connect your unit to a ECH₂O thermal store and take advantage of the energy of the sun.



EKHWP-(P)B
300 LT or 500 LT

EKS(H/V)-P

Pressurized tanks

Connect your unit with our full range of stainless steel tanks to answer all needs.



EKHWS-D3V3
from 150 LT up to 300 LT

Heat pumps

Controllers

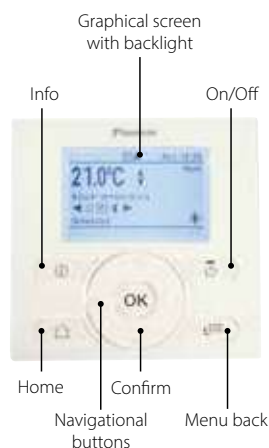
EKRUHML1/2

Control

- › Manage space heating and domestic hot water and among others, booster mode
- › User-friendly remote control with contemporary design
- › Easy to use with direct accessibility to all main functions

Comfort

- › An additional user interface can include a room thermostat in the space to be heated
- › Easy commissioning: intuitive interface for advanced menu settings



Daikin Residential Controller

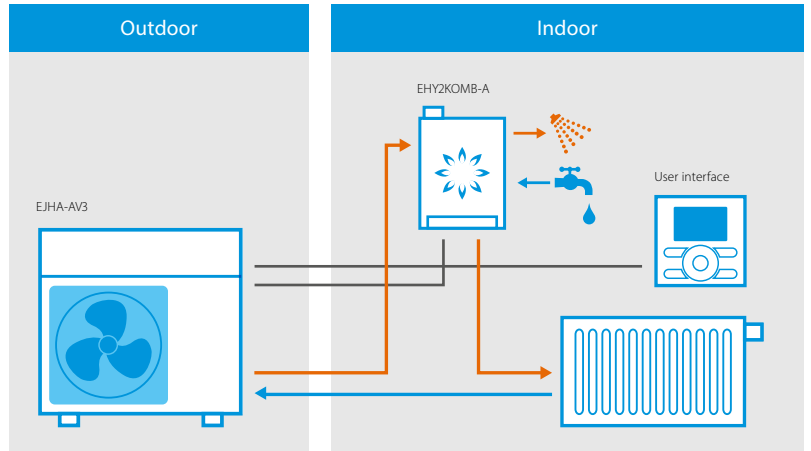
The Daikin Residential Controller app is a multifaceted programme that allows customers to control and monitor the status of their heating system.



Applications

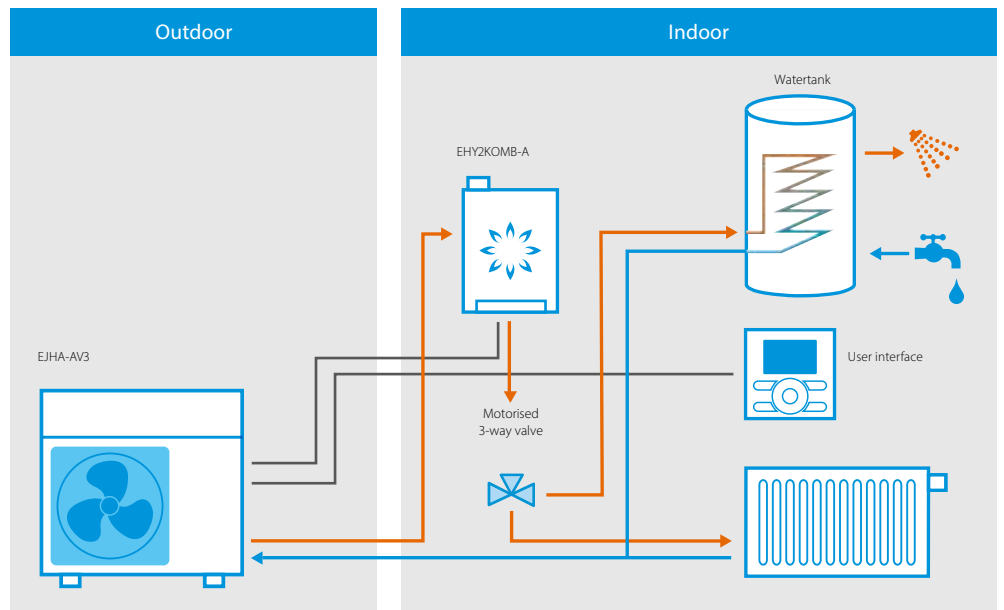
1. Standard Hybrid operation

With this application, the system works in a perfect balance between the gas boiler and the heat pump to provide space heating and domestic hot water. Here, the boiler is able to heat directly the water without a tank.



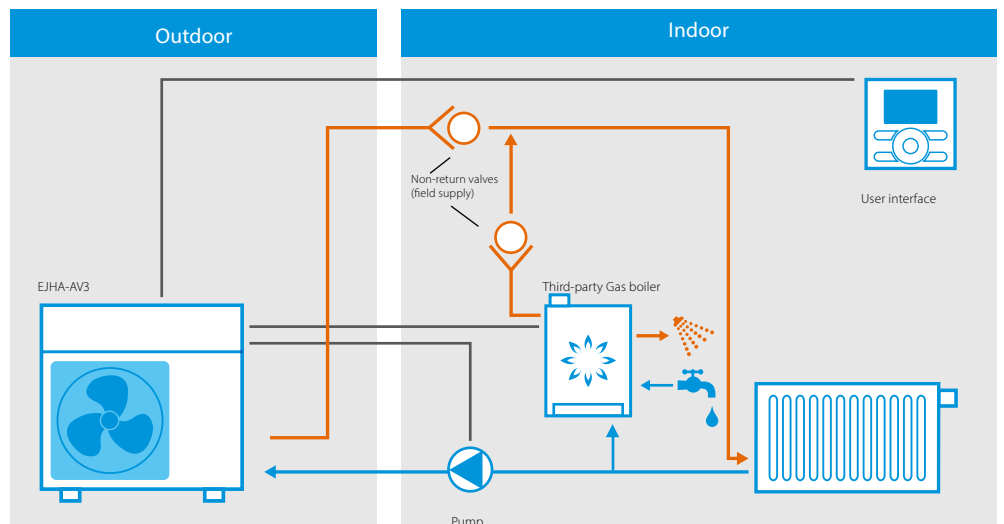
1.1 Standard Hybrid operation with a tank

In this application, a domestic hot water tank can be added if the system needs to provide high quantity of domestic hot water produced either by the heat pump or by the boiler.



2. Add-on operation

Daikin Altherma H Hybrid outdoor unit can be combined with an existing boiler. In such application, the system works in bivalent operation, meaning that this is strictly the heat pump or the boiler that is providing the required heat while in the standard applications, both can work at the same time.



Daikin Altherma H Hybrid

Hybrid technology combining condensing gas and air to water heat pump for **heating and hot water**

- › Heating only models
- › Depending on outdoor temperature, energy prices and internal heat load, the Daikin Altherma H Hybrid always selects the most economical mode to operate
- › Low investment cost: no need to replace the existing radiators (up to 80 °C) and pipe work
- › Provides sufficient heat in renovation applications as all heat loads are covered up to 32 kW
- › Easy and fast installation thanks to the compact dimensions and water connections















Heat pumps

Efficiency data					EHY2KOMB28AA + EJHA04AAV3		EHY2KOMB32AA + EJHA04AAV3	
Heating capacity	Nom.			kW			3.83 (1)	
Power input	Heating	Nom.		kW			0.85 (1)	
COP							4.49 (1)	
Space heating	Average climate water outlet 55 °C	General	SCOP	%	3.26		3.28	
			ηs (Seasonal space heating efficiency)					
			Seasonal space heating eff. class					
	Average climate water outlet 35 °C	General	SCOP	%	4.14		4.15	
			ηs (Seasonal space heating efficiency)					
			Seasonal space heating eff. class					
Domestic hot water heating	General	Declared load profile					XL	
	Average climate		ηwh (water heating efficiency)	%			87	
			Water heating energy efficiency class				A	
Indoor unit					EHY2KOMB28AA		EHY2KOMB32AA	
Central heating	Heat input Qn (net calorific value)	Nom	Min/Max	kW	7.1 / 23.7		7.6 / 27.0	
	Output Pn at 80/60 °C	Nom		kW	23.1		26.6	
	Efficiency	Net calorific value 80/60		%	98		99	
	Efficiency	Net calorific value 37/30 (30%)		%			108	
Domestic hot water	Operation range	Min/Max		°C	30 / 90			
	Output	Min/Nom		kW	7.2 / 29.1		7.6 / 32.7	
	Water flow	Rate 40/10 °C		l/min	12.5		15.0	
Gas	Operation range	Min/Max		°C	40/65			
	Connection	Diameter		mm	15			
	Consumption (G20)	Min/Max		m³/h	0.74 / 3.02		0.79 / 3.39	
Supply air	Consumption (G31)	Min/Max		m³/h	0.28 / 1.15		0.30 / 1.29	
	Connection	Concentric		mm	100			
Flue gas Casing	Connection			mm	60			
	Colour				White - RAL9010			
	Material				Precoated sheet metal			
Dimensions	Unit	HxWxD	Casing	mm	650 x 450 x 240		710 x 450 x 240	
Weight	Unit	Empty		kg	33		36	
Power supply	Phase/Frequency/Voltage			Hz/V	1~/50/230			
Electrical power consumption	Max.			W	110			
	Standby			W	2			
Outdoor unit					EJHA04AAV3			
Dimensions	Unit		HxWxD	mm	745 x 845 x 329			
Weight	Unit			kg	45			
Compressor	Quantity				1			
	Type				Hermetically sealed swing compressor			
Operation range	Heating		Min.~Max.	°CWB	-15~-25			
Refrigerant	Type				R-32			
	GWP				675			
	Charge			kg	0.56			
	Charge			TCO ₂ Eq	0.38			
Sound power level	Heating		Nom.	dB(A)	58.7			
Sound pressure level	Heating		Nom.	dB(A)	37			
Power supply	Name/Phase/Frequency/Voltage			Hz/V	V3/1~/50/220-240			
Current	Recommended fuses			A	20			

(1) Ta DB/WB 7 °C/6 °C - LWC 35 °C (DT = 5 °C).

Options - system














Group	Description	Material name	 Pair Hybrid	 Add-on Hybrid
Controllers	 User interface: English – Dutch – Italian – French	EKRUHML1	•	•
	User interface: English – Dutch – Italian – German	EKRUHML2	•	•
	 Gateway 1: I/O version	DCOM-LT/IO ⁽²⁾	•	•
	 Gateway 2: Modbus version	DCOM-LT/MB ⁽²⁾	•	•
	 LAN + PV Solar (installation box EKBRPA6 available)	BRP069A61	•	•
	LAN only (installation box EKBRPA6 available)	BRP069A62	•	•
	 Wired room thermostat	EKRTWA	•	
	 Wireless room thermostat	EKRTR1	•	
	 External room sensor	EKRTETS ⁽⁴⁾	•	
	Sensor	Remote outdoor sensor	EKRSCA1 ⁽³⁾	•
Other	 Thermistor kit for pressurised tanks & 3rd party tank	EKTH3	•	
	 Thermistor kit for pressureless tanks	EKTH4	•	
	Bottom plate heater (dedicated type)	EKBPH04JH	•	•
	Ball valves	EKBALLV1	•	•
	Add-on: pump	EKADDONJH		•
	Add-on: cable + 2 non-return valves	EKADDONJH2		•
	PC USB cable	EKPCCAB(4)	•	
	 Connection kit for 3 rd party tank	EKHY3PART	•	
	Connection kit for pressureless tank	EKDVCLT3HX	•	
	Heat pump convector valve kit	EKVKHPC	•	•
Freeze protection valve for field piping	AFVALVEHY2	•	•	

(2): Compatible with EKRUHML user interface.

(3): Only 1 sensor can be connected: indoor OR outdoor sensor.

(4): Can only be used in combination with the wireless room thermostat EKRTR1.

Options - boiler

Accessory		Sales region	Material name		
				EHY2KOMB28AA	EHY2KOMB32AA
Boiler options		IT, ES, CZ, GR, PL, PT	EKFJM1A	•	
		IT, ES, CZ, GR, PL, PT	EKFJL1A		•
		FR, BE	EKFJM2A	•	
		FR, BE	EKFJL2A		•
		UK	EKFJM3A	•	
		UK	EKFJL3A		•
		DE	EKFJM6A	•	
		DE	EKFJL6A		•
		IT, ES, CZ, GR, PL, PT	EKVK4A	•	•
		DE	EKVK6A	•	•
Filling loop set		All	EKFL1A	•	•
Solar water heater connection set (cable + probe sensor)		All	EKSH1A	•	•
Concentric connection Ø 80/125		All	EKHY090717	•	•
Eccentric connection Ø 80		All	EKHY090707	•	•
Dongle set (wireless connection from PC to boiler)		All	EKDS1A	•	•
Cover plates		All	EKCP1A	•	•
		All	EKHY093467 ⁽¹⁾	•	•
Propane sets (G31)		All	EKHY075787		•
		All	EKPS075867	•	
Conversion kits (G25)		DE, BE, FR	EKPS076217	•	
		DE, BE, FR	EKPS076227		•

(1): cannot be used in combination with B-packs.

Type	Material name
Adapter Flex-Fixed PP 100	EKFGP6316
Adapter Flex-Fixed PP 130	EKFGS0252
Chimney Connection 60/100	EKFGP4678
Chimney Connection 60/100	EKFGP4678
Chimney Connection 80/125	EKFGP4828
Chimney Connection 60/10 Air Intake Dn. 80 C83	EKFGV1101
Chimney Top PP 100 incl. Flue Pipe	EKFGP5497
Chimney Top PP 130 incl. Flue Pipe	EKFGP5197
Concentric connection Ø 80/125	EKH-Y090717
Connector Flex-Flex PP 100	EKFGP6325
Connector Flex-Flex PP 130	EKFGP6366
Connector Flex-Flex PP 80	EKFGP6324
Connection set 60/10-60 Flue/Air intake Dn. 80 C53	EKFGV1102
Eccentric connection Ø 80	EKH-Y090707
Elbow PP/ALU 80/125 90°	EKFGP4810
Elbow PP/GLV 60/100 30°	EKFGP4664
Elbow PP/GLV 60/100 45°	EKFGP4661
Elbow PP/GLV 60/100 90°	EKFGP4660
Elbow PP/GLV 80/125 30°	EKFGP4814
Elbow PP MB-AIR 80 90°	EKFGW4085
Elbow PP BM-AIR 80 45°	EKFGW4086
Extension Flex PP 100 l=10 M	EKFGP6346
Extension Flex PP 100 l=15 M	EKFGP6349
Extension Flex PP 100 l=25 M	EKFGP6347
Extension Flex PP 130 l=30 M	EKFGS0250
Extension Flex PP 80 l=10 M	EKFGP6340
Extension Flex PP 80 l=15 M	EKFGP6344
Extension Flex PP 80 l=25 M	EKFGP6341
Extension Flex PP 80 l=50 M	EKFGP6342
Extension PP 60 x 500	EKFGP5461
Extension PP/GLV 60/100 x 1,000 mm	EKFGP4652
Extension PP/GLV 60/100 x 500 mm	EKFGP4651
Extension PP/GLV 80/125 x 10,000 mm	EKFGP4802
Extension PP/GLV 80/125 x 500 mm	EKFGP4801
Extension P BM-Air 80 x 500	EKFGW4001
Extension P BM-Air 80 x 1,000	EKFGW4002
Extension P BM-Air 80 x 2,000	EKFGW4004
Filling loop set	EKFL1AA
Flex 100-60 + Support Elbow	EKFGP6354
Flex 130-60 + Support Elbow	EKFGS0257
Flex Kit PP Dn.60-80	EKFGP1856
Flex Kit PP Dn.8	EKFGP2520
Flue Deflector 60 (UK Only)	EKFGP1295
Flue gas non-return flap	EKFGF1A
Gas conversion kit from G20 to G25	EKPS076227

Flue gas connections

Type	Material name
Inspection Elbow Plus PP/ALU 80/125 90° EPDM	EKFGP4820
Meas. Tee with Inspection Panel PP/GLV 60/100	EKFGP4667
Plume Managment Kit 60 (UK Only)	EKFGP1294
PMK Elbow 60 45° (2 pcs) (UK Only)	EKFGP1285
PMK Elbow 60 90° (UK Only)	EKFGP1284
PMK Extension 60 l=1,000 incl. breaket (UK Only)	EKFGP1286
Roof Terminal PP/GLV 60/100 AR460	EKFGP6837
Roof Terminal PP/GLV 80/125 AR300 Ral-9011	EKFGP6864
Spacer PP 80-100	EKFGP6333
Support Breaket Top Inox Dn.100	EKFGP6337
Support Breaket Top Inox Dn.130	EKFGP6353
Tee Flex 100 Boiler Connectionset 1	EKFGP6368
Tee Flex 130 Boiler Connectionset 1	EKFGP6215
Thermistor recirculator	EK TH2
Wall Bracket Dn.100	EKFGP4481
Wall Bracket Dn.100	EKFGP4631
Wall Terminal Kit low profile PP/GLV 60/100	EKFGP1293
Wall Terminal Kit low profile PP/GLV 60/100	EKFGP297 7
Wall Terminal Kit PP/GLV 60/100	EKFGP2978
Wall Terminal Kit PP/GLV 60/100	EKFGP1292
Wall Terminal Kit PP/GLV 80/125	EKFGW6359
Wall Terminal Kit low profile PP/GLV 60/100 (UK only)	EKFGP1299
Weather Slate Flat Alu 60/100	EKFGP6940
Weather Slate Flat Alu 60/100 0°-15°	EKFGP1296
Weather Slate Flat Alu 80/125	EKFGW5333
Weather Slate Flat Alu 80/125 0°-15°	EKFGP1297
Weather Slate Steep Pb/GLV 60/100 18°-22°	EKFGS0518
Weather Slate Steep Pb/GLV 60/100 23°-27°	EKFGS0519
Weather Slate Steep Pb/GLV 60/100 43°-47°	EKFGS0523
Weather Slate Steep Pb/GLV 60/100 48°-52°	EKFGS0524
Weather Slate Steep Pb/GLV 60/100 53°-57°	EKFGS0525
Weather Slate Steep Pb/GLV 80/125 18°-22°	EKFGT6300
Weather Slate Steep Pb/GLV 80/125 23°-27°	EKFGT6301
Weather Slate Steep Pb/GLV 80/125 43°-47°	EKFGT6305
Weather Slate Steep Pb/GLV 80/125 48°-52°	EKFGT6306
Weather Slate Steep Pb/GLV 80/125 53°-57°	EKFGT6307
Weather Slate Steep PF 60/100 25°-45°	EKFGP7910
Weather Slate Steep PF 80/125 25°-45° Ral-9011	EKFGP7909
Elbow PP 60/100 90° + MP Generic	DR90ELBO60100AA
Wall term Mugro STD 60/100 Telescopic	DRWTERT60100AA

Flue gas connections

Table of content

Boilers

Condensing boilers.....	144
Gas condensing boilers.....	146
Daikin Altherma 3 C Gas W.....	146
Daikin Altherma C Gas W.....	152
Daikin Altherma C Gas ECH ₂ O.....	154
Daikin Altherma C Oil.....	158
Flue gas evacuation system.....	164



Condensing boilers

Why choose a condensing boiler?

Daikin's gas or oil condensing boilers are the best option for individual that plan to replace an existing boiler with a more energy efficient and cost-saving alternative. Both the GCU compact and Wall Mounted Boiler provide end users with reliable performance and efficient heating and hot water.

✓ Comfort

Daikin's gas condensing boilers deliver the ultimate in comfort. Optimal heating ensures seamless operation to deliver reliable year-round heating, even in extreme weather conditions. Instant hot water is possible with our combi range, but also possible with a separate thermal store featuring the ECH₂O tank.

✓ Energy efficiency

Condensing technology

Using latent heat in the flue gas, our condensing technology achieves 107% more energy efficiency by using renewable energy to produce hot water.

Condensing technology

Premix Technology incorporates a modulation fan to perfectly combine combustion air and fuel before it reaches the burner (air/gas mixer), to ensure a high efficiency combustion.

With the combustion of 1 m³ natural gas, 1.7 kg of water vapour is released in the flue gas as latent heat. Instead of being disposed through the flue, the water vapour containing latent heat is then recirculated, and subsequently reheated by a uniquely designed exchanger.

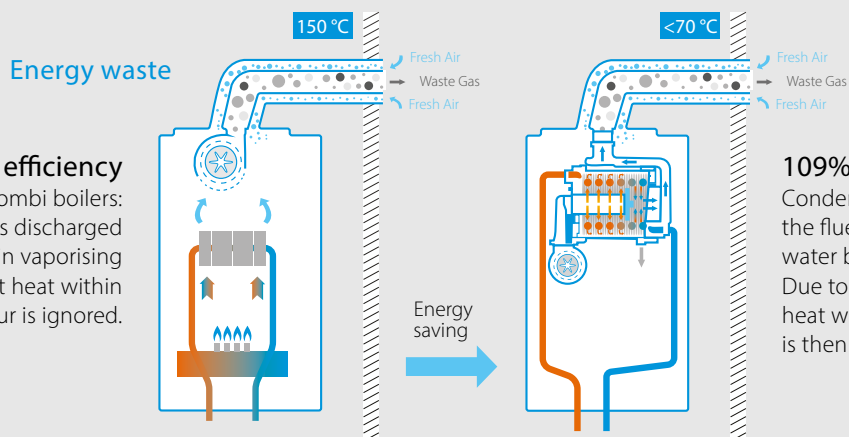
Condensation forms as a result of the water vapour being cooled to a temperature just below dew point, and subsequently drained via a siphon. The condensing technology uses optimum fuel efficiency, with reduced emissions of NO_x and CO, to ensure high cost savings and environmentally-friendly operation.



✓ Flexibility

Easy installation and service

All parts are accessible from the front and are low maintenance. The flue gas installation can be adapted to all kinds of configuration thanks to its flexibility.



93% efficiency

Conventional combi boilers: Water vapour is discharged through the flue in vaporising phase and latent heat within the water vapour is ignored.

109% efficiency

Condensing combi boilers: the flue gas collides with influent water before being discharged. Due to this occurrence, latent heat within the water vapour is then released.

Daikin Altherma 3 C Gas W

wall mounted gas condensing boiler



Why choose the Daikin gas condensing boiler?

Low weight

27 kg

Connectivity/Cloud Service

Always in control, no matter where you are.

Easy installation and service

All parts are accessible from the front. The gas-adaptive combustion system (Lambda Gx) means lower maintenance and installation time in a minimalist space. The Lambda Gx is compatible with wall mounted and floor standing units.

Solar thermal connection

Usable in combination with solar thermal store (renewable energy)

- › Combi boiler: solar preheating
- › Heating only boiler: solar controller input



Flexible in use

Thanks to IPX5D standard and its compact dimensions, it's possible to install in nearly all room conditions, such as kitchen cupboards, bathroom, utility room, heating room, balcony (in-wall kit).

Modulation 1:8

Capacity adapts to required heat of 4 to 28 kW and 5 to 35 kW.

Daikin eye

Monitor the operating status of your combi boiler with the Daikin Eye.

Unique interface


- › Stylish interface appeals to all end-users
- › State-of-the-art technology meets user-friendly design
- › The side details and convex front panel deliver an integrated view

Most compact

12, 18, 24 kW: 400 x 255 x 580 mm
28, 35 kW: 450 x 288 x 666 mm

High modulation rate

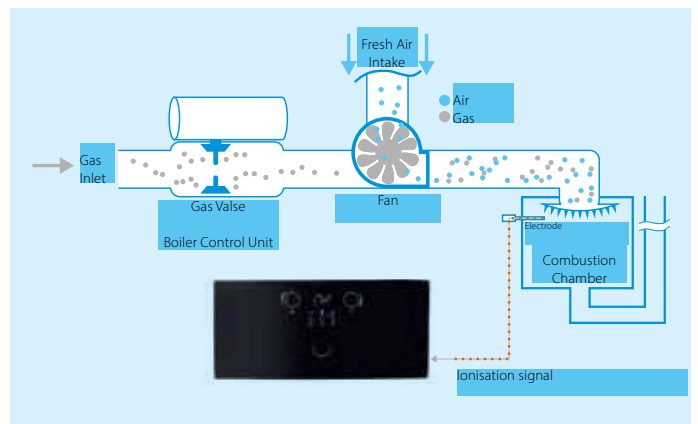
The opportunity to adjust the burner power ensures the seamless and continuous operation of the device. Smooth functioning of the system means increased comfort, a low risk for system failure and the ability to neutralise harmful substance emissions that may occur during ignition. Modulation is also automatically provided by the electronic control.





✓ Lambda Gx: automatic gas adaptation system

With the Lambda GX, the correct combination of air and gas is regulated to achieve efficient combustion, which leads to higher cost savings and less installation and adjustment effort. With Lambda Gx, you have the advantage that you need no other parts like a gas cover to change from natural gas (NG) to liquid gas (LPG).



✓ Daikin Eye

You can monitor the operating status of your combi boiler with the Daikin Eye.

Blue

When the Daikin Eye indicates a blue colour, it means the boiler is functioning properly. The Daikin Eye will flash on and off when it's running on stand by mode.

Red

When the Daikin Eye indicates a red colour, it means the boiler is out of commission and requires a maintenance check.

✓ Product features

Flue Adapter 60/100

- › Factory mounted
- › Compatible with top adapters/elbows of different flue gas manufacturers
- › With measurement wholes for air and flue gas

Heat Exchanger

- › Daikin design
- › Material: Aluminium
- › Modulation:
12-18-24 kW (1:4 - 1:6 - 1:8)
28-35 kW (1:4 - 1:7)

Expansion Vessel

- › Integrated
- › 12-18-24 kW: 8 liters
28-35 kW: 10 liters

Gas Valve

- › Less maintenance needed
- › Automatic gas adaptive system
- › No additional parts/tools for changing from NG to LPG

Domestic Hot Water Plate Heat Exchanger

Increased number of plates to provide faster hot water production at high efficiency including warm start function.

Pump & Return Hydroblock

- › Includes filter and flow restrictor
- › Air vent, drain tap and Internal bypass
- › Low energy pump

Fan

- › Wide modulation range
- › Low noise

✓ Small gas condensing combi boiler

The smallest Combi boiler
(12-18-24 kW)

Lightweight Combi boiler
(28-35 kW)

Occupies only
0.06 m³

27 kg

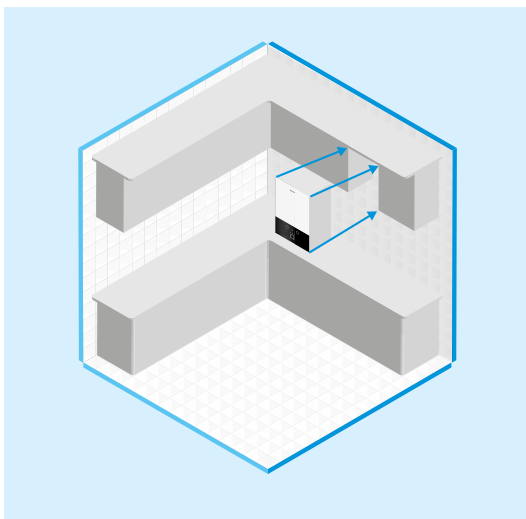
37 kg



reddot award 2018
winner

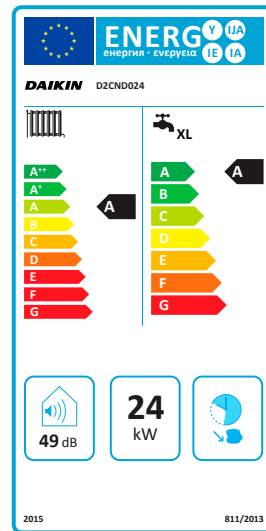
Easy installation & maintenance

The small and lightweight combi boiler guarantees fast installation, minimal maintenance and a flexible system to adapt to various rooms.



High energy class

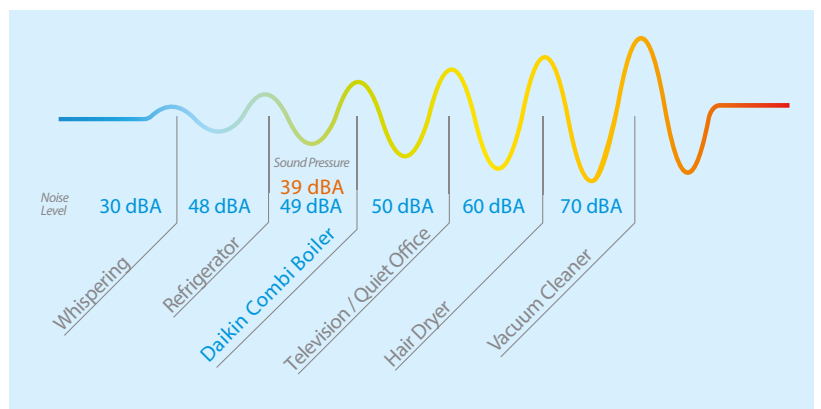
Energy Class A adheres to European ERP Standards.



Silence

Sound power: 49 db(A): The sound power is the sound level heard when you are close to the unit. The sound level is similar to heating a dishwasher operating in an adjacent room.

Sound Pressure: 39 db(A): The sound pressure is the sound level heard when you are standing 1 meter from the unit. The sound level is akin to the quiet environment of a library.





Best for your home with compact dimensions



Capacity
T-Model: 12-18-24-28-35 kW.
C-Model: 24-28-35 kW.



Compact size
Measuring only 0.06 m³, this slim, state-of-the-art design combines power with aesthetics.



Modulation
The device can drop down to 3 kW with a modulation ratio of 1:8. This ensures minimal energy is consumed during start/stop operations.



High energy class
Efficiency class according to EU Ecodesign Lot1 (A).



Full condensation
Latent heat from the flue gas is obtained and added to the system, leading to both increased efficiency and energy savings.



Lambda Gx system
Superior combustion technology delivers unparalleled efficiency and energy savings.



Comfort mode
The DK combi boiler is designed to provide optimal comfort levels.



Premix combustion
Achieves an efficient combustion process by creating the perfect combination of air and gas before it reaches the burner.



Electrical Protection
Safe combi boiler with a protection class of IP5D.



Lcd display
Eye-catching and user-friendly design.



Efficiency
Achieves up to 109% efficiency with full condensation.



Double heat exchanger
The device uses a Daikin-specific main exchanger equipped with in-house technology and a stainless steel domestic water exchanger.



Frequency controlled pump
The frequency control monitors power consumption to boost efficiency and save energy.



Easy maintenance
Details in design allows for easy maintenance.



Quiet
Delivers a very low sound level that reflects the new EU standards.



Daikin Residential controller via app
Control your indoor unit from any location via app (optional WLAN adapter).



Thermo regulation
The device runs the system based on data obtained from the outside temperature sensor and room thermostat.

Daikin Altherma 3 C Gas W















Supremely compact gas condensing boiler providing heating and hot water

- › Very compact unit and flexible in use: possible to install in nearly all room conditions (inside the house as well as outside) thanks to freeze protection for water piping
- › Easy to service: all parts are accessible by only removing the front panel
- › High heating efficiency up to 108%
- › High modulating range 1:8 : the capacity is adapted based on the required heat load of the house from 3 to 24 kW and 5 to 35 kW
- › Combine it with solar heating for even better energy efficiency
- › C-model: The combi model means that the boiler has a plate heat exchanger to provide instant domestic hot water
- › T-model (tank): The tank model means that the boiler does not have a plate heat exchanger. Domestic hot water is provided by an external storage tank heated by the boiler
- › A1 model means that the filling loop is internal
- › A4 model means that the filling loop is external



Indoor unit			D2	TND012A4A	TND018A4A	TND024A4A	TND028A4A	TND035A4A	CND024A1A	CND028A4A	CND035A1A		
Central heating	Heat input Qn	Nom	kW	2.9/11.2	2.9/17.0	2.9/23.5	4.8/27	4.8/34	2.9/23.5	4.8/27	4.8/34		
		Min/Max											
	Heat input Qn	Nom	kW	3.2/12.4	3.2/18.9	3.2/26.1	5.3/30	5.3/37.8	3.2/26.1	5.3/30	5.3/37.8		
		Min/Max											
	Output Pn at 80/60 °C	Min/Nom	kW	2.8/10.9	2.8/16.6	2.8/22.8	4.6/26.3	4.6/33.2	2.8/22.8	4.6/26.3	4.6/33.2		
	Output Pnc at 50/30 °C	Min/Nom	kW	3.1/12.0	3.1/18.0	3.1/24.0	5.2/28.2	5.2/35	3.1/24.0	5.2/28.2	5.2/35		
	Water pressure (PMS)	Max	bar	3									
	Water temperature	Max	°C	100									
	Efficiency	Net calorific value	%	98.6	98.2	97.9	98.2	97.9	-	-	-		
		Operation range	°C	30/80									
Piping connections				19 (3/4") Male									
Domestic hot water	Heat input Qnw	Nom	kW	2.9/11.2	2.9/17.0	2.9/23.5	4.8/29.5	4.8/34	2.9/23.5	4.8/29.5	4.8/34		
		Min/Max											
	Heat input Qnw	Nom	kW	3.2/12.4	3.2/18.1	3.2/26.1	5.3/32.7	5.3/37.7	3.2/26.1	5.3/32.7	5.3/37.7		
		Min/Max											
	Domestic hot water threshold		l/min	-									
Temperature	Factory setting	°C	50										
	Operation range	°C	35/60										
Piping connections			mm	19 (3/4") Male									
Connection diameter for heat flow and return			mm	12.7 (1/2") Male									
Gas	Connection diameter		mm	19 (3/4") Male									
	Gas connection diameter		mm	19 (3/4") Male									
	Consumption (G20)	Min/Max	m³/h	0.31/1.18	0.31/1.80	0.31/2.48	0.511/2.89	0.511/3.63	0.31/2.48	0.511/2.89	0.511/3.63		
	Consumption (G25)	Min/Max	m³/h	0.36/1.38	0.36/2.09	0.36/2.89	0.59/3.32	0.59/4.19	0.36/2.89	0.59/3.32	0.59/4.19		
	Consumption (G31)	Min/Max	m³/h	0.12/0.46	0.12/0.69		0.2/1.1	0.2/1.38	0.12/0.96	0.2/1.1	0.2/1.38		
Supply air	Connection		mm	100									
	Concentric			1									
Flue gas	Connection		mm	60									
	General		%	93									
Space heating	Seasonal space heating efficiency		%	93									
	Seasonal space heating eff. class			A									
Domestic hot water heating	General	Declared load profile		-							XL		
		Water heating energy efficiency class		-							85	83	
				-							A		
Casing	Colour		Titanium White (Ral9003)										
	Material		Sheet metal			Powder painted galvanised steel plate			Sheet metal		Powder painted galvanised steel plate		
Dimensions	Unit	Height x Width x Depth	mm	590 x 400 x 256				690 x 440 x 295		590 x 400 x 256		690 x 440 x 295	
	Weight	Unit	kg	27				36		27		37	
Power supply	Phase/Frequency/Voltage		Hz/V	1~/50/230				1~/50/230					
Electrical power consumption	Max.		W	86		92		112		86		92 112	
	Standby		W	3.5		2.7		3.5		2.7			

Options

Category		Description	Material Nr
Controllers		Outdoor sensor	150042
		Solar Temperature Sensor	DRSLRTESENSAA
		Daikin OT+ room thermostat	DOTROOMTHEAA
		Communication gateway	DRGATEWAYAA
System control - Cascade		Cascade Controller (E8.5064 V1)	DRCASCACONTAA
		Zone Controller (E8.1124)	DRZONECCONTAA
		CoCo OT-CAN Adapter	DRCOCOADPTRAA
		Lago CAN BUS room thermostat	DRCBROOMTHEAA
		Flow temperature sensor (Cascade)	DRFLWTESENSAA
		Outdoor temperature sensor (Cascade)	DRODRTESENSAA
		Storage Tank Temperature Sensor (Cascade)	DRSTKTESENSAA
Flue gas		Connector Elbow PP 60/100 + MP(0 mm)	DRMEEA60100BA
		Twin Box Adapter 80/80 + MP(0 mm)	DRDECOP8080BA
		Vert. Conn. 60/100-80/125 + MP(0 mm)	DRDECO80125BA
Mechanical		Cover plate (12-18-24 kW)	DRCOVERPLATAA
		Cover plate (28-35 kW)	DRCOVERPLA2AA
		Antifreezing set	DRANTIFREEZAA
Valve kit		Valve Kit C1 - 90° valves	DRVALVEKIC1AA
		Valve Kit C2 - 90° valves	DRVALVEKIC2AA
		Valve Kit T1 - 90° valves	DRVALVEKIT1AA
		Valve Kit T2 - 90° valves	DRVALVEKIT2AA
Pump Groups & Other		Seperator for mud and magnetit	SAS1 156021
		Seperator for mud and magnetit	IT.DEFANG-TP
		Seperator for mud and magnetit	IT-DEFANG-OT
		Unmixed Pump Group	DRUPUMPGRUPAA
		Mixed Pump Group	DRMPUMPGRUPAA
For service		Service box	DRSERVCBOX1AA - 5020177

Daikin Altherma C Gas W

High efficiency gas condensing boiler for heating and hot water

- › High efficiency gas condensing boiler
- › Top efficiency gas condensing boiler thanks to labyrinth fin heat exchanger for improved heat exchange
- › Low running costs for both heating and hot water thanks to new dual heat exchanger
- › Maximum heating comfort and domestic hot water when it is most needed
- › Quick, easy and compact installation thanks to our optional pre-assembled B-pack, containing all auxiliary components



Indoor unit				EHOB	G12A	G18A	12AH	18AH	42AH
Central heating	Heat input Qn (net calorific value)	Nom	Min/Max	kW	3.8/12.5	5.6/18.7	3.5/11.8	5.6/18.7	7.8/42.5
	Heat input Qn (gross calorific value)	Nom	Min/Max	kW	4.2/13.9	6.2/20.8	3.9/13.1	6.2/20.8	8.7/47.2
	Output Pn at 80/60 °C	Min/Nom		kW	-/12.2	-/18.2	3.4/11.5	5.4/17.8	7.7/40.9
	Output Pnc at 50/30 °C	Min/Nom		kW		-/-	3.8/12.0	5.9/18.7	8.5/42.2
Gas	Water pressure (PMS) Max			bar			3		
	Water temperature Max			°C			90		
	Operation range	Min/Max		°C			30/90		
	Connection	Diameter		mm			15		
Supply air	Consumption (G20)	Min/Max		m ³ /h	0.36/1.30	0.58/1.94	0.36/1.22	0.55/1.94	0.81/4.41
	Consumption (G25)	Min/Max		m ³ /h	0.42/1.50	0.67/2.25	0.42/1.42	0.64/2.25	0.94/5.10
	Consumption (G31)	Min/Max		m ³ /h	0.14/0.49	0.22/0.74	0.14/0.47	0.21/0.74	0.31/1.68
Flue gas	Concentric						60/100		
	Connection			mm			60		
Space heating	General	ηs (Seasonal space heating efficiency)		%	92			91	
		Seasonal space heating eff. class			A				
Casing	Colour	White - RAL9010							
	Material	Precoated sheet metal							
Dimensions	Unit	Height x Width x Depth	Casing	mm	590 x 450 x 240				710 x 450 x 240
Weight	Unit	Empty		kg	30				36
Power supply	Phase/Frequency/Voltage			Hz/V	1/50/230				
	Max.			W	80				
Electrical power consumption	Max.			W	135				
	Standby			W	2				

Indoor unit				EKOMB	22AH	28AH	33AH	G22A	G28A	G33A
Central heating	Heat input Qn (net calorific value)	Nom	Min/Max	kW	5.6/18.7	7.1/23.7	7.2/27.3	5.5/23.3	7.1/29.1	7.6/32.7
	Heat input Qn (gross calorific value)	Nom	Min/Max	kW	6.2/20.8	7.9/26.3	8.0/30.3	6.1/25.9	7.9/32.3	8.4/36.3
	Output Pn at 80/60 °C	Min/Nom		kW	-/17.8	-/22.8	-/26.3	-/22.7	-/28.4	-/32.1
	Water pressure (PMS) Max			bar				3		
Domestic hot water	Water temperature Max			°C				90		
	Heat input (net calorific value) Qnw	Nom	Min/Max	kW	5.6/22.1	7.1/28.0	7.2/32.7	5.5/23.3	7.1/29.1	7.6/32.7
	Heat input (gross calorific value) Qnw	Nom	Min/Max	kW	6.2/24.6	7.9/31.1	8.0/36.3	6.1/25.9	7.9/32.3	8.4/36.3
	Domestic hot water threshold			l/min	2.0			-		
Gas	Temperature	Factory setting		°C	60					
	Operation range	Min/Max		°C	40/65					
	Connection	Diameter		mm	15					
	Consumption (G20)	Min/Max		m ³ /h	0.58/2.29	0.74/2.91	0.75/3.39	0.58/2.42	0.74/3.02	0.79/3.39
Supply air	Consumption (G25)	Min/Max		m ³ /h	0.67/2.65	0.85/3.26	0.86/3.93	0.62/2.82	0.84/3.46	0.89/3.92
	Consumption (G31)	Min/Max		m ³ /h	0.22/0.87	0.28/1.11	0.28/1.29	0.21/0.94	0.29/1.19	0.30/1.29
	Concentric				60/100					
Flue gas	Connection			mm	60					
	Space heating	General	ηs (Seasonal space heating efficiency)		%	91	92	93	91	92
Seasonal space heating eff. class				A						
Domestic hot water heating	General	Declared load profile		%	L	XL		L	XL	
		ηwh (water heating efficiency)		%	78	81		90	83	84
		Water heating energy efficiency class			A					
Casing	Colour	White - RAL9010								
	Material	Precoated sheet metal								
Dimensions	Unit	Height x Width x Depth	Casing	mm	590 x 450 x 240	650 x 450 x 240	710 x 450 x 240	590 x 450 x 240	650 x 450 x 240	710 x 450 x 240
Weight	Unit	Empty		kg	30	33	36	30	33	36
Power supply	Phase/Frequency/Voltage			Hz/V	1~/50/230					
	Max.			W	80					
Electrical power consumption	Max.			W	135					
	Standby			W	2					

(1) Setpoint 40 °C (2) Setpoint 60 °C

Options

	Type	Material name	Condensing boilers							
			EKOMB*				EHOB*			
			Combi 22kW TOP Grade	Combi 22kW HIGH Grade	Combi 28kW TOP Grade	Combi 28kW HIGH Grade	Combi 33kW	H/O 12kW	H/O 18 kW	H/O 42kW
Controllers	Rf-wlan converter	EKRFLAN1A	•	•	•	•	•	•	•	•
	Dongle set	EKDS1A	•	•	•	•	•	•	•	•
Installation	Cover plate 35	EKCP1A	•	•	•	•	•	•	•	•
	Solar water heater connection set	EKSH1A	•	•	•	•	•	•	•	•
Sensor	Outdoor sensor	EKOSK1A	•	•	•	•	•	•	•	•
Valve	Valve kit (IT, ES, CZ, GR, PL, PT)	EKVK4A	•	•	•	•	•	•	•	•
	Valve kit (DE)	EKVK5A						•	•	
	Valve kit (DE)	EKVK6A	•	•	•	•	•			
	Valve kit 3-way	EK3WV1A	•	•	•	•	•	•	•	•
B-pack	B-pack for combi (IT, ES, CZ, GR, PL, PT)	EKFJS1A	•	•					•	•
	B-pack for combi (IT, ES, CZ, GR, PL, PT)	EKFJM1A			•	•				
	B-pack for combi (IT, ES, CZ, GR, PL, PT)	EKFJL1A						•		•
	B-pack for combi (FR, BE)	EKFJS2A	•	•						
	B-pack for combi (FR, BE)	EKFJM2A			•	•				
	B-pack for combi (FR, BE)	EKFJL2A						•		•
	B-pack for combi (UK)	EKFJS3A	•	•						
	B-pack for combi (UK)	EKFJM3A			•	•				
	B-pack for combi (UK)	EKFJL3A						•		
	B-pack for combi (DE)	EKFJS4A							•	•
	B-pack for combi (DE)	EKFJS6A	•	•						
	B-pack for combi (DE)	EKFJM6A			•	•				
	B-pack for combi (DE)	EKFJL6A							•	
Propane set		EKHV075787	•							
		EKPS075867					•	•		•
		EKPS075877	•							
		EKPS075917							•	
Conversion set		EKPS076197							•	
		EKPS076207	•							•
		EKPS076217		•	•					•
		EKPS076227		•					•	•
Flue gas	Flue gas non return flap (flue gas cascade)	EKFGF1A	•	•	•	•	•	•	•	•
	Horizontal straight flue terminal (low profile) (UK)	EKFGP1A	•		•			•		
Others	Concentric connection (Ø 80/125)	EKHV090717								
	Eccentric connection (Ø 80)	EKHV090707								
	Adaptor set concentric 60/100	EKAS1A	•	•	•	•	•			

Daikin Altherma C Gas ECH₂O

Floor standing gas condensing boiler



Why choose the Daikin floor standing boiler?

The unit combines modern gas condensing technology with a pressure less thermal store. Customers achieve the highest heating comfort, maximum water hygiene and a small installation footprint.

Multifaceted

Combine with solar and another heat source

Highest hygiene

Complies with superior standards for water sanitation

Connectivity

Features a wireless connection

High DHW Tapping Profile

(3xx = L) and (5xx = XL)

Attractive design

Compact measurements

3xx: 595 x 615 x 1,896 mm

5xx: 790 x 790 x 1,896 mm



High efficiency

Delivers over 107% more energy efficiency with ISM/Smart Start Function

Easy installation and service

Lambda Gx

Fully electronic and accessible gas-air combination

Energy efficiency

All models reach the energy label A

For example:
D2U50GB028AA
/ 4xEKSH26P1 /
Integrated controller



✓ Benefits

- › Thermal store with hygienic fresh water technology
- › Space-saving design: gas boiler and hygienic thermal store are combined in one device
- › Future-proof and flexible: direct combination with a solar system is possible and can be added any time
- › Highest heating comfort is customised for your home
- › Power output 500 kW to 28 kW through Intelligent Storage Management (ISM)



✓ Technological advantage



Health

Integrated thermal storage with hygienic fresh water technology



More space for living

Small footprint while combining a condensing boiler and a thermal store



Fit for the future

Hybrid system. The efficient thermal store can be used with additional heat generators












Daikin Altherma C Gas ECH₂O

Combining modern gas condensing technology with a thermal store in a floor standing application

- › Space-saving gas condensing boiler with integrated heat / solar storage
- › Auto Adaptive Lambda Gx combustion technology for all gas types
- › Universal use thanks to intelligent store management and a power output of 0.5 - 28 kW
- › High heat and DHW comfort with integrated ECH₂O Thermal store: fresh water hygiene technology
- › Easy integration of thermal solar and a further additional heat generator
- › Note: Solar controller (shown on picture) is an option, not standard on boiler



				D	2U30GC015A	2U30GC020A	2U50GC015A	2U50GC020A	2U50GC024A	2U50GC028A
Central heating	Heat input Qn (net calorific value)	Nom	Min/Max	kW	3.0/15.0	3.0/20.0	3.0/15.0	3.0/20.0	4.0/24.0	4.0/28.0
	Heat input Qn (gross calorific value)	Nom	Min/Max	kW	3.3/16.7	3.3/22.2	3.3/16.7	3.3/22.2	4.4/26.6	4.4/31.1
	Output Pn at 80/60 °C	Min/Nom		kW	2.9/14.6	2.9/19.5	2.9/14.6	2.9/19.5	3.9/23.4	3.9/27.2
	Output Pnc at 50/30 °C	Min/Nom		kW	3.2/15.7	3.2/20.9	3.2/15.7	3.2/20.9	4.3/25.0	4.3/29.1
	Water pressure (PMS)	Max		bar				3		
	Water temperature	Max		°C				85		
Domestic hot water	Operation range	Min/Max		°C				10/85		
	Heat input (net calorific value) Qnw	Nom	Min/Max	kW	3.0/15.0	3.0/20.0	3.0/15.0	3.0/20.0	4.0/24.0	4.0/28.0
	Heat input (gross calorific value) Qnw	Nom	Min/Max	kW	3.3/16.7	3.3/22.2	3.3/16.7	3.3/22.2	4.4/26.6	4.4/31.1
	Output	Min/Nom		kW	3.0/15.0	3.0/20.0	3.0/15.0	3.0/20.0	4.0/24.0	4.0/28.0
	Temperature	Factory setting		°C				58		
	Operation range	Min/Max		°C				10/70		
Piping connections Gas	Cold in-Hot out			Inch				G 1" (male)		
	Connection	Diameter		mm				20		
	Consumption (G20)	Min/Max		m ³ /h	0.32/1.59	0.32/2.11	0.32/1.59	0.32/2.11	0.42/2.54	0.42/2.96
	Consumption (G25)	Min/Max		m ³ /h	0.35/1.75	0.35/2.33	0.35/1.75	0.35/2.33	0.47/2.80	0.47/3.26
Supply air	Consumption (G31)	Min/Max		m ³ /h	0.16/0.62	0.16/0.82	0.16/0.62	0.16/0.82	0.27/0.98	0.27/1.15
	Connection			mm				100		
	Concentric							1		
	Flue gas	Connection		mm				60		
Water circuit	Piping connections			Inch				G 1" (female)		
	Space heating	General	ηs (Seasonal space heating efficiency)	%	91	92	91	92	92	92
Domestic hot water heating	General	Declared load profile	nwh (water heating efficiency)	%	Seasonal space heating eff. class		A			
					L		XL		XL	
					77	77	84	82	84	84
Casing	Colour	Material	Traffic white (RAL9016) / Dark grey (RAL7011)							
			Dimensions	Unit	Height x Width x Depth	Casing	mm	1,895 x 595 x 615	1,895 x 790 x 790	1,895 x 790 x 790
Weight	Unit	Empty	kg	76		102		104		
				Power supply	Phase/Frequency/Voltage	Hz/V	1~/50/230			
Electrical power consumption	Max.	Standby	W	76	98	76	98	104	108	
				Drain-back solar	Piping connections solar-flow	Inch				3
				D	2U30GB015A	2U30GB020A	2U50GB015A	2U50GB020A	2U50GB024A	2U50GB028A
Central heating	Heat input Qn (net calorific value)	Nom	Min/Max	kW	3.0/15.0	3.0/20.0	3.0/15.0	3.0/20.0	4.0/24.0	4.0/28.0
	Heat input Qn (gross calorific value)	Nom	Min/Max	kW	3.3/16.7	3.3/22.2	3.3/16.7	3.3/22.2	4.4/26.6	4.4/31.1
	Output Pn at 80/60 °C	Min/Nom		kW	2.9/14.6	2.9/19.5	2.9/14.6	2.9/19.5	3.9/23.4	3.9/27.2
	Output Pnc at 50/30 °C	Min/Nom		kW	3.2/15.7	3.2/20.9	3.2/15.7	3.2/20.9	4.3/25.0	4.3/29.1
	Water pressure (PMS)	Max		bar				3		
	Water temperature	Max		°C				85		
Domestic hot water	Operation range	Min/Max		°C				10/85		
	Heat input (net calorific value) Qnw	Nom	Min/Max	kW	3.0/15.0	3.0/20.0	3.0/15.0	3.0/20.0	4.0/24.0	4.0/28.0
	Heat input (gross calorific value) Qnw	Nom	Min/Max	kW	3.3/16.7	3.3/22.2	3.3/16.7	3.3/22.2	4.4/26.6	4.4/31.1
	Output	Min/Nom		kW	3.0/15.0	3.0/20.0	3.0/15.0	3.0/20.0	4.0/24.0	4.0/28.0
	Temperature	Factory setting		°C				58		
	Operation range	Min/Max		°C				10/70		
Piping connections Gas	Cold in-Hot out			Inch				G 1" (male)		
	Connection	Diameter		mm				20		
	Consumption (G20)	Min/Max		m ³ /h	0.32/1.59	0.32/2.11	0.32/1.59	0.32/2.11	0.42/2.54	0.42/2.96
	Consumption (G25)	Min/Max		m ³ /h	0.35/1.75	0.35/2.33	0.35/1.75	0.35/2.33	0.47/2.80	0.47/3.26
Supply air	Consumption (G31)	Min/Max		m ³ /h	0.16/0.62	0.16/0.82	0.16/0.62	0.16/0.82	0.27/0.98	0.27/1.15
	Connection			mm				100		
	Concentric							1		
	Flue gas	Connection		mm				60		
Water circuit	Piping connections			Inch				G 1"		
	Space heating	General	ηs (Seasonal space heating efficiency)	%	91	92	91	92	92	92
Domestic hot water heating	General	Declared load profile	nwh (water heating efficiency)	%	Seasonal space heating eff. class		A			
					L		XL		XL	
					77	77	84	82	84	84
Casing	Colour	Material	Traffic white (RAL9016) / Dark grey (RAL7011)							
			Dimensions	Unit	Height x Width x Depth	Casing	mm	1,895 x 595 x 615	1,895 x 790 x 790	1,895 x 790 x 790
Weight	Unit	Empty	kg	78		104		106		
				Power supply	Phase/Frequency/Voltage	Hz/V	1~/50/230			
Electrical power consumption	Max.	Standby	W	76	98	76	98	104	108	
				Drain-back solar	Piping connections solar-flow	Inch				3
				D	2U30GB015A	2U30GB020A	2U50GB015A	2U50GB020A	2U50GB024A	2U50GB028A
Central heating	Heat input Qn (net calorific value)	Nom	Min/Max	kW	3.0/15.0	3.0/20.0	3.0/15.0	3.0/20.0	4.0/24.0	4.0/28.0
	Heat input Qn (gross calorific value)	Nom	Min/Max	kW	3.3/16.7	3.3/22.2	3.3/16.7	3.3/22.2	4.4/26.6	4.4/31.1
	Output Pn at 80/60 °C	Min/Nom		kW	2.9/14.6	2.9/19.5	2.9/14.6	2.9/19.5	3.9/23.4	3.9/27.2
	Output Pnc at 50/30 °C	Min/Nom		kW	3.2/15.7	3.2/20.9	3.2/15.7	3.2/20.9	4.3/25.0	4.3/29.1
	Water pressure (PMS)	Max		bar				3		
	Water temperature	Max		°C				85		
Domestic hot water	Operation range	Min/Max		°C				10/85		
	Heat input (net calorific value) Qnw	Nom	Min/Max	kW	3.0/15.0	3.0/20.0	3.0/15.0	3.0/20.0	4.0/24.0	4.0/28.0
	Heat input (gross calorific value) Qnw	Nom	Min/Max	kW	3.3/16.7	3.3/22.2	3.3/16.7	3.3/22.2	4.4/26.6	4.4/31.1
	Output	Min/Nom		kW	3.0/15.0	3.0/20.0	3.0/15.0	3.0/20.0	4.0/24.0	4.0/28.0
	Temperature	Factory setting		°C				58		
	Operation range	Min/Max		°C				10/70		
Piping connections Gas	Cold in-Hot out			Inch				G 1" (male)		
	Connection	Diameter		mm				20		
	Consumption (G20)	Min/Max		m ³ /h	0.32/1.59	0.32/2.11	0.32/1.59	0.32/2.11	0.42/2.54	0.42/2.96
	Consumption (G25)	Min/Max		m ³ /h	0.35/1.75	0.35/2.33	0.35/1.75	0.35/2.33	0.47/2.80	0.47/3.26
Supply air	Consumption (G31)	Min/Max		m ³ /h	0.16/0.62	0.16/0.82	0.16/0.62	0.16/0.82	0.27/0.98	0.27/1.15
	Connection			mm				100		
	Concentric							1		
	Flue gas	Connection		mm				60		
Water circuit	Piping connections			Inch				G 1"		
	Space heating	General	ηs (Seasonal space heating efficiency)	%	91	92	91	92	92	92
Domestic hot water heating	General	Declared load profile	nwh (water heating efficiency)	%	Seasonal space heating eff. class		A			
					L		XL		XL	
					77	77	84	82	84	84
Casing	Colour	Material	Traffic white (RAL9016) / Dark grey (RAL7011)							
			Dimensions	Unit	Height x Width x Depth	Casing	mm	1,895 x 595 x 615	1,895 x 790 x 790	1,895 x 790 x 790
Weight	Unit	Empty	kg	78		104		106		
				Power supply	Phase/Frequency/Voltage	Hz/V	1~/50/230			
Electrical power consumption	Max.	Standby	W	76	98	76	98	104	108	
				Drain-back solar	Piping connections solar-flow	Inch				3

		Regulation accessories	Type	Order No.
Room controller		Convenience controller with wall-mounting for use as a) A remote control (external equipment controller) b) Mixer unit (additional or standalone) c) Room thermostat for heat exchanger	RoCon U1	15 70 34
Mixer module		Controller for mixer valve with speed-controlled high-efficiency pump including mixer circuit sensor a) in combination with an equipment controller (RoCon B1). Mixer parameters adjustable via the heat generator. b) in combination with room controller (RoCon U1) 1. can be used as a standalone solution 2. can be integrated in the system via BUS	RoCon M1	15 70 68
Outdoor temperature sensor for RoCon convenience regulation		In conjunction with the mixer controller RoCon M1 when it is used as a zone or as a stand-alone solution	RoCon OT1	15 60 70
Gateway		For coupling the controller to the Internet for remote control the heat source via Mobile Phones (APP) .	RoCon G1	15 70 70 (Daikin brand)
Gateway		For coupling the controller to the Internet for remote control the heat source via Mobile Phones (APP) .	RoCon G1	15 70 56 (Rotex brand)
Flue-gas kit GCU compact		Double-walled connection set of 2 x 45° elbows with connection extender from DN60 / 100 to DN80 / 125.	Set GCU1	15 50 79.17
Double-walled test adapter DN 60/100		Accessories if no standard flue gas connection (Set GCU 1) is used.	D6 PA	24 60 11
Single-walled test adapter DN 60		Accessories for room-air independent operation if no standard flue gas connection (Set GCU 1) is used.	E6 PA	24 60 12
Pump Group with mixer		For a mixed heating circuit. Ready to plug in, in the thermal insulation case, with pressure controlled high-efficiency circulation pump, motor mixer, stops valves and temperature displays.		15 60 75
Pump group without mixer		For a mixed heating circuit. Ready to plug in, in the thermal insulation case, with PWMcontrolled high-efficiency circulation pump, motor mixer, stops valves and temperature displays.		15 60 77
Fittings kit for mixer group MK1/MK2		1" female thread x 1 1 / 2" flat-sealing.	VMK1	15 60 53
Convection brake		To prevent circulation under gravity in Sanicube water circuits with Drain-Back, 2 pcs., suitable up to 95 °C, for installation in any tank-side heat exchanger connections except pressure solar heat exchanger	SKB	16 50 70
Sludge and magnetite separator		Compact sludge separator with drain cock and thermal insulation. Input G1-IG (union nut), outlet G1-IG.	SAS1	15 60 21

Note: To avoid gravity circulation, in water circuits connected to the storage tanks, the installation of circulation brakes (for example, type SKB) is recommended. Please order separately if required.

Daikin Altherma C Oil

bringing oil heating into the 21st century

Why choose the Daikin oil condensing boiler?



Higher efficiency

Daikin's oil condensing technology is a worthwhile investment

Choosing the right boiler for replacing your oil heating system is a long-lasting decision. Over the years, the cost of fuel will largely exceed the boiler's initial purchase price. Therefore, this is where the Daikin Altherma C Oil can help you making the biggest savings.

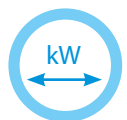
The Daikin Altherma C Oil reaches the maximum efficiency labels

All Daikin products are tested and proven to meet criteria set by the EU Ecodesign Directive. We guarantee our individual products and packaged solutions offer maximum convenience, while upholding the highest safety standards.



Advanced oil heating system

The modern Daikin Altherma C Oil will fit seamlessly into your home. Its condensing technology minimizes emissions, is very easy to operate and converts fuel into available heat with virtually no losses. The higher efficiency reduces oil consumption and allows for installing smaller oil storage tanks, which are fitted with odour barriers.



Best-in-class modulation range

A boiler with a wide modulation range

The heat demand of a building varies widely depending on weather conditions and utilisation patterns. The modulating A2 constantly adjusts its output in line with demand. This ensures optimum energy utilisation. It has a particularly large modulation range of 1:2,5. This can even be broadened to 1:64.

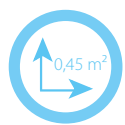
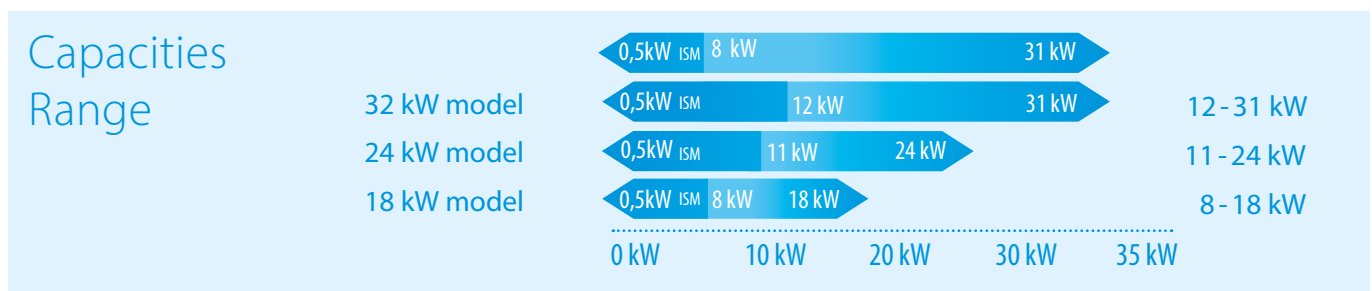


Go further with Intelligent Store Management

The Daikin Altherma C Oil can deliver 0-100 percent output to meet demand and provide continuous heat distribution in combination with Daikin's thermal stores. The thermal store volume serves as an active buffer also for space heating. Further optimisation is possible with ISM: even the lowest heat requirements of 500 watts or more can be covered, while producing as much hot water as you need. Frequent on/off switches are avoided by optimising the oil condensing boiler's burner runtimes. Fewer burner starts mean much lower emissions of harmful substances and increased energy efficiency.

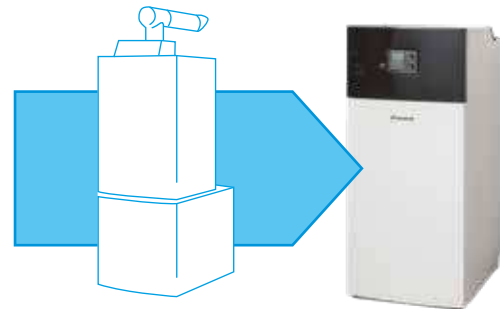


With this optimisation, the Daikin Altherma C Oil is well able to meet the steadily increasing need for a constant and immediate supply of hot water – especially with the trend for ever more luxurious bathrooms and multiple shower units in our homes, but decreasing heating requirements as building insulation improves.



Fit for any replacement

The Daikin Altherma C Oil is ideally suited to replace older boilers, thanks to the great flexibility it offers when integrated into existing systems, plus its low weight and compact dimensions.



How you can benefit from the Daikin Altherma C Oil?



Outstanding efficiency

- › Energy saving condensing technology
- › Optimum heat transfer due to innovative flue gas turbulators in the boiler body



Space saving

- › Small installation area of 0.42 m²
- › Oil tanks designed to site safely beside the boiler



Innovative technology

- › Next generation modulating burner (1:2.5)
- › ISM offers modulation of 1:64 from 0,5 to 32 kW and intelligent storage management
- › Intuitively operated electronic control unit
- › Ready for bio-oil (B10) and all commercially available fuel oils



Meets your needs

- › Ideal for replacing an existing oil boiler
- › Straightforward chimney refurbishment
- › Easy maintenance
- › Odour-proof flexible pipes prevent the smell of fuel oil
- › If used with a Daikin thermal store, possibility of direct combination with our solar thermal system or woodburning stove with back boiler

D9HA2-A

Daikin Altherma C Oil













Indoor unit				D	9HA2018A	9HA2024A	9HA2032A
Central heating	Heat input Q _n (net calorific value)	Nom	Min/Max	kW	8.5 / 18.2	10.9 / 24.7	12.8 / 32.2
	Heat input Q _n (gross calorific value)	Nom	Min/Max	kW	9.0 / 19.3	11.6 / 26.2	13.6 / 34.1
	Output P _n at 80/60 °C	Min/Nom		kW	8.3 / 17.7	10.6 / 24.1	12.5 / 31.4
	Water pressure (PMS)	Max		bar		3	
	Water temperature	Max		°C		85	
Supply air	Connection			mm		125	
	Concentric					1	
Space heating	General	η _s (Seasonal space heating efficiency)		%	91,2	81,8	92
		Seasonal space heating eff. class				A	
Casing	Colour					White + Black	
	Material					Aluminium	
Dimensions	Unit	H x W x D	Casing	mm		1,360 x 606 x 754	
Weight	Unit	Empty		kg	122	136	127
Power supply	Phase/Frequency/Voltage			Hz/V		1~/50/230	



Options

		Accessories	Order No.
Room controller RoCon U1		Convenience controller with wall-mounting for use as: a) A remote control (external equipment controller) b) Mixer unit (additional or standalone) c) Room thermostat for heat exchanger	15 70 34
Mixer module RoCon M1		Controller for mixer valve with speed-controlled high-efficiency pump including mixer circuit sensor a) In combination with an equipment controller (RoCon B1). Mixer parameters adjustable via the heat generator b) in combination with room controller (RoCon U1) 1. Can be used as a standalone solution 2. Can be integrated in the system via BUS	15 70 68
Outdoor temperature sensor RoCon OT1 for RoCon convenience regulation		In conjunction with the mixer controller RoCon M1 when it is used as a zone or as a stand-alone solution	15 60 70
Gateway RoCon G1		For coupling the controller to the Internet for remote control the heat source via Mobile Phones (APP)	15 70 56
Storage tank sensor for RoCon DT1 comfort control		Suitable for all A2 oil condensing boilers	15 60 68
Mixing PCB		Can be placed inside the boiler PCB. Same functions as external mixing module but without plastic cover (PCB only)	DRMIXINGPCBA
Flue gas Kit		To connect flue gas outlet on the bottom side of the boiler	DRFLUEGAKITA
Valve Kit		Content: 3WV with internal piping/connection valves to install inside housing to connect DHW storage tank	DRVALVEKITA2A
Smart start kit		Content: 2 mixing valves with internal piping/connection valves, flow sensor, additional temperature sensor. Kit can be installed inside housing. In combination with storage tank, this valve kit provides following functions: heating support, smartstart, electronical bypass, flow control, DHW/CH, thermal energy metering	DRSMATAKITA
Internal expansion vessel		Content: 12 l expansion vessel including piping and holder to install kit inside casing	DREXPVES12A
Sludge and magnetite separator SAS1		Compact sludge separator with drain cock and thermal insulation. Input G1-IG (union nut), outlet G1-IG	15 60 21
Water purification system Bambini		With mounting bracket and backflow preventer. For demineralisation of tap water. Fields of application are heating water, cooling water, battery water and rinsing technology. Operating pressure 2-8.6 bar, temperature range 4-30 °C. For approx. 350 l system volume. Not suitable for drinking water purification	15 30 47
Replacement cartridge EK Bambini		Usable for water purification system Bambini	15 30 48
Cleaning brush			DRCLEANBRUSA

Options

		Accessories	Order No.	
Condensate box		Not needed in all cases. Depends on local regulation and used oil type. Based on that free decision who will use. Option, but will fit inside the unit	DRCONDENBOXA	
Material refill: Granulate			DRCONDENREFA	
Oil-bleeder TOP 2		With integrated filter (multiple filter) and block valve. Working overpressure max 0,7 bar, filter 20-35 µm, return flow max. 120 l/h	15 60 79	
Pump group		For a mixed and unmixed heating circuit. Pre-assembled, leakage tested and thermally insulated assembly group. Incl. temperature indicator and arrangeable gravity brake. With Grundfoss pump UPM 3 Hybrid 25 - 70/80. Pin G1, without PWM-cable	Pump group with mixer (DRMPUMPGRPAA) Pump group without mixer (DRUPUMPGRPAA)	15 60 75 15 60 77
Screwing set for the pump group		1" IG x 1 1/2" flat sealing	15 60 53	
Heating circuit distributor 2-fold with integrated hydraulic diverter		A distributor which combines the function of a hydraulic diverter and a distributor. Applied in heating and air-conditioning systems, it enables the regulation of different lines. Separate lateral connections, incl. wall bracket and performed sound insulation. Combinable with pump group 15 60 75 or 15 60 77	15 60 78	
Hydraulic separator HW2500		Low loss header HW2500 with performed insulation and drain valve, for vertical installation, input/output G1 IG (DN 25), with union nut, flow-rate up to 2,500 l Function: - Hydraulic separation - Ventilation - Sludge separation - Detachment of magnetic particles	15 60 25	
Sludge and magnetite separator SAS2		Compact sludge separator with drain cock and thermal insulation. Input G1-IG	15 60 23	
Hydraulic diverter HWC - DN 125 for up to 3 heat generators		Consisting of DN 125 round pipe sub-divided into four zones (using perforated separator discs, length approx. 1,550 mm), equipped with 8 x heating circuit connections 1" male thread, and a 1 x 1/2" sleeve and standing foot. Max. permissible operating pressure: 6 bar, max. permissible temperature: 110 °C	17 29 00	
Thermal insulation WHWC for hydraulic diverter		Thermal insulation in accordance with EnEV, consisting of 60 mm PUR foam in a galvanised sheet steel casing	17 29 01	
VA-Oil feeding line		PEX-AL compound pipe as oil supply line approved by the building supervision authorities in the DIBT test. Test mark of the building supervision authority: Z-40.23-331. Thick-walled PEX inner pipe with butt-welded aluminium covering and silver-grey PE-external layer. Due to the aluminium covering 100% diffusion tightness. Neutral to heating oil, prevents degradation in the heating oil. Type of delivery: Ring coil packaged in box		
VA Oil pipe		Ø 12 x 3	60 m 17 06 31	
Screw connection VA-Oil		To connect the oil feed pipe VA-oil to the extraction armature and to the oil filter. Clamping ring screwed fitting made of brass or parts in contact with oil made of stainless steel. Suitable for VA-Oil pipe Ø 12 x 3, connecting thread 3 / 8" male thread. Test mark of the building supervision authority: Z-40.23-331		
Screw connection VA-Oil			10 pc. 17 80 13	
Connect VA-Oil		10 m PEX-AL compound pipe as an oil-conveying line with two screwed connection fittings 12 x 3 - 3 / 8" male thread	10 m 17 06 32	



Flue-gas evacuation system

Hybrid heat pump



Daikin Altherma R/H Hybrid

Oil condensing boiler



Daikin Altherma C Oil

Floor standing gas condensing boiler



Daikin Altherma C Gas ECH₂O

Wall mounted gas condensing boilers

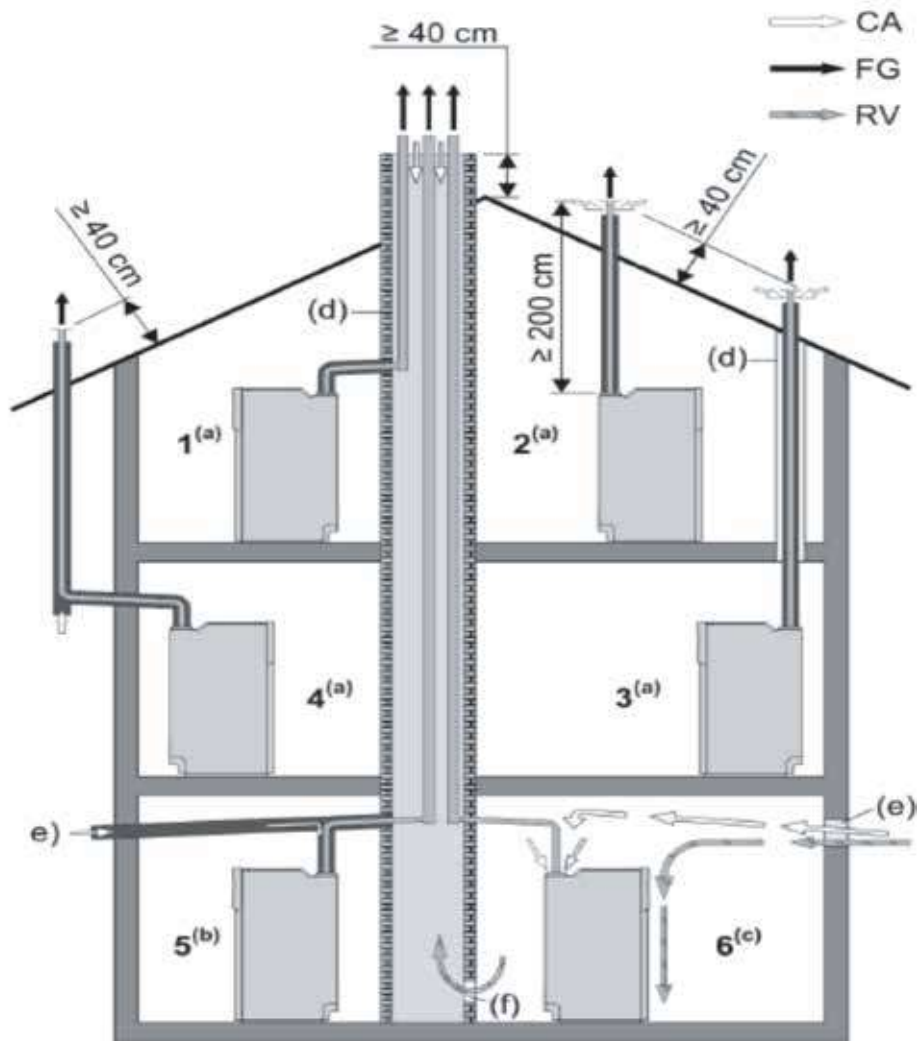


Daikin Altherma C Gas W
Daikin Altherma 3 C Gas W

Daikin Altherma C Oil overview

Your guarantee of proper operation, especially in terms of the noise level of our heat generators, depends on the use of our own brand of flue-gas evacuation systems. All our condensing gas- and oil-fired boilers are optimized and adjusted for this use.

Connection variant for Very High Energy Performance (condensing technology) oil boilers, Daikin Altherma C Oil range.



1-6 Daikin Altherma C Oil variants

CA Air (combustion) inlet

FG Flue gas

RV Ventilation

a Variant for suction connection (flue gas/concentric air inlet)

b Variant for partial suction connection (flue gas/separated air inlet)

c Variant for connection dependent on ambient air

d Ventilated vertical flue ducts with fire-resistance duration of 90 minutes (30 minutes for low-rise buildings). Respect the locally applicable standards!

e Ventilation opening (1 x 150 cm² or 2 x 75 cm²)

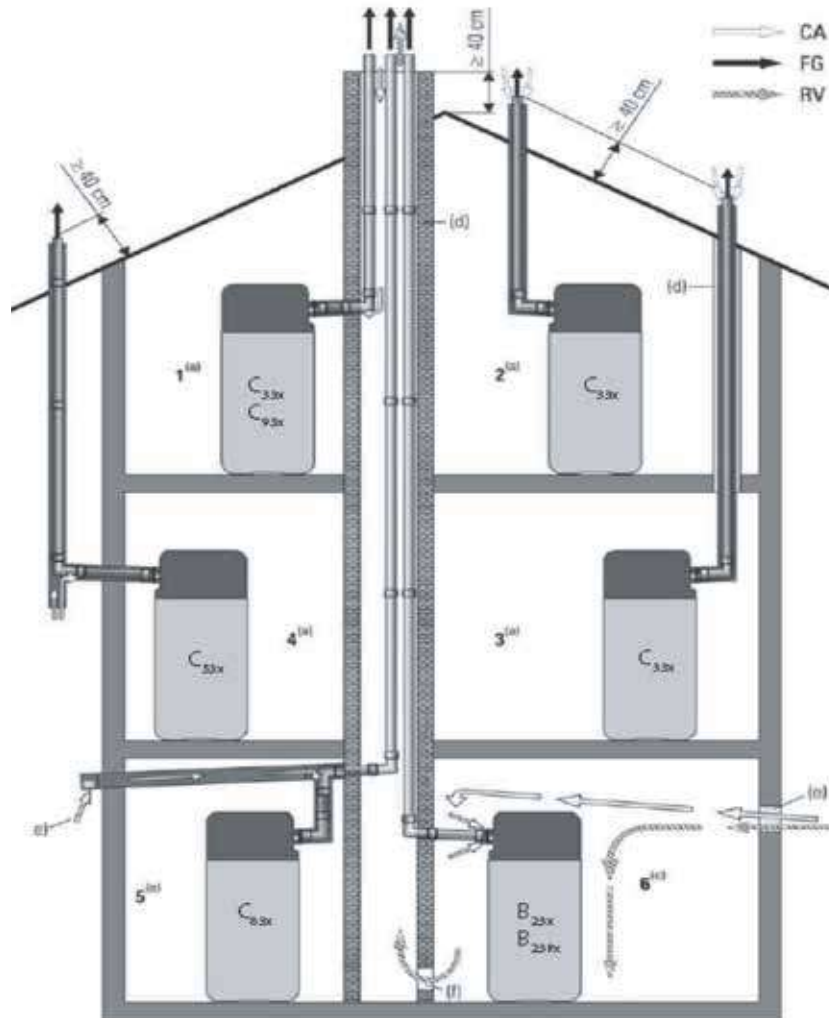
f Ventilation (150 cm²)

- › All flue-gas ducts approved for condensing operation can be installed – an adapter may be needed
- › Treatment of condensate: neutralization is essential in all cases for Very High Energy Performance (condensing technology) oil-fired boilers using EL standard oil. Neutralization may not be needed if low-sulfur fuel oil is used
- › Respect the local regulations
- › Requirements according to EN 14471: Temperature class T 120, pressure class P1, condensate consistence class W, corrosion-resistance class 2

Overview of Daikin Altherma C Gas ECH₂O

Your guarantee of proper operation, especially in terms of the noise level of our heat generators, depends on the use of our own brand of flue-gas evacuation systems. All our condensing gas- and oil-fired boilers are optimized and adjusted for this use.

Connection variants for Very High Energy Performance (condensing technology) Daikin Altherma C Gas ECH₂O.



1-6 Variants for Daikin Altherma C Gas ECH₂O

CA Air inlet (combustion)

FG Flue gas

RV Ventilation

a Variant for suction connection (flue gas/concentric air inlet)

b Variant for partial suction connection (flue gas/separated air inlet)

c Variant for connection dependent on ambient air

d Ventilated vertical flue ducts with fire-resistance duration of 90 minutes (30 minutes for low-rise buildings). Respect the locally applicable standards!

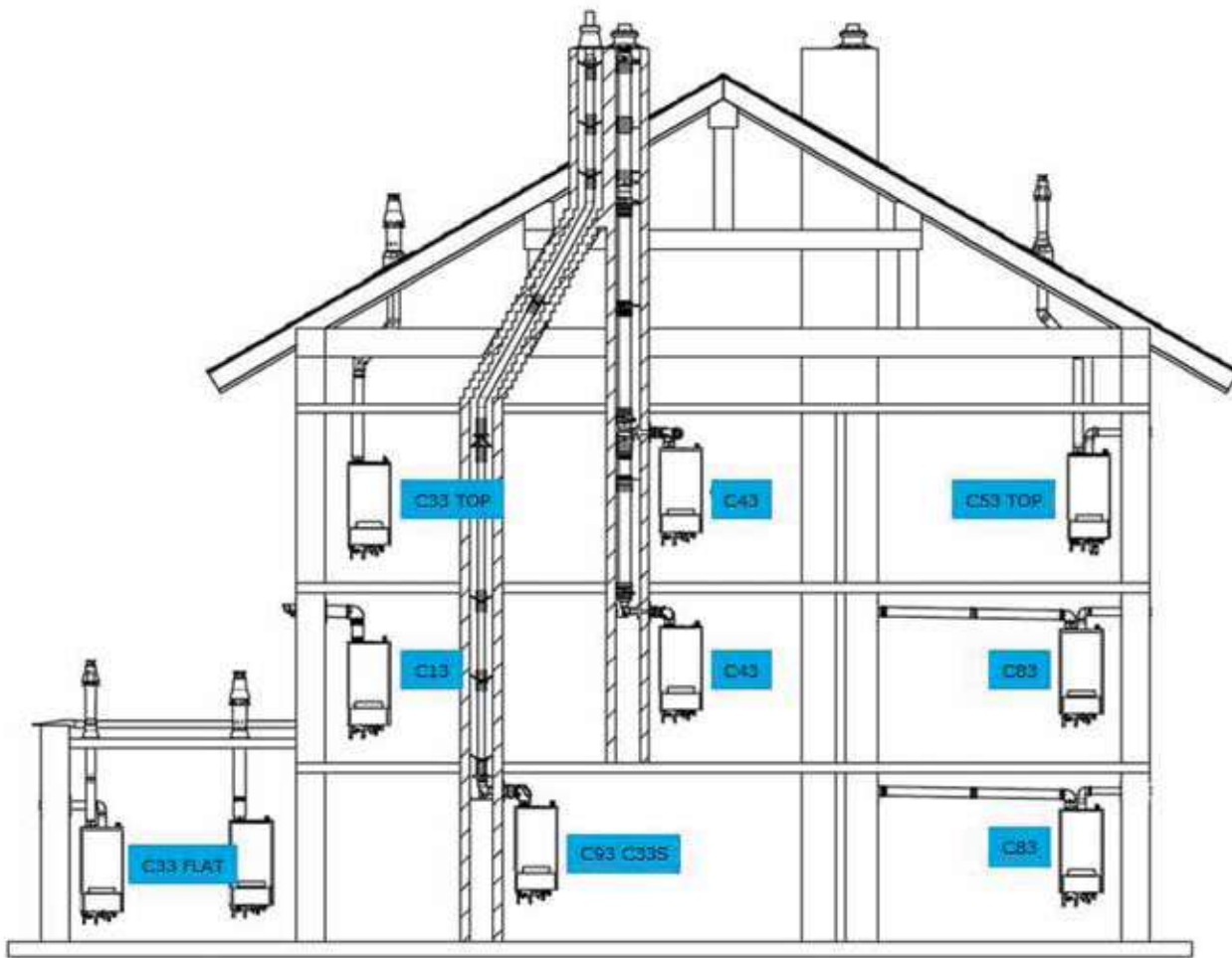
e Ventilation opening (1 x 150 cm² or 2 x 75 cm²)

f Ventilation (150 cm²)

- › All flue-gas ducts approved for condensing operation can be installed – an adapter may be needed
- › Treatment of condensate: neutralization is essential in all cases for Very High Energy Performance (condensing technology) oil-fired boilers using o EL standard oil. Neutralization may not be needed if low-sulfur fuel oil is used
- › Respect the local regulations
- › Requirements according to EN 14471: Temperature class T 120, pressure class P1, condensate consistence class W, corrosion-resistance class 2

Overview of Daikin Altherma C Gas W and Daikin Altherma R/H Hybrid

Your guarantee of proper operation, especially in terms of the noise level of our heat generators, depends on the use of our own brand of flue-gas evacuation systems. All our condensing gas- and oil-fired boilers are optimized and adjusted for this use.



1-8 Variants for Daikin Altherma C Gas W and Daikin Altherma R/H Hybrid

CA Air (combustion) inlet

FG Flue gas

RV Ventilation

B_{xx} Type CEN/TR1749:2009 for operation dependent on ambient air

C_{xx} Type CEN/TR1749:2009 for suction operation

a Variant for suction connection (flue gas/concentric air inlet)

b Variant for partial suction connection (flue gas/separated air inlet)

c Variant for connection dependent on ambient air

d Ventilated vertical flue ducts with fire-resistance duration of 90 minutes (30 minutes for low-rise buildings). Respect the locally applicable standards!

e Ventilation opening (1 x 150 cm² or 2 x 75 cm²)

f Ventilation (150 cm²)

- › All flue-gas ducts approved for condensing operation can be installed – an adapter may be needed
- › Requirements according to EN 14471: Temperature class T 120, pressure class P1, condensate consistence class W, corrosion-resistance class 2



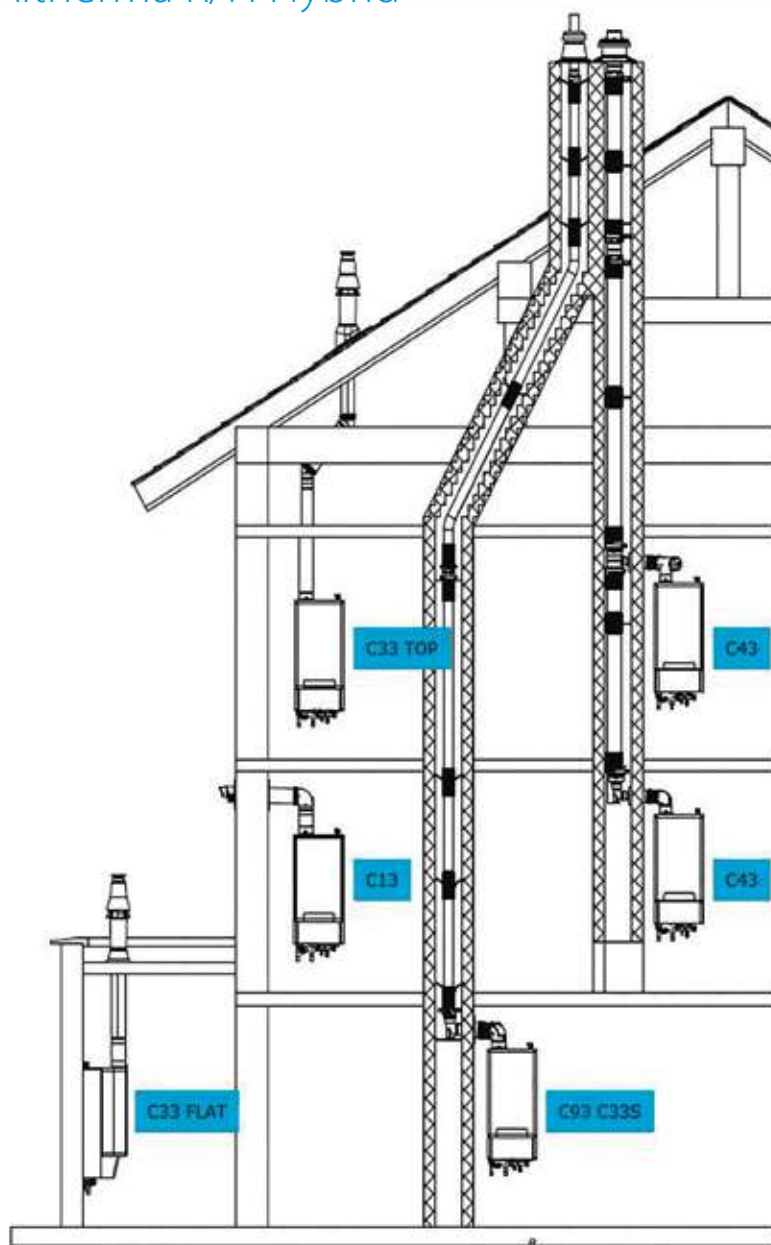
Selection tool

You can determine the optimal solution for your projects using the software for selecting smoke-evacuation accessories.

You can specify suitable flue-gas accessories (obligatory and necessary), depending on the products selected and the installation configurations.

You can also opt to make your selection online using our tool at <http://fluegas.daikin.eu>

Overview of Daikin Altherma C Gas W and Daikin Altherma R/H Hybrid



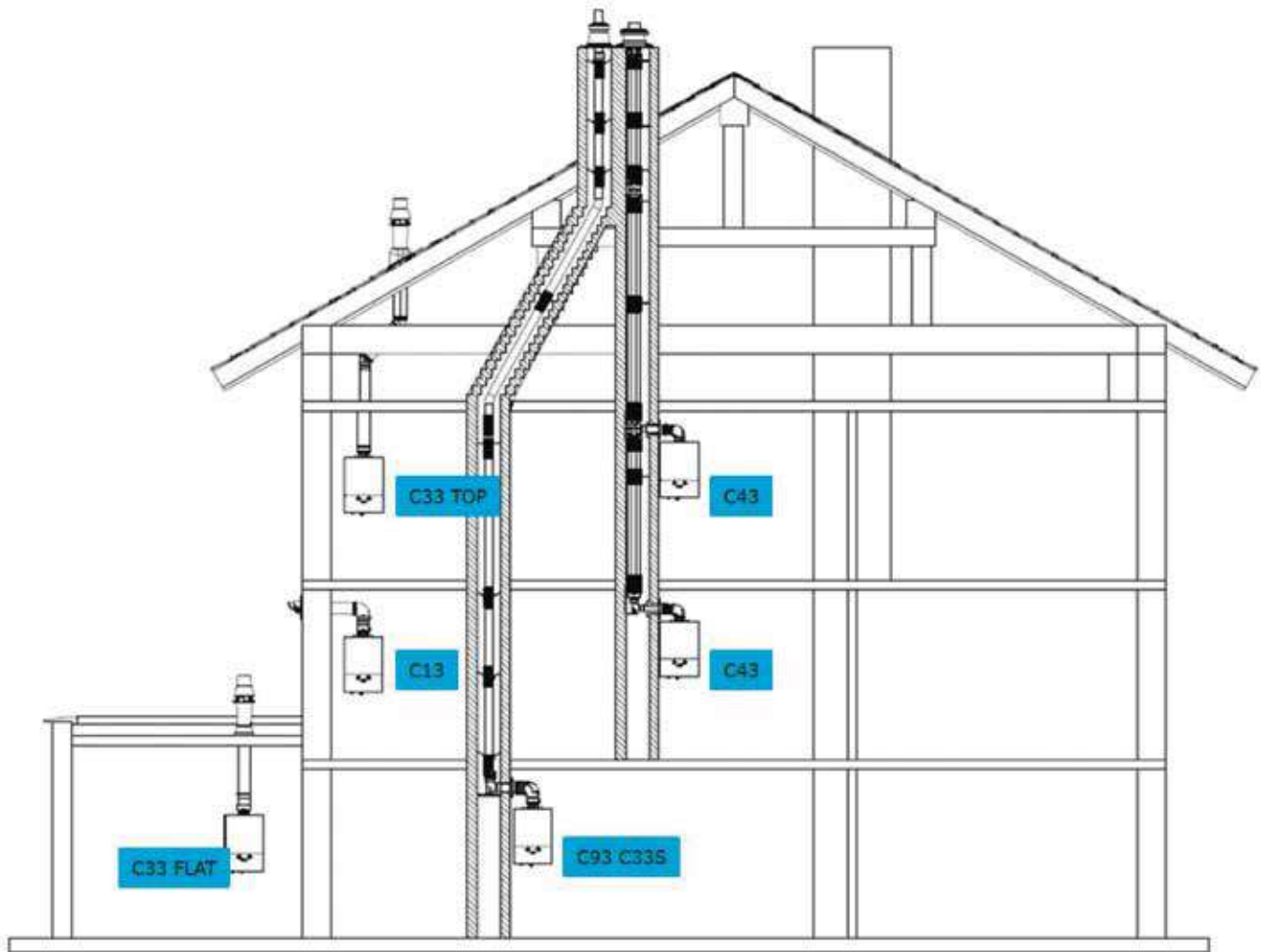
Selection tool

You can determine the optimal solution for your projects using the software for selecting smoke-evacuation accessories.

You can specify suitable flue-gas accessories (obligatory and necessary), depending on the products selected and the installation configurations.

You can also opt to make your selection online using our tool at <http://fluegas.daikin.eu>

Overview of Daikin Altherma 3 C Gas W



Boilers



Selection tool

You can determine the optimal solution for your projects using the software for selecting smoke-evacuation accessories.

You can specify suitable flue-gas accessories (obligatory and necessary), depending on the products selected and the installation configurations.

You can also opt to make your selection online using our tool at <http://fluegas.daikin.eu>



Table of content

Tanks

Thermal stores.....	172
Stainless steel tanks.....	176
Oil boiler DHW tank.....	177

Thermal stores and tanks

Hot water heating installation solutions



Why choose a Daikin Altherma ST thermal store or domestic hot water tank?

Whether you only need hot water or you want to combine your hot water with solar systems, we offer you the best solutions to the highest levels of comfort, energy efficiency and reliability.



Domestic hot water tanks

Stainless steel tanks

Comfort

- › EKHTS-AC: available in 200 and 260 l in stainless steel
- › EKHWS(U)-B: available in 150, 200 and 300 litres in stainless steel
- › EKHWS-B: available for 400V applications
- › EKHWS(U)-D: available in 150, 180, 200, 250 and 300 litres in stainless steel

Efficiency

- › High-quality insulation keeps heat loss to a minimum
- › Efficient temperature heating: from 10 °C to 50 °C in only 60 minutes
- › Available as an integrated solution or separate tank

Reliability

- › At necessary intervals, the unit can heat up water up to 60 °C to prevent the risk of bacteria growth



The ECH₂O thermal store range

ECH₂O thermal store: additional hot water comfort

Combine your monobloc with a thermal store to achieve the ultimate comfort at home.

- › Fresh water principle: receive domestic hot water on demand while eliminating the risk of contamination and sedimentation
- › Optimal domestic hot water performance: the low temperature evolution enables high tapping performance
- › Fit for the future: possibility to integrate with renewable solar energy and other heat sources, e.g. fireplace
- › Lightweight and robust build of the unit combined with the cascade principle offers flexible installation options

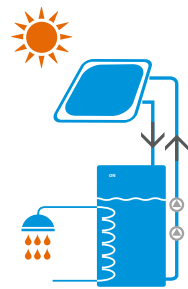
Built for small and large homes, customers can choose between a pressureless and a pressurised hot water system.

Efficiency

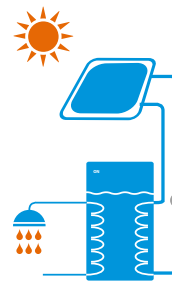
- › Fit for the future: maximise renewable energy sources
- › Intelligent Heat Storage Management: ensures continuous heating during defrost mode, and uses stored heat for space heating
- › High-quality insulation keeps heat loss to a minimum

Reliability

- › Maintenance-free tank: no corrosion, anode, scale or lime deposits, and no water loss through the safety valve



Drain-back solar system



Pressurised solar system

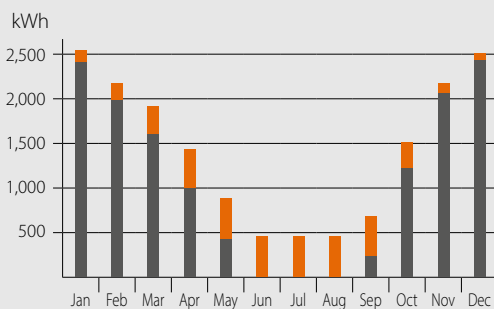
Pressureless (drain-back) solar system

- › The solar collectors are only filled with water when sufficient heating is provided by the sun
- › The pumps in the control and pump unit switch on briefly and fill the collectors with storage tank water
- › After filling, water circulation is maintained by the remaining pump

Pressurised solar system

- › System is filled with heat transfer fluid with the correct amount of antifreeze to avoid freezing in winter
- › System is pressurised and sealed

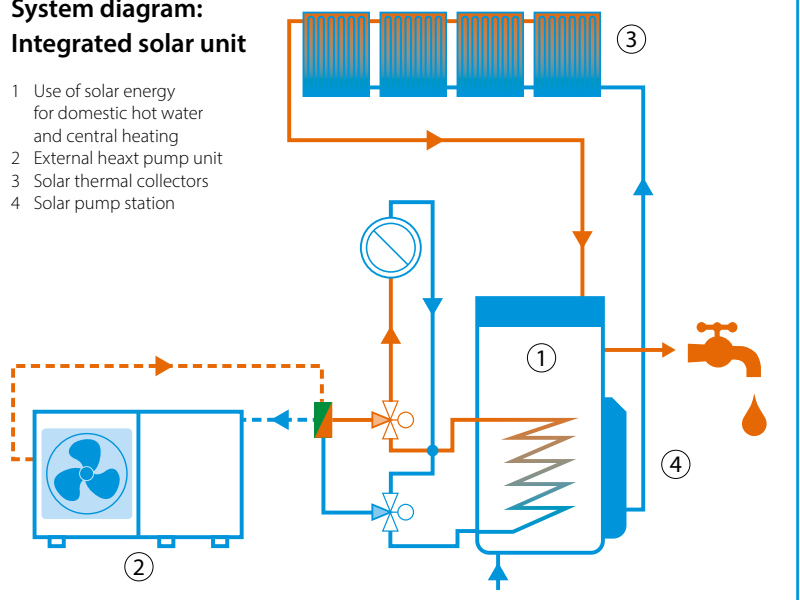
Monthly energy consumption of an average detached house



- Utilisation of solar energy for domestic hot water and central heating
- Heat pump (environmental heat)
- Auxiliary energy (electricity)

System diagram: Integrated solar unit

- 1 Use of solar energy for domestic hot water and central heating
- 2 External heat pump unit
- 3 Solar thermal collectors
- 4 Solar pump station



Daikin Altherma ST Thermal store

Plastic domestic hot water tank with solar support

- › The thermal store EKHWP* is designed to work with Daikin Altherma heat pumps
- › Fresh water principle: receive domestic hot water on demand while eliminating the risk of contamination and sedimentation
- › Optimal domestic hot water performance: the low temperature evolution enables high tapping performance
- › Fit for the future: possibility to integrate with renewable solar energy and other heat sources, e.g. fireplace
- › Lightweight and robust build of the unit combined with the cascade principle offers flexible installation options
- › Available in 300 and 500 liters



Accessory		EKHWP	300B	500B	300PB	500PB	54419B	
Casing	Colour	Traffic white (RAL9016) / Dark grey (RAL7011)						
	Material	Impact resistant polypropylene						
Dimensions	Unit	Width	mm	595	790	595	790	
		Depth	mm	615	790	615	790	
		Height	mm	1,646	1,658	1,646	1,658	
Weight	Unit	Empty	kg	53	76	56	82	71
		Water volume	l	294	477	294	477	
Tank	Material		Polypropylene					
	Maximum water temperature	°C	85					
	Insulation Heat loss	kWh/24h	1.5	1.7	1.5	1.7		
	Energy efficiency class		B					
	Standing heat loss	W	64	72	64	72		
	Storage volume	l	290	393	290	393		
Heat exchanger	Domestic hot water	Quantity	1					
		Tube material	Stainless steel (DIN 1.4404)					
		Face area	m²	5.6	5.8	5.6	5.9	5.8
		Internal coil volume	l	27.8	28.9	27.8	29	28.9
	Charging	Operating pressure	bar	6				
		Quantity	1					
		Tube material	Stainless steel (DIN 1.4404)					
		Face area	m²	2.66	3.7	2.66	3.7	1.95
	Auxiliary solar heating	Internal coil volume	l	12.9	18.1	12.9	18.1	10
		Operating pressure	bar	3				
		Tube material		-	Stainless steel (DIN 1.4404)	-	Stainless steel (DIN 1.4404)	
		Face area	m²	-	0.76	-	0.76	
	Internal coil volume	l	-	3.9	-	3.9		
	Operating pressure	bar	-	3	-	3		

Daikin Altherma ST

Thermal store

Plastic domestic hot water tank with solar support

- › The thermal store EKHW* is designed to work with a gas/oil boiler
- › The thermal store EKHWD* is designed to work with boilers as well as with Daikin Altherma High Temperature
- › Fresh water principle: receive domestic hot water on demand while eliminating the risk of contamination and sedimentation
- › Optimal domestic hot water performance: the low temperature evolution enables high tapping performance
- › Fit for the future: possibility to integrate with renewable solar energy and other heat sources, e.g. fireplace
- › Lightweight and robust build of the unit combined with the cascade principle offers flexible installation options
- › Available in 300 or 500 liters



Accessory		EKHWDH 500B	EKHWD 500B	EKHWC 300B	EKHWC 300PB	EKHW 500B	EKHWC 500B	EKHWC 500PB	EKHCB 500B	EKHCB 500PB		
Casing	Colour	Traffic white (RAL9016) / Dark grey (RAL7011)										
	Material	Impact resistant polypropylene										
Dimensions	Unit	Width	mm	790	595	790						
		Depth	mm	790	615	790						
Weight	Unit	Empty	kg	73	76	51	53	69	74	79	80	86
				Tank		Water volume	l	477	294	477		
Tank	Material			Polypropylene								
	Maximum water temperature		°C	85								
	Insulation	Heat loss	kWh/24h	1.7	1.5	1.7						
	Energy efficiency class			B								
	Standing heat loss		W	72	64	72						
	Storage volume		l	477	294	477						
Heat exchanger	Domestic hot water	Quantity		1								
		Tube material		Stainless steel (DIN 1.4404)								
		Face area	m ²	4.900	3.800	4.900						
		Internal coil volume	l	23.8	18.6	23.8		25.8				
		Operating pressure	bar	6								
		Average specific thermal output	W/K	2,580	1,890	2,450		2,580				
	Charging	Quantity		1		-		1				
		Tube material		Stainless steel (DIN 1.4404)			-		Stainless steel (DIN 1.4404)			
		Face area	m ²	2		-		2				
		Internal coil volume	l	11	9	-		9				
		Operating pressure	bar	3		-		3				
	Auxiliary solar heating	Average specific thermal output		W/K	1,030	920	-		1,030			
		Tube material		Stainless steel (DIN 1.4404)								
		Face area	m ²	-		1						
Internal coil volume		l	-		4							
Operating pressure		bar	-		3							
Average specific thermal output		W/K	-		350							

Domestic hot water tank

Stainless steel domestic hot water tank

- › EKHTS(U)-AC: available in 200 and 260 l in stainless steel
- › EKHWS(U)-B: available in 150, 200 and 300 litres in stainless steel
- › EKHWS-B: available for 400V applications
- › EKHWS(U)-D: available in 150, 180, 200, 250 and 300 litres in stainless steel



Accessory		EKHTS(U)		200AC		260AC		
Casing	Colour	Metallic grey						
	Material	Galvanised steel (precoated sheet metal)						
Dimensions	Unit	Height	Integrated on indoor unit	mm	2,010		2,285	
		Width			600			
	Depth	695						
	Height	1,470		1,745				
Weight	Unit	Empty	kg	70			78	
	Tank	Water volume	l	200			260	
	Material	Stainless steel (EN 1.4521)						
	Maximum water temperature	°C						75
	Insulation	Heat loss	kWh/24h	12.0			15.0	
	Energy efficiency class	B						
	Standing heat loss	W						63
	Storage volume	l						260
	Heat exchanger	Quantity	1					
	Tube material	Duplex steel (EN 1.4162)						
	Face area	m ²						1.560
	Internal coil volume	l						7.5

Accessory		EKHWS		(U)150B3V3	(U)200B3V3	(U)300B3V3	200B3Z2	300B3Z2	
Casing	Colour	Neutral white							
	Material	Epoxy-coated mild steel							
Dimensions	Unit	Width	mm		580				
		Depth	mm		580				
	Height	mm		900	1,150	1,600	1,150	1,600	
Weight	Unit	Empty	kg	37	45	59	45	59	
	Tank	Water volume	l	150	200	285	200	285	
	Material	Stainless steel (DIN 1.4521)							
	Maximum water temperature	°C							85
	Insulation	Heat loss	kWh/24h	1.55	1.77	2.19	1.77	2.19	
	Energy efficiency class	C							
	Standing heat loss	W							91
	Storage volume	l							285
	Heat exchanger	Quantity	1						
	Tube material	Duplex steel LDX 2101							
Booster heater	Capacity	kW							3
Power supply	Phase/Frequency/Voltage	Hz/V							1~/50/230
									2~/50/400

Accessory		EKHWS(U)		150D3V3	180D3V3	200D3V3	250D3V3	300D3V3	
Casing	Colour	Neutral white							
	Material	Epoxy coated steel / Epoxy-coated mild steel							
Dimensions	Unit	Height	Tank	mm	1,000	1,164	1,264	1,535	
		Height			1,745				
Weight	Unit	Empty	kg	45	50	53	58	63	
	Tank	Water volume	l	145	174	192	242	292	
	Material	Stainless steel (EN 1.4521)							
	Maximum water temperature	°C							75
	Insulation	Heat loss	kWh/24h	1.1	1.2	1.3	1.4	1.6	
	Energy efficiency class	B							
	Standing heat loss	W							68
	Storage volume	l							292
	Heat exchanger	Domestic hot water	Quantity	1					
	Tube material	Stainless steel (EN 1.4521)							
	Face area	m ²							1.800
	Internal coil volume	l							8.2
	Operating pressure	bar							10
Booster heater	Capacity	kW							3
Power supply	Phase/Frequency/Voltage	Hz/V							1~/50/230

Domestic hot water tank


Dedicated domestic **hot water** for Daikin Altherma C Oil

- › The unit's sleek design blends in with other household appliances
- › Capacity 150 litres
- › Easy installation and maintenance



Options

Type	Description	Material name
Connection kit	Insulated corrugated pipes to connect the boiler with the tank	DRTANKCOKITA
Electrical heater		DRELHEATERA
Anode	Impressed current anode for stainless steel storage water tanks with insulated-hole mounting (no thread connection).	DRELECANODEA
Circulation set	Insulated corrugated pipe and fitting to connect the storage tank with the housing	DRCIRCSETA

Accessory	DFLOSTO	150A
Casing	Colour	White and black (RAL9016 and RAL7011)
	Material	Steel
Dimensions	Unit Width	606 mm
	Depth	754 mm
	Height	1,360 mm
Weight	Unit Empty	80 kg
	Tank Water volume	148 l
 Tank	Material	Stainless steel (EN 1.4521)
	Maximum water temperature	85 °C
	Insulation Heat loss	0,84 kWh/24h
	Energy efficiency class	A
	Standing heat loss	35 W
	Storage volume	148 l
	Heat exchanger	Charging Tube material
Face area		0,9 m ²
Internal coil volume		5,65 l
Operating pressure		3 bar




Table of content

Controllers

Room controllers	180
Online controllers.....	184
Multi-zone controllers.....	185

Madoka

The beauty of simplicity



Silver
RAL 9006 (metallic)
BRC1HHDS



Black
RAL 9005 (matt)
BRC1HHDK



White
RAL9003 (glossy)
BRC1HHDW

User-friendly wired remote controller with premium design

Madoka combines refinement and simplicity

- › Sleek and elegant design
- › Intuitive touch-button control
- › Three colours to match any interior
- › Compact, measures only 85 x 85 mm



reddot award 2018
winner



Madoka wired remote controller for Daikin Altherma 3 heat pumps

A new generation of user interface,
redesigned and intuitive



BRC1HHDW



BRC1HHDS



BRC1HHDK



Intuitive control with a premium design

The smooth curves of the Madoka controller offer a sleek, refined shape which is distinguished by its striking blue circular display. Presenting a clear visual reference with large easy to read numbers, the controller features are accessed through three touch buttons, which combine intuitive control with easy adjustability for an enhanced user experience.

Easy Update via Bluetooth

It is strongly recommended that the user interface has the latest software version. To update the software or check if updates are available, you need a mobile device and the Madoka Assistant app. This app is available from Google Play and the Apple Store.



Three colours to match any interior design

No matter your interior design, Madoka will match it. Silver gives an additional touch to stand out in any interior or application, while Black is an ideal match for darker, stylish interiors. White offers a sleek, modern look.

Easily set operation parameters

Setting and finetuning your controller is simple and helps you attain higher energy savings and more comfort. The system enables you to select the space operation mode (heating, cooling or automatic), set the desired room temperature and control the domestic hot water temperature.

www.daikin.eu/madoka

Wired remote control for Heating

EKRUCB*

Control

- › Manage space heating, cooling, domestic hot water and among others, booster mode
- › User-friendly remote control with contemporary design
- › Easy to use with direct accessibility to all main functions

Comfort

- › An additional user interface can include a room thermostat in the space to be heated
- › Easy commissioning: intuitive interface for advanced menu settings


* only in combination with EKRTETS.

General features

Several languages possible depending on the model, including: English, German, Dutch, Spanish, Italian, French, Greek, Russian, etc.

Applicable Daikin units

- › Daikin Altherma R (F/W)
 - Daikin Altherma M
- › Daikin Altherma R Hybrid
- › Daikin Altherma GEO



System controller for Daikin Altherma

EKRUAHTB

Control

Reduce installation time

- › Program all settings for an installation on a laptop computer and simply upload them to the controller during commissioning
- › Reuse similar settings for related installations

Improve service diagnostics and maintenance

- › The controller records the time, date and nature of the last 20 error occurrences

Comfort

Maximise comfort with stable room temperatures

- › Raise or lower water temperature as a function of the actual room temperature
- › Manage energy consumption
- › Intuitive screen displays the output and input energy of the unit provide consumption transparency

General features

Weather depending floating set point

When the floating set point function is enabled, the set point for the leaving water temperature will be dependent on the outside ambient air temperature. At low outside ambient air temperatures, the leaving water temperature will increase to satisfy the rising heat requirement of the building. At warmer temperatures, the leaving water temperature will decrease to save energy.

Applicable Daikin units

- › Daikin Altherma R HT
- › Daikin Altherma R Flex Type HT



Applicable Daikin units



		BRC1HHDW/S/K	EKRUCB*	EKRUHML*	EKRUAHTB	EHS157034	DOTROOMTHEAA
Daikin Altherma 3 H HT (F/W)	14-16-18 kW	•					
Daikin Altherma 3 H HT ECH ₂ O	14-16-18 kW					•	
Daikin Altherma 3 R (F/W)	4-6-8 kW	•					
Daikin Altherma 3 H (F/W)	11-14-16 kW		•				
Daikin Altherma 3 R ECH ₂ O	4-6-8 kW					•	
Daikin Altherma R ECH ₂ O	11-14-16 kW					•	
Daikin Altherma R HT	11-14-16 kW				•		
Daikin Altherma M	5-7-11-14-16 kW		•				
Daikin Altherma R Hybrid	5-8 kW		•				
Daikin Altherma H Hybrid	4 kW			•			
Daikin Altherma GEO	10 kW		•				
Daikin Altherma 3 GEO	6-10 kW	•					
Daikin Altherma 3 C Gas W	12-35 kW						•
Daikin Altherma C Gas W	28-33 kW						
Daikin Altherma C Gas ECH ₂ O	15-28 kW					•	
Daikin Altherma C Oil	18-42 kW					•	





Always in control

Daikin Residential Controller

The Daikin Residential Controller application can, from any place at any time, control and monitor the status of your heating system and allows you to (*):

Monitor

- › The status of your system:
 - Room temperature
 - Requested room temperature
 - Operation mode
- › Energy consumption graphs (day, week, month)

Schedule

- › Schedule the room temperature and operation mode with up to **6 actions per day for 7 days**
- › Enable **holiday mode**

Control

- › Operation mode
- › Change the requested room temperature
- › Change the requested domestic hot water temperature
- › Powerful mode (fast heating domestic hot water)




*Availability of functions is depending on the system type, configuration and operation mode. App functionality is only available if both the Daikin system and the App have Internet connectivity.

Applicable Daikin units



		Connectivity			
		BRP069A71 (April 2020)	BRP069A61/62	DRGATEWAYAA	EHS157056 (RoCon G1)
Daikin Altherma 3 H HT (F/W)	14-16-18 kW	•	•		
Daikin Altherma 3 H HT ECH ₂ O	14-16-18 kW				•
Daikin Altherma 3 R (F/W)	4-6-8 kW		•		
Daikin Altherma 3 H (F/W)	11-14-16 kW		•		
Daikin Altherma R (F/W)	11-14-16 kW		•		
Daikin Altherma 3 R ECH ₂ O	4-6-8 kW				•
Daikin Altherma R ECH ₂ O	11-14-16 kW				•
Daikin Altherma M	5-7-11-14-16 kW		•		
Daikin Altherma R Hybrid	5-8 kW		•		
Daikin Altherma H Hybrid	4 kW		•		
Daikin Altherma GEO	10 kW		•		
Daikin Altherma 3 GEO	6-10 kW		included		
Daikin Altherma 3 C Gas W	12-35 kW			•	
Daikin Altherma C Gas ECH ₂ O	15-28 kW				•
Daikin Altherma C Oil	18-42 kW				•

Individual room control system for temperature adjustment of heating and cooling systems



General features


- › Improve energy efficiency of the home
- › Universally deployable and scalable
- › Easy and intuitive installation, operation and maintenance
- › Cost effective and convenient for the end-user

Comfort

With the help of an electronic room-by-room control system, users can regulate the temperature individually in each room.

In addition to the warmth output of the actual heating surfaces, the room temperature control system also takes all other heat sources into account, such as sunshine, warmth from lights or people, and other sources of warmth, such as a fireplace or a tiled stove. On the basis of a continuous comparison of the target and current temperatures, the room temperature control system opens and closes the individual heating circuits by way of electrical valve actuators.

System components



Base station EKWUFHTA1V3

The Daikin Wired Base Station is the central connection unit of a room-by-room temperature control for the surface temperature adjustment of heating and cooling systems.



Wired digital thermostat EKWCTRD11V3

The setting of the desired room temperature and the operation, can be performed comfortably via a rotary control with rotary-push action and soft ratchet. The well-structured and language-neutral symbols of the display always clearly indicate all settings.



Wired analog thermostat EKWCTRAN1V3

An optimum price-performance ratio is offered for rooms where only a very good temperature control is desired, without the comfort function of the display variant.



Valve actuator EKWCVATR1V3

The Daikin Valve Actuator is a thermoelectric valve drive for opening and closing valves on heating circuit distributors of concealed heating and cooling systems.

Applicable Daikin units

- › Combinable to all Daikin Altherma units



Table of content

Heat emitters **NEW**

Daikin Altherma HPC floor standing	188
Daikin Altherma HPC wall mounted	190
Daikin Altherma HPC concealed	191
Daikin Altherma UFH	196

Daikin Altherma HPC

floor standing model



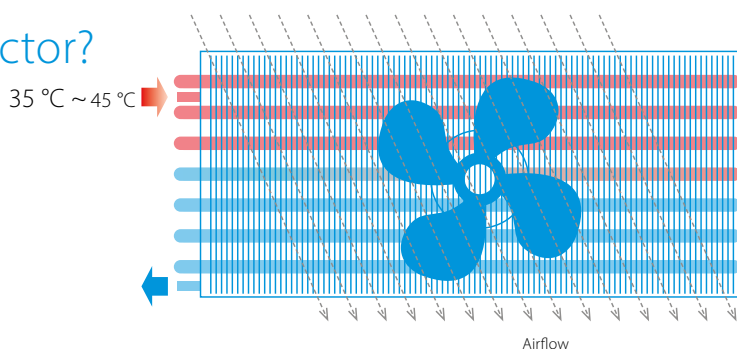
By providing cooling and heating, Daikin Altherma HPC is combinable with underfloor piping and can replace outdated radiators. The unit is available in three models (floor standing, wall mounted and concealed) and fits in any bedrooms or living rooms thanks to its silent operation.



What is a heat pump convector?

The way a heat pump convector works is similar to a radiator, as both use convection to heat a room. A radiator creates convection by running water through its pipes. With a heat pump convector, a radiator's convection process is faster because there is a small fan behind it speeding up the heating cycle.

A heat pump convector creates the same room temperature as a traditional radiator, but with lower water temperatures in the radiator, and in the long run, contribute to direct energy savings for users.



- > Optimized for new build houses
- > Can be selected at low water temperature (35 °C) which makes it ideal for heat pump applications.




Slim design


The floor standing Daikin Altherma HPC measures 135 mm (depth), this heat pump convector can fit in any house or apartment.



Fast and high capacity

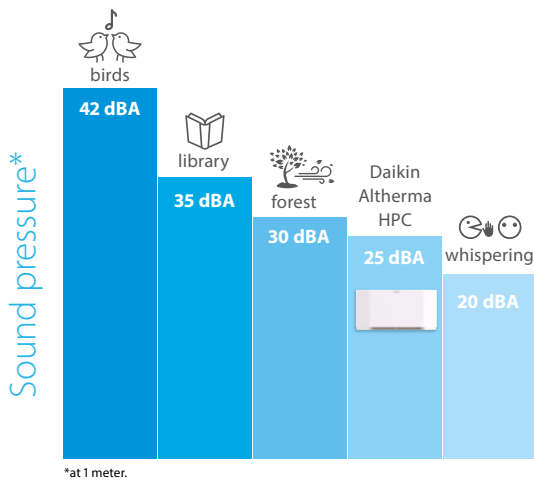
The Daikin Altherma HPC combines the advantages of residential underfloor heating and radiators. It delivers high capacity heating or cooling faster and can be selected at ultra-low temperatures (35/30 °C regime).





Discreet

As the unit reaches its set point, a continuous modulating fan gradually reduces its speed and creates less noise. The unit's sound pressure measures 25dB(A) at 1 m when the fan is on a low-speed setting.



DC Inverter

Daikin Altherma HPC uses the latest technologies to consume less electricity down to 3W of standby power input.



Controllers

Daikin offers a wide variety of controllers that are functional and have a great design.

EKRTCTRL1



- > Built-in controller
- > Fully modulating
- > Multicolor display

EKRTCTRL2



- > Built-in controller
- > 4 speed selection

EKWHCTRL1



- > Wall controller
- > Fully modulating
- > In combination with EKWHCTRL0

EKPCBO




- > Built-in controller
- > ON/OFF
- > In combination with external thermostats



Modulated airflow

When there is less heating demand, the unit modulates its airflow to slow down the fan rate, and in the process, lowers the operational sound. A standard ON/OFF fan running simultaneously at full speed can increase sound pressure.



* Only applicable for EKRTCTRL1, EKWHCTRL1.



Perfect combination

This heat pump convector fits perfectly within the Daikin Altherma 3 range.






Wall mounted model

»»» Slim design

Daikin Altherma HPC is a compact unit made of a design metal casing including all valves. Its wall hung application saves space on the floor for furnitures and decoration.



»»» Controllers

Choice of:

- › Fully modulating controller allowing remote control of the unit
- › Infrared remote controller and on-board touch panel

EKWHCTRL1



- › Wall controller
- › Fully modulating

Infrared remote controller



»»» Compactness



- 1 SLIM DEPTH**
Depth of 129 mm is an outstanding technical achievement that ensures the best fitting into any residential dwelling.
- 2 MORE SPACE FOR VALVES**
A special attention to the easiness of installation: the space for hydraulic valves is wide and easy accessible.


- 3 MODULATED AIRFLOW**
When there is less heating demand, the unit modulates its airflow to slow down the fan rate, and in the process, lowers the operational sound. A standard ON/OFF fan running simultaneously at full speed can increase sound pressure.

Concealed model



Slim design

Blue dimensions are for the front cover.



Controllers

EKWHCTRL1



- > Wall controller
- > Fully modulating
- > In combination with EKWHCTRL0



Flexible installation

Daikin Altherma HPC can be installed in 4 different ways, allowing you to install it in almost all conditions. The unit can be positioned horizontally or vertically. For horizontal, in ceiling installation, 3 different possibilities are offered:

- > Horizontal cover panel and vertical grill for air outlet
- > Horizontal intake grill and vertical grill for air outlet
- > Horizontal in and out grills for air outlet



Indoor unit				FWXV10ATV3(R)	FWXV15ATV3(R)	FWXV20ATV3(R)
Cooling capacity at 7/12 °C	Min.		kW	0,66	1,30	1,82
	Med.		kW	1,36	2,16	2,52
	Max.		kW	1,77	2,89	3,20
Sensible cooling capacity at 7/12 °C	Min.		kW	0,39	0,99	1,22
	Med.		kW	0,98	1,53	1,55
	Max.		kW	1,33	2,10	1,78
Heating capacity at 35/30 °C	Min.		kW	0,41	0,45	0,93
	Med.		kW	0,82	1,29	1,66
	Max.		kW	1,14	1,73	2,15
Heating capacity at 45/40 °C	Min.		kW	0,95	1,24	1,90
	Med.		kW	1,63	2,33	3,05
	Max.		kW	2,18	3,11	3,88
Power input	Min.		kW	0,004	0,005	0,010
	Med.		kW	0,011	0,012	0,016
	Max.		kW	0,020	0,020	0,030
Fan speed	Min.		m³/h	118	180	246
	Med.		m³/h	210	318	410
	Max.		m³/h	294	438	566
Casing	Colour			RAL 9003		
	Material			Metal sheet		
Dimensions	Unit	Height	mm	601		
		Width	mm	999	1199	1399
		Depth	mm	135	135	135
	Packed unit	Height	mm	690		
		Width	mm	1230	1430	1630
		Depth	mm	210		
Weight	Unit		kg	20	23	26
	Packed unit		kg	21	24	27
Packing	Material			Carton		
	Weight		kg	1		
Heat exchanger	Quantity			1	1	1
	Internal coil volume		l	0,8	1,13	1,46
		Max Operating pressure		bar	10	
Water circuit	Piping connections diameter		inch	3/4" male		
	Piping material			EUROKONUS		
	Heating - Water pressure drop at 35/30 °C	Min.	kPa	0,3	2,0	1,2
		Med.	kPa	1,3	7,5	4,0
		Max.	kPa	2,4	12,3	8,0
	Heating - Water pressure drop at 45/40 °C	Min.	kPa	1,3	8,6	3,8
		Med.	kPa	4,2	3,3	11,2
		Max.	kPa	7,2	11,5	21,3
	Cooling - Water pressure drop at 7/12 °C	Min.	kPa	1,2	4,3	2,1
		Med.	kPa	2,8	19,3	13,1
		Max.	kPa	2,9	27,0	24,0
	Heating - Water flow rate at 35/30 °C	Min.	kg/h	69,9	73,6	160,2
		Med.	kg/h	141,4	221,1	285,3
		Max.	kg/h	195,2	297,2	369,9
	Heating - Water flow rate at 45/40 °C	Min.	kg/h	163,5	212,5	327,0
		Med.	kg/h	280,3	401,1	524,6
		Max.	kg/h	374,1	534,5	667,5
	Cooling - Water flow rate at 7/12 °C	Min.	kg/h	113,5	223,7	313,0
		Med.	kg/h	234,1	371,7	433,6
		Max.	kg/h	303,6	496,6	550,6
Pressure	Heating/Max.		bar	10	10	10
			bar	10	10	10
Sound power level	Super silent		dBA	29	31	32
	Min.		dBA	34	35	35
	Max.		dBA	55	57	58
Sound pressure level	Super silent		dBA	20	22	23
	Min.		dBA	25	26	26
	Max.		dBA	42	44	45
Operation range	Heating	Water side	Min.	°C	30	
			Max.	°C	85	
	Cooling	Water side	Min.	°C	5	
			Max.	°C	18	
	Indoor installation	Ambient	Min.	°CDB	0	
			Max.	°CDB	45	
Control systems	Infrared remote control			no		
	On board control			yes		
Electrical specifications				FWXV10ATV3(R)	FWXV15ATV3(R)	FWXV20ATV3(R)
Power supply	Phase			1		
	Frequency		Hz	50		
	Voltage		V	230		
Electrical power consumption	Max.		W	19	20	29
	Standby		W	3	4	5
Current	Maximum running current		A	0,16	0,16	0,26

Indoor unit				FWXM10ATV3(R)	FWXM15ATV3(R)	FWXM20ATV3(R)	
Cooling capacity at 7/12 °C	Min.		kW	0,75	1,15	1,32	
	Med.		kW	1,36	2,08	2,39	
	Max.		kW	2,12	2,81	3,30	
Sensible cooling capacity at 7/12 °C	Min.		kW	0,59	0,83	1,02	
	Med.		kW	1,07	1,51	1,84	
	Max.		kW	1,72	2,11	2,71	
Heating capacity at 35/30 °C	Min.		kW	0,41	0,45	0,93	
	Med.		kW	0,82	1,29	1,66	
	Max.		kW	1,14	1,73	2,15	
Heating capacity at 45/40 °C	Min.		kW	0,82	1,20	1,47	
	Med.		kW	1,53	2,16	2,59	
	Max.		kW	2,21	3,02	3,81	
Power input	Min.		kW	0,004	0,005	0,006	
	Med.		kW	0,008	0,011	0,011	
	Max.		kW	0,019	0,020	0,029	
Fan speed	Min.		m³/h	118	180	246	
	Med.		m³/h	210	318	410	
	Max.		m³/h	294	438	566	
Casing	Material			No casing			
Dimensions	Unit	Height	mm	576			
		Width	mm	725	925	1125	
		Depth	mm	126	126	126	
	Packed unit	Height	mm	690			
		Width	mm	830	1030	1230	
		Depth	mm	210			
Weight	Unit		kg	12	15	18	
	Packed unit		kg	13	16	19	
Packing	Material			Carton			
	Weight			kg			
Heat exchanger	Quantity			1	1	1	
	Internal coil volume			l	0,8	1,13	1,46
	Max Operating pressure			bar	10		
Water circuit	Piping connections diameter			inch	3/4" male		
	Piping material				EUROKONUS		
	Heating - Water pressure drop at 35/30 °C	Min.		kPa	0,3	2,0	1,2
		Med.		kPa	1,3	7,5	4,0
		Max.		kPa	2,4	12,3	8,0
	Heating - Water pressure drop at 45/40 °C	Min.		kPa	1,3	8,6	3,8
		Med.		kPa	4,2	3,3	11,2
		Max.		kPa	7,2	11,5	21,3
	Cooling - Water pressure drop at 7/12 °C	Min.		kPa	1,2	4,3	2,1
		Med.		kPa	2,8	19,3	13,1
		Max.		kPa	2,9	27,0	24,0
	Heating - Water flow rate at 35/30 °C	Min.		kg/h	69,9	73,6	160,2
		Med.		kg/h	141,4	221,1	285,3
		Max.		kg/h	195,2	297,2	369,9
	Heating - Water flow rate at 45/40 °C	Min.		kg/h	163,5	212,5	327,0
		Med.		kg/h	280,3	401,1	524,6
		Max.		kg/h	374,1	534,5	667,5
Cooling - Water flow rate at 7/12 °C	Min.		kg/h	113,5	223,7	313,0	
	Med.		kg/h	234,1	371,7	433,6	
	Max.		kg/h	303,6	496,6	550,6	
Sound power level	Pressure	Heating/Max.		bar	10	10	10
		Super silent		dBA	29	31	32
		Min.		dBA	35	35	36
Sound pressure level	Max.			dBA	53	54	55
		Super silent		dBA	20	22	23
		Min.		dBA	25	26	26
Operation range	Heating	Water side	Min.	°C	30		
			Max.	°C.	85		
	Cooling	Water side	Min.	°C.	5		
			Max.	°C	18		
	Indoor installation	Ambient	Min.	°CDB	0		
			Max.	°CDB	45		
Control systems	Infrared remote control			no			
	On board control			no			
Electrical specifications				FWXM10ATV3(R)	FWXM15ATV3(R)	FWXM20ATV3(R)	
Power supply	Phase			1			
	Frequency			Hz			
	Voltage			V			
Electrical power consumption	Max.			19	20	29	
	Standby			3	4	5	
Current	Maximum running current			A	0,16	0,16	0,26

Indoor unit				FWXT10ATV3(C)	FWXT15ATV3(C)	FWXT20ATV3(C)	
Cooling capacity at 7/12 °C	Min.		kW	0,53	0,65	0,74	
	Med.		kW	0,98	1,20	1,35	
	Max.		kW	1,21	1,62	2,12	
Sensible cooling capacity at 7/12 °C	Min.		kW	0,13	0,15	0,36	
	Med.		kW	0,40	0,56	0,70	
	Max.		kW	1,01	1,44	1,99	
Heating capacity at 35/30 °C	Min.		kW	0,29	0,23	0,47	
	Med.		kW	0,48	0,69	1,08	
	Max.		kW	0,66	1,00	1,44	
Heating capacity at 45/40 °C	Min.		kW	0,61	0,85	1,08	
	Med.		kW	1,12	1,51	1,95	
	Max.		kW	1,51	2,03	2,62	
Power input	Min.		kW	0,004	0,005	0,006	
	Max.		kW	0,019	0,020	0,029	
Fan speed	Min.		m³/h	84	124	138	
	Med.		m³/h	155	229	283	
	Max.		m³/h	228	331	440	
Casing	Colour	RAL 9003					
	Material	Metal sheet					
Dimensions	Unit	Height	mm	335			
		Width	mm	902	1100	1300	
		Depth	mm	128			
	Packed unit	Height	mm	490			
		Width	mm	1030	1230	1430	
		Depth	mm	210			
Weight	Unit		kg	14	16	19	
	Packed unit		kg	15	17	20	
Packing	Material	Carton					
	Weight		kg	1			
Heat exchanger	Quantity	1					
	Internal coil volume		l	0,54	0,74	0,93	
	Max Operating pressure		bar	10			
Water circuit	Piping connections diameter		inch	3/4" male			
	Piping material			EUROKONUS			
	Heating - Water pressure drop at 35/30 °C	Min.		kPa	0,2	1,9	0,3
		Med.		kPa	0,9	2,9	1,4
		Max.		kPa	1,6	3,3	2,3
	Heating - Water pressure drop at 45/40 °C	Min.		kPa	1,1	2,8	1,1
		Med.		kPa	3,1	3,5	4,1
		Max.		kPa	5,4	4,0	6,6
	Cooling - Water pressure drop at 7/12 °C	Min.		kPa	1,1	3,9	1,3
		Med.		kPa	3,0	4,8	4,2
		Max.		kPa	5,2	5,7	6,9
	Heating - Water flow rate at 35/30 °C	Min.		kg/h	39,3	39,0	80,8
		Med.		kg/h	81,8	119,4	185,4
		Max.		kg/h	114,0	172,4	247,8
	Heating - Water flow rate at 45/40 °C	Min.		kg/h	91,9	112,6	164,8
		Med.		kg/h	162,0	216,6	341,0
		Max.		kg/h	218,4	310,0	447,2
	Cooling - Water flow rate at 7/12 °C	Min.		kg/h	82,1	98,9	156,5
		Med.		kg/h	138,1	177,4	300,6
		Max.		kg/h	184,4	283,0	396,8
	Pressure	Heating/Max.		bar	10	10	10
			bar	35	36	36	
Sound power level	Min.		dB(A)	35	36	36	
	Max.		dB(A)	53	54	55	
Sound pressure level	Min.		dB(A)	25	25	26	
	Max.		dB(A)	40	42	43	
Operation range	Heating	Water side	Min.	°C			
			Max.	°C			
	Cooling	Water side	Min.	°C			
			Max.	°C			
	Indoor installation	Ambient	Min.	°CDB			
			Max.	°CDB			
Electrical specifications				FWXT10ATV3(C)	FWXT15ATV3(C)	FWXT20ATV3(C)	
Power supply	Phase	1					
	Frequency	Hz					
	Voltage	V					
Electrical power consumption	Max.		W	17,6	19,8	26,5	
	Standby		W	5	5	5,8	
Current	Maximum running current		A	0,16			

FWXV10ATV3(R)	FWXM10ATV3(R)	FWXM15ATV3(R)	FWXM20ATV3(R)	FWXT10ATV3(C)
FWXV15ATV3(R)				FWXT15ATV3(C)
FWXV20ATV3(R)				FWXT20ATV3(C)
DC Inverter fan coil unit with sheet metal cabinet (white colour)	Built in DC Inverter fancoil for horizontal and vertical			High Wall fancoil

Material name	Description	Picture					
EKRTCTRL1	On board electronic control SMART TOUCH with PID full modulating fan and thermostat		Opt				
EKRTCTRL2	On board electronic control SMART TOUCH 4 speeds with thermostat		Opt				
EKPCBO	On board 4 speeds control switch to be combine with Daikin combinable thermostats		Opt				
EKWHCTRL0	On board controller for EKWHCTRL1		Opt	Opt	Opt	Opt	
EKWHCTRL1	SMART LCD wall controller with temperature probe, white casing		Opt	Opt	Opt	Opt	Opt
EKFA	Aestetical feet		Opt				
EK2VK0	Motorized 2-way valve (FWXV/M)		Opt	Opt	Opt	Opt	
EKT2VK0	Motorized 2-way valve (FWXT)						Opt
EK3VK1	Motorized 3-way valve (FWXV/M)		Opt	Opt	Opt	Opt	
EKT3VK1	Motorized 3-way valve (FWXT)						Opt
EKEUR90	L-bow 90 °C		Opt	Opt	Opt	Opt	
EKDIST	Extension piece		Opt	Opt	Opt	Opt	
EKM10COH	Condensate collector tray for horizontal installation		FWXV10ATV3(R)				
EKM15COH			FWXV15ATV3(R)				
EKM20COH			FWXV20ATV3(R)				
EKM10CS	Metal casing			Opt			
EKM15CS				Opt			
EKM20CS					Opt		
EKM10CH	Front cover for ceiling installation			Opt			
EKM15CH					Opt		
EKM20CH						Opt	
EKM10CV	Front cover for wall installation			Opt			
EKM15CV					Opt		
EKM20CV						Opt	
EKM10DH	Air intake fitting			Opt			
EKM15DH					Opt		
EKM20DH						Opt	
EKM10D90	90 °C exhaust bend (Horizontal)			Opt			
EKM15D90					Opt		
EKM20D90						Opt	
EKM10DT	Telescopic air flow duct			Opt			
EKM15DT					Opt		
EKM20DT						Opt	
EKM10IS	Aluminum air intake grill with straight airflow			Opt			
EKM15IS					Opt		
EKM20IS						Opt	
EKM10SV	Straight airflow vent			Opt			
EKM15SV					Opt		
EKM20SV						Opt	
EKM10IC	Aluminum air intake grill with curved airflow			Opt			
EKM15IC					Opt		
EKM20IC						Opt	
EKM10CA	Aluminum air outlet grill with curved airflow			Opt			
EKM15CA					Opt		
EKM20CA						Opt	

Daikin Altherma UFH

Underfloor heating

Your comfortable climate, day after day

Desired temperature at any time of year

Our heating systems make for a comfortable home. Heat generators such as an air-water heat pump use regenerative environmental energy as a heat source and so reduce energy consumption and keep costs to a minimum. But what about air conditioning of the rooms in summer? Very few residential buildings have air conditioning for a pleasant and comfortable temperature even on hot summer days and nights. That's changing now. With a heating system that not only provides comfortable warmth in winter, but also gentle cooling in summer throughout the entire building. And all this with very economical operation and no additional purchase costs.

Regenerative heating in winter, gentle cooling in summer

The Daikin heat pump really comes into its own when combined with a Daikin underfloor heating system. For cooling, the heat pump process is simply reversed, i.e. heat is extracted from the building and released into the environment. The room is cooled mainly by the underfloor heating system. The large surface makes for a very pleasant and draught-free room climate. Invisible and noiseless, even in cooling mode.

Clever combination: Underfloor heating and convector fan

A convector fan is used in rooms without underfloor heating to handle the dual functions of heating and cooling. It is the ideal complement to the Daikin heat pump if not all rooms have underfloor heating. Its very quiet operation means it can even be used in bedrooms. The integrated electronic room temperature control unit ensures an optimal climate in every room.

Maximum comfort and maximum savings – all-inclusive

With the existing or optionally available cooling function of the Daikin air-water heat pump, you can enjoy both heating and cooling in rooms with underfloor heating without any further outlay or investment. The operating costs for this additional comfort are also low.

Daikin Altherma ST solar thermal system: Minimizes energy costs

The integration of a solar system, which additionally contributes heating in winter from free solar energy, offers maximum living comfort with minimal energy costs.

Areas of application:	System temperatures 35 °C - 45 °C			System temperatures 55 °C - 70 °C		Option
	Monopex	Monopex cut	Monopex Industrial	System 70	System 70 Industrial	Heat pump convector
New building	•			(•)*		•
Modernisation with additional height						•
Modernisation without additional height		•				•
Underfloor heating combined with radiator				•	•	•
Heating and cooling (in combination with heat pump)	•	•	•			•
Wall heating						
Large areas			•		•	
Heat generators						
Boilers	•	•	•	•	•	•
Heat pump (low-temperature heating)	•	•	•			•


* If system temperature of the heat generator requires 55 °C - 70 °C in the flow line



Monopex

The underfloor heating for low system temperatures. Ideal in combination with heat pumps.

- › Monopex 14 for floor structures with system or tacker panel, wall heating and the Daikin milling system
- › Monopex 16 (for France) for floor installation with system or tacker panels
- › Monopex 17 for floor installation with system or tacker panels
- › Monopex 20 for commercial and industrial surfaces



Protect system plate

The Protect system plate consists of a nub plate with an additional surface protection layer made of deep-drawn polystyrene to protect the heating pipe during installation.


Systems: Monopex, System 70



System 70

Underfloor heating for direct combination with radiators or other heating surfaces. Different pipe dimensions for different applications.

- › DUO 17 for floor mounting with system panels
- › DUO 25 for commercial and industrial areas



Tacker system

The Daikin tacker panel for underfloor heating pipes is available as a folding panel and roller track with laminated, high-strength film, and is ideal for laying heating pipes over large surfaces (e.g. commercial buildings).

Systems: Monopex



Daikin Altherma HPC heat pump convactor

- › Slim design
- › Heating and cooling
- › Integrated electronic room temperature controller with timer
- › Very quiet and compact
- › Also suitable for bedrooms
- › Ideal in buildings with underfloor heating and radiators



Clip rail for wall heating

Clip rail combined with Monopex 14 for wall heating.

Systems: Monopex 14



RMV heating circuit distributor

Heating circuit manifold in stainless steel. For all Daikin underfloor heating and radiator connection systems.



RMX heating circuit manifold

Heating circuit manifold made of heat-stabilised, glass fiber reinforced polyamide. For all Daikin underfloor heating and radiator connection systems.



Room controller

The room thermostat ensures convenient and individual control of the room temperature and impresses with its flat design and construction. Versions:

Wireless version

- › Wireless without battery

Wired version

- › LED display:
 - Heating/cooling (red/blue)
- › Read all status messages



Basic module with integrated power pack and clock module

- › Basic module with integrated power pack to supply the control unit (wireless and wired) plus optional clock module
- › Optimal interface to Daikin heat generators



Clock module to supplement basic module:

- › 2 reduction times for heating circuits
- › Pump stopping time
- › Removable from the basic module for easy operation

Segmentation 1	Segmentation 2	Segmentation 3	Description	Product Name	Material Name	
Piping						
UFH heating pipes	PEHD-Xc	Single pipe	MONOPEX® ø14 X 2 DD - 120	EMOPX14120AA	EMOPX14120A	
			MONOPEX® ø14 X 2 DD - 240	EMOPX14240AA	EMOPX14240A	
			MONOPEX® ø14 X 2 DD - 600	EMOPX14600AA	EMOPX14600A	
			MONOPEX® ø17 X 2 DD - 120	EMOPX17120AA	EMOPX17120A	
			MONOPEX® ø17 X 2 DD - 240	EMOPX17240AA	EMOPX17240A	
			MONOPEX® ø17 X 2 DD - 600	EMOPX17600AA	EMOPX17600A	
		Pipe in pipe	MONOPEX ø20 X 2 DD - 400	EMOPX20400AA	EMOPX20400A	
			DUO ø17/12 X 2 DD - 120 (System 70)	EMOPXDUO17120AA	EMOPXDUO17120A	
			DUO ø17/12 X 2 DD - 240 (System 70)	EMOPXDUO17240AA	EMOPXDUO17240A	
			DUO ø17/12 X 2 DD - 600 (System 70)	EMOPXDUO17600AA	EMOPXDUO17600A	
			DUO ø17/12 X 2 AL - 120 (System 70)	EMOPXDUA17120AA	EMOPXDUA17120A	
		Single pipe	DUO ø17/12 X 2 AL - 240 (System 70)	EMOPXDUA17240AA	EMOPXDUA17240A	
			MONOPEX® ø14 X 2 AL - 200 (System 70)	EMOPXDUO25200AA	EMOPXDUO25200A	
Floorplates						
Wet system Floorplates	Napplates	Diagonal With insulation	Protect Integral 27-2	EPROTECTIN272AA	EPROTECTIN272A	
			Protect 11	EPROTECT11AA	EPROTECT11A	
	Tacker	Tacker System	Tackerplate	ETACKERPLATEAA	ETACKERPLATEA	
			Tackerplate roll	ETACKERPLATERAA	ETACKERPLATERA	
Pipe accessories	Protection Pipe		Protection pipe 16/21	EPROTEPIP1621AA	EPROTEPIP1621A	
			Protection pipe 19/25	EPROTEPIP1925AA	EPROTEPIP1925A	
			Protection pipe 23/28	EPROTEPIP2328AA	EPROTEPIP2328A	
Wall/side-strips						
Installation accessory	Plate accessories	Wall/side-strips	Side-strip for screed floor RDS	ESIDESTRIPRDSAA	ESIDESTRIPRDSA	
			Closing cord floating screed floor RDS (Befestigungschnur in Noppenplatte)	ESEALLINERDSAA	ESEALLINERDSA	
			Side-strip for concrete floor RDS-I	ESIDESTRPRDSIAA	ESIDESTRPRDSIA	
			Dehnfugenprofil Carton	EXPANSIOJOICAAA	EXPANSIOJOICAA	
	Screed Material			Dehnfugenprofil PE or PP	EXPANSIOJOIPEAA	EXPANSIOJOIPEA
		Screed		Screed Estrolith H2000	ESCREDEST2000AA	ESCREDEST2000A
				Screed Temporex	ESCREDEMPREXAA	ESCREDEMPREXA
				Screed Estrotherm S	ESCREDESTROSA	ESCREDESTROSA
		Plate accessories	Primer	Surface primer 3,5kg	ESURFPRIMER35AA	ESURFPRIMER35A
				Surface primer 15kg	ESURFPRIMER15AA	ESURFPRIMER15A
In pipe protection fluid			Freeze and corrosion protection	EFREZCOPROTECAA	EFREZCOPROTECA	
Accessories						
Tacker accessories	Tacker installation	System tacker STAC (tacker gun)	ESYSTACERSTACAA	ESYSTACERSTACA		
	Tacker nail	Tacker nail TN40	ETACKERNAIL40AA	ETACKERNAIL40A		
		Tacker nail TN60	ETACKERNAIL60AA	ETACKERNAIL60A		
Wall system accessories	Tape	Tape KB50	ETAPEKB50AA	ETAPEKB50A		
		Cliprail	ECLIPRAILAA	ECLIPRAILA		
	Cliprail accessories	Cliprail	Cliprail nail	ECLIPRAILNAILAA	ECLIPRAILNAILA	
		Cliprail plug	ECLIPRAILPLUGAA	ECLIPRAILPLUGA		
Accessory	Pipe clips	Pipe clips (Monopex 17/20)	EPIPECLIPMOPXAA	EPIPECLIPMOPXA		
		Pipe clips (DUO25)	EPIPECLIPDUOAA	EPIPECLIPDUOA		
		Pipe fixation for steel frame	EPIPEFIXSTEELAA	EPIPEFIXSTEELA		
	Manual pipe handling	Pipe damage recoverator	EPIPEDAMGERECAA	EPIPEDAMGERECA		
		Combined pipe cutter and stripping pilers RAZ1	EPIPCUTSTRAZ1AA	EPIPCUTSTRAZ1A		
		Pipe cutter	EPIPECUTTERAA	EPIPECUTTERA		
	Pipe accessories	PE Foil	PE Foil, 0,2 mm, 5 cm Raster	EPEFOILRASTERAA	EPEFOILRASTERA	
			Pipe rolling machine			
		Pipe roll out	Pipe rolling machine 1 (Service)	915038	915038	
			Pipe rolling machine 2 (Service)	915039	915039	
Pipe rolling machine 3 (Service)			915040	915040		
Pipe bend						
Pipe bend		Pipe bend for 14-18	EPIPEBEND1418AA	EPIPEBEND1418A		
	Pipe bend for 20-22	EPIPEBEND2022AA	EPIPEBEND2022A			

UFH collector							
Collector	RMV/RMX collector	RMV collector (Stainless steel)	RMV 2	ECOLLECTRMV2AA	ECOLLECTRMV2A		
			RMV 3	ECOLLECTRMV3AA	ECOLLECTRMV3A		
			RMV 4	ECOLLECTRMV4AA	ECOLLECTRMV4A		
			RMV 5	ECOLLECTRMV5AA	ECOLLECTRMV5A		
			RMV 6	ECOLLECTRMV6AA	ECOLLECTRMV6A		
			RMV 7	ECOLLECTRMV7AA	ECOLLECTRMV7A		
			RMV 8	ECOLLECTRMV8AA	ECOLLECTRMV8A		
			RMV 9	ECOLLECTRMV9AA	ECOLLECTRMV9A		
			RMV 10	ECOLLECTRMV10AA	ECOLLECTRMV10A		
			RMV 11	ECOLLECTRMV11AA	ECOLLECTRMV11A		
			RMV 12	ECOLLECTRMV12AA	ECOLLECTRMV12A		
			RMX Collector (Plastic)	RMX 2	ECOLLECTRMX2AA	ECOLLECTRMX2A	
		RMX 3		ECOLLECTRMX3AA	ECOLLECTRMX3A		
		RMX 4		ECOLLECTRMX4AA	ECOLLECTRMX4A		
		RMX 5		ECOLLECTRMX5AA	ECOLLECTRMX5A		
		RMX 6		ECOLLECTRMX6AA	ECOLLECTRMX6A		
		RMX 7		ECOLLECTRMX7AA	ECOLLECTRMX7A		
		RMX 8		ECOLLECTRMX8AA	ECOLLECTRMX8A		
		RMX 9		ECOLLECTRMX9AA	ECOLLECTRMX9A		
		RMX 10		ECOLLECTRMX10AA	ECOLLECTRMX10A		
		RMX 11		ECOLLECTRMX11AA	ECOLLECTRMX11A		
		RMX 12		ECOLLECTRMX12AA	ECOLLECTRMX12A		
		UFH collector Accessories					
		Collector acc	HKV	Collector acc	Extension 1 zone	EXTENSIONZONEAA	EXTENSIONZONEA
	Flow sensor DMR RMX				EFLOSENDRMRMXAA	EFLOSENDRMRMXA	
	COUPLING NIPPLE 3/4" EUROCONE SKU				ECLUTCHNIPSKUAA	ECLUTCHNIPSKUA	
	Shut of valve				ESHUTOFVALVEAA	ESHUTOFVALVEA	
	AlPex coupling				EAIPEXCOUPLINAA	EAIPEXCOUPLINA	
	Set ring	HKV	Set ring	Set ring DUO 17	ESERIMOPXDU17AA	ESERIMOPXDU17A	
Set ring Monopex 14 x 2,2				ESERIMOPX14AA	ESERIMOPX14A		
Set ring Monopex 16 x 2,2				ESERIMOPX1622AA	ESERIMOPX1622A		
Set ring Monopex 17				ESERIMOPX17AA	ESERIMOPX17A		
Set ring DUO 25				ESERIMOPXDU25AA	ESERIMOPXDU25A		
Set ring Monopex 16 x 1,5				ESERIMOPX1615AA	ESERIMOPX1615A		
Set ring Monopex 20				ESERIMOPX20AA	ESERIMOPX20A		
Collector acc	Connection set ASH1	ECONECSETASH1AA	ECONECSETASH1A				
Set ring	Shut of for set ring	ESETRINGSHTOFAA	ESETRINGSHTOFA				
Calorimeter		Calorimeter	ECALORIMETERAA	ECALORIMETERA			
		Combi box	ECOMBIBOXAA	ECOMBIBOXA			
Wall Box							
	RMV/RMX	In wall collector box	In wall until RMX4/RMV3 (HKV compatible)	EIWRX4RV3AA	EIWRX4RV3A		
			In wall until RMX7/RMV6 (HKV compatible)	EIWRX7RV6AA	EIWRX7RV6A		
			In wall until RMX10/RMV9 (HKV compatible)	EIWRX10RV9AA	EIWRX10RV9A		
			In wall until RMX14/RMV13 (HKV compatible)	EIWRX14RV13AA	EIWRX14RV13A		
			In wall until RMX14/RMV13 + calorimeter (HKV compatible)	EIWRX14RV13CLAA	EIWRX14RV13CLA		
	HKV/RMX/RMV	On wall collector box	On-wall until HKV7/RMX7/RMV6	EOWHV7RX7RV6AA	EOWHV7RX7RV6A		
			On-wall until HKV10/RMX10/RMV9	EOWH10RX10R9AA	EOWH10RX10R9A		
			On-wall until HKV14/RMX14/RMV12	EOWH14RX14R12AA	EOWH14RX14R12A		
			On-wall until HKV14/RMX14/RMV12 + calorimeter	EOWH14R14R12CAA	EOWH14R14R12CA		
Console							
		Fixation console	Fixation console STK 40 for WEK40	EFCSTK40WEK40AA	EFCSTK40WEK40A		
			Fixation console STK 45 for WEK45	EFCSTK45WEK45AA	EFCSTK45WEK45A		
Controllers							
Controllers		Wired controllers	Base module UFH-BM	EKW175137	EKW175137		
			Clock module UFH-UM	EKW175138	EKW175138		
			Controller module, wire UFH-RMD2	EKW175141	EKW175141		
			Controller module, wire UFH-RMD6	EKW175140	EKW175140		
			Room controller, wire UFH-RD	EKW175139	EKW175139		
		Wireless controllers	Rocon UFH wireless UFH-RT	175142	175142		
			Base station 6 channels wireless UFH-RMF6A	175143	175143		
			2 channels extra wireless UFH-RMF2A	175144	175144		
		Actuators	Valve actuator RMV/RMX/HKV	EKWCVATR1V3	EKWCVATR1V3		
			Valve actuator HKV	175146	175146		
		Base station/Thermostat	Base station 10 zones	EKWUFHTA1V3	EKWUFHTA1V3		
			Digital thermostat 230V	EKWCTRDI1V3	EKWCTRDI1V3		
			Analog thermostat 230V	EKWCTRAN1V3	EKWCTRAN1V3		



Table of content

Daikin Altherma ST - Solar heating systems

Solar panels for pressurised use and Drain-back system	208
Solar panel - pressurised system	210
Solar panels - drain-back system	212
Solar collector	215
Pump station	215

Daikin Altherma ST

Maximising renewable energy



Why choose a Daikin Altherma ST solar panel?

Daikin's solar panels are designed to complement a variety of heating systems to garner more renewable energy to deliver hot water to your home.

ECH₂O

✓ Comfort

- › Flexible solar system for pressureless (drain-back) and pressurised solar systems
- › Hot tap water and heating support generated by solar energy
- › Highly efficient flat solar panels that are available in 3 installation options:
 - On roof
 - In-roof
 - Flat roof

✓ Energy efficiency


ECH₂O thermal store range:
Hot water savings with solar energy

Reduce your energy costs by taking advantage of the sun's renewable energy with our solar hot water systems. Built for small and large homes, individuals can choose between a pressureless or pressurised hot water system.

✓ Reliability

Keymark Certificate

- › Daikin's solar collectors have been awarded the Solar Keymark certification. Recognised across Europe, the Keymark for solar thermal products helps users select quality solar collectors. In most European countries this certification is mandatory for the products to be eligible for subsidies



011-751016 F



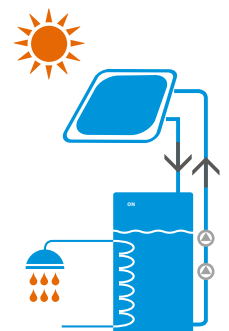
The Drain-Back solar system

✓ How is it working?

- › Starting the pump station engages the filling of the primary network and ensures the energy transfer from the solar collectors to the thermal store.
- › Whenever the pump station stops working, the water contained in the collectors goes down back to the thermal store
- › The air intake allowing the draining is ensured by an orifice always placed out of water (at atmospheric pressure)
- › Thanks to this unique way of working, no safety devices, safety valves, expansion vessels, anti-return valve or glycol are necessary

✓ Advantages

- › 0% glycol : the liquid carrying the heat is only the water inside the system
- › Self-working system with the pump station modulations depending the temperatures inside the collectors and the thermal store
- › Automatic management of the defrost mode and avoidance of overheating mode
- › No commissioning on the solar system, no replacement of the heat-carrying liquid



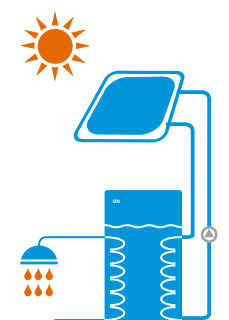
The pressurised solar system

✓ How is it working?

- › The heat-carrying liquid is mixed with glycol to avoid freezing in the solar collectors system
- › Whenever the solar collectors reach an useful temperature level, the system provides a continuous supply of energy
- › The energy from the collectors is returned to the thermal store thanks to the coil

✓ Advantages

- Monovalent**
- › The solar system is used as first heating source and can be coupled with a wall mounted boiler. The cold water is first pre-heated in the thermal store and the boiler can provide additional heat instantaneously if needed
- Bivalent**
- › The solar system integrates a backup heater. The domestic hot water is directly produced in the thermal store. The additional heater ensures the back-up in case of low sunshine



Solar panel - Overview EKS21P - small vertical model

Material list for standard solar panel systems for hot water preparation and heating support EKS21P

Solar panel EKS21P



Number of solar panels Type of installation Article	Type	Order No.	2		3		4		5	
			On-roof Quantity	In-roof Quantity	On-roof Quantity	In-roof Quantity	On-roof Quantity	In-roof Quantity	On-roof Quantity	In-roof Quantity
Solar panel	EKS21P	16 20 12-RTX	2	2	3	3	4	4	5	5
Solar panel connection	FIX-VBP	16 20 16-RTX	1	1	2	2	3	3	4	4
Installation rail for individual solar panel	FIX MP 100	16 20 66	2	2	3	3	4	4	5	5
On-roof installation kit for one solar panel ^{DB+P)} (2 roof hooks per kit)	FIX-ADDP	16 20 85	4 ²⁾	0	6 ²⁾	0	8 ²⁾	0	10 ²⁾	0
In-roof installation package, basic storage for two solar panel	IB EKS21P	16 20 17	0	1	0	1	0	1	0	1
In-roof installation package, additional storage for central solar panel	IE EKS21P	16 20 18	0	0	0	1	0	2	0	3

Material list standard solar panels with Drain-back system



Type of installation	Type	Order No.	On-roof Quantity	In-roof Quantity
Control and pump unit	RPS 4	EKS RPS4A	1	1
Support for connecting pipe solar panel	TS	16 42 45	1	1
Connection pipe solar panel	CON 15	16 47 32	1	1
Roof penetration pack solar panel on-roof	EKSRCAP EKSRCRP	EKSRCAP anthracite EKSRCRP red	1	0
Installation accessories, solar panel in-roof	RCIP	16 20 37-RTX	0	1

Nominal volume, complete system

Number of solar panels	2	3	4	5
Connecting line 15 m	DN 16	DN 16	DN 20	DN 20
Nominal system volume (l)	20.2	21.5	22.8	24.1

Material list solar panels with pressurised system ¹⁾



Number of solar panels Article	Type	Order No.	up to 2 Quantity	up to 3 Quantity	4 to 5 Quantity
Controller	EKSDSR1A	EKSDSR1A	1	1	1
Pressure station solar panel	EKS RDS2A	EKS RDS2A	1	1	1
Solar panel pressurised solar line DN16 15 m	CON 15P16	16 20 73	1	1	0
Solar panel pressurised solar connection kit DN16	CON CP16	16 20 75	1	1	0
Solar panel pressurised solar line DN20 15 m	CON 15P20	16 20 74	0	0	1
Solar panel pressurised solar connection kit DN20	CON CP20	16 20 76	0	0	1
Solar panel expansion vessel 12 l *	MAG S12	16 20 70	1	0	0
Solar panel expansion vessel 25 l *	MAG S 25	16 20 50	0	1	0
Solar panel expansion vessel 35 l *	MAG S 35	16 20 51	0	0	1
Installation material solar panel with pressure system ¹⁾	RCP	EKS RCP	1	1	1



Drain-back system



Pressurised system

- DB) Only required for installations with drain-back system.
- P) Only required for pressurised installations.
- * Standard recommendation, after detailed expansion vessel calculation, other expansion vessels may be necessary.
- 1) The roof penetration for on-roof and flat roof installation is to be provided by the customer. The solar fluid must be ordered separately.
- 2) The number of roof hooks must be checked if necessary (see installation instructions ADM).

Material list for standard solar panel systems for hot water preparation and heating support EKS26P

Solar panel
EKS26P



Number of solar panels Type of installation / Article	Type	Order No.	2		3		4		5		5		5	
			On-roof Quantity	In-roof Quantity	On-roof Quantity	In-roof Quantity	On-roof Quantity	In-roof Quantity	On-roof Quantity	In-roof Quantity	On-roof Quantity	In-roof Quantity	On-roof Quantity	In-roof Quantity
Solar panel	EKS26P	EKS26P	2	2	2	3	3	3	4	4	4	5	5	5
Solar panel connection	FIX-VBP	16 20 16 - RTX	1	1	1	2	2	2	3	3	3	4	4	4
Mounting rail single collector	FIX MP 130	16 20 67	2	2	2	3	3	3	4	4	4	5	5	5
On-roof installation pack for one solar panel ^(DB+P) (2 roof hooks per kit)	FIX-ADDP	16 20 85	4 ²⁾	0	0	6 ²⁾	0	0	8 ²⁾	0	0	10 ²⁾	0	0
In-roof installation kit, basic flashing for two solar panels	IB V26P	16 20 19	0	1	0	0	1	0	0	1	0	0	1	0
In-roof installation pack, additional flashing for central solar panel	IE V26P	16 20 20	0	0	0	0	1	0	0	2	0	0	3	0
Flat-roof frame, basic pack for two solar panels	FB V26P	16 20 58	0	0	1	0	0	1	0	0	1	0	0	1
Flat-roof frame, expansion pack additional solar panel	FE V26P	16 20 59	0	0	0	0	0	1	0	0	2	0	0	3

Material list standard solar panels with Drain-back system



Number of solar panels Installation type / Article	Type	Order No.	On-roof Quantity	In-roof Quantity	Flat roof Quantity
Control and pump unit	EKS26P4A	EKS26P4A	1	1	1
Additional support troughs for connecting pipe solar panel	TS	16 42 45	1	1	1
Connection pipe solar panel	CON 15	16 47 32	1	1	1
Roof penetration pack solar panel on-roof	EKS26P4A EKS26P4A	EKS26P4A Anthracite EKS26P4A Red	1	0	0
Installation accessories, solar panel in-roof	RCIP	16 20 37-RTX	0	1	0
Roof penetration pack solar panel flat roof	RCFP	16 20 38-RTX	0	0	1

Material list solar panels with pressurised system ¹⁾



Number of solar panels Installation type / Article	Type	Order No.	up to 2 Quantity	up to 3 Quantity	4 to 5 Quantity	Nominal volume, complete system				
						Number of solar panels	2	3	4	5
Controller	EKS26P1A	EKS26P1A	1	1	1	2	3	4	5	
Pressure station solar panel	EKS26P2A	EKS26P2A	1	1	1	DN 16	DN 16	DN 20	DN 20	
Solar panel pressurised solar line DN16 15 m	CON 15P16	16 20 73	1	1	0	21	22.7	24.4	26.1	
Solar panel pressurised solar connection kit DN16	CON CP16	16 20 75	1	1	0					
Solar panel pressurised solar line DN20 15 m	CON 15P20	16 20 74	0	0	1					
Solar panel pressurised solar connection kit DN20	CON CP20	16 20 76	0	0	1					
Solar panel expansion vessel 12 l *	MAG S12	16 20 70	1	0	0					
Solar panel expansion vessel 25 l *	MAG S 25	16 20 50	0	1	0					
Solar panel expansion vessel 35 l *	MAG S 35	16 20 51	0	0	1					
Installation material solar panel with pressure system ¹⁾	RCP	EKS26P	1	1	1					

Material list for standard solar panel systems for hot water preparation and heating support EKSH26P

Solar panel
H26 P



Number of solar panels Type of installation Article	Type	Order No.	1 On-roof Quantity	1 Flat roof Quantity	2 On-roof Quantity	2 Flat roof Quantity	3 On-roof Quantity	3 Flat roof Quantity	4 On-roof Quantity	4 Flat roof Quantity	5 On-roof Quantity	5 Flat roof Quantity
Solar panel	EKSH26P	EKSH26P	1	1	2	2	3	3	4	4	5	5
Solar panel connection	FIX-VBP	16 20 16 - RTX	0	0	1	1	2	2	3	3	4	4
Installation rail guide for individual solar panel	FIX MP 200	16 20 68	1	1	2	2	3	3	4	4	5	5
On-roof installation pack for one solar panel ^{P)} (4 roof hooks per kit)	FIX-ADDP	16 20 85	2 ²⁾	0	4 ²⁾	0	6 ²⁾	0	8 ²⁾	0	10 ²⁾	0
Flat roof support frame basic kit for one solar panel	FB H26P	16 20 60	0	1	0	1	0	1	0	1	0	1
Flat roof trestle Extension pack for one additional solar panel	FE H26P	16 20 61	0	0	0	1	0	2	0	3	0	4



Nominal volume, complete system				
Number of solar panels	2	3	4	5
Connecting line 15 m	DN 16	DN 16	DN 20	DN 20
Nominal volume system (l)	21.6	23.9	26	28.1

Material list solar panels with pressurised system ¹⁾



Pressurised system

Number of solar panels Installation type / Article	Type	Order No.	up to 3 Quantity	4 to 5 Quantity
Pressurised thermal store	EKHWP500PB	EKHWP500PB	1	1
Controller	EKSDSR1A	EKSDSR1A	1	1
Pressure station solar panel	EKSRDS2A	EKSRDS2A	1	1
Solar panel pressurised solar line DN16 15 m	CON 15P16	16 20 73	1	0
Solar panel pressurised solar connection kit DN16	CON CP16	16 20 75	1	0
Solar panel pressurised solar line DN20 15 m	CON 15P20	16 20 74	0	1
Solar panel pressurised solar connection kit DN20	CON CP20	16 20 76	0	1
Solar panel expansion vessel 12 l *	MAG S12	16 20 70	0	0
Solar panel expansion vessel 25 l *	MAG S 25	16 20 50	1	0
Solar panel expansion vessel 35 l *	MAG S 35	16 20 51	0	1
Installation material solar panel with pressure system ¹⁾	RCP	EKSRCP	1	1

- P) Only required for pressurised installations.
- * Standard recommendation, after detailed expansion vessel calculation, other expansion vessels may be necessary.
- 1) The roof penetration for on-roof and flat roof installation is to be provided by the customer. The solar fluid must be ordered separately.
- 2) The number of roof hooks must be checked if necessary (see installation instructions ADM).


Solar panel - Overview EKS26P - standard vertical model

List of materials for solar components that connect several storage tanks


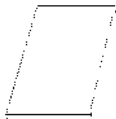






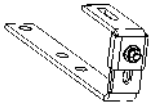

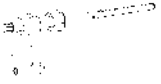



Total number of storage tanks Article	Type	Order No.	2 Quantity	3 Quantity
Solar panel storage tank extension kit	CON SX	16 01 20	1	1
Solar panel storage tank extension kit 2	CON SXE	16 01 21	0	1

Solar panels for pressurised use and Drain-back system

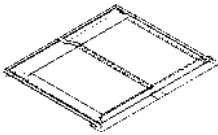
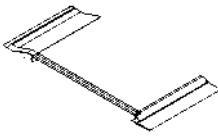
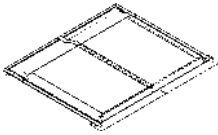
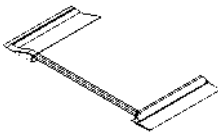
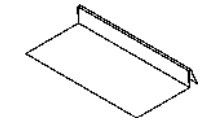




**High-efficiency flat solar panels**

Stable watertight solar panel frame made of black anodised aluminium, highly special coating and safety glass, low-reflection, efficient heat insulation of the solar panel back plane with mineral wool. The minimum efficiency of the solar panel is more than 525kWh/m² per year (location: Würzburg, Germany). Suitable for drain-back and pressurised systems.

	Article	Type	Order No.
High-efficiency flat solar panel EKS21P	 (2,000 x 1,006 x 85 mm), solar panel area 1.79 m ² , Weight 35kg, water content 1.3 l. Max. 6 bar.	EKS21P	EKS21P
High-efficiency flat solar panel EKS26P	 (2,000 x 1,300 x 85 mm), solar panel area 2.35 m ² , Weight 42kg, water content 1.7 l. Max. 6 bar.	EKS26P	EKS26P
High-efficiency flat solar panel EKSH26P	 (1,300 x 2,000 x 85 mm), solar panel area 2.35 m ² , Weight 42kg, water content 2.1 l. Max. 6 bar.	EKSH26P	EKSH26P
Solar panel connection	 Installation profile connector, expansion joints and double clamping blocks.	FIX-VBP	16 20 16-RTX
Installation profile rail for EKS21P	 Consisting of installation profile rails and solar panel securing clips.	FIX MP 100	16 20 66
Installation profile rail for EKS26P	 Consisting of installation profile rails and solar panel securing clips.	FIX MP 130	16 20 67
Installation profile rail for EKSH26P	 Consisting of installation profile rails and solar panel securing clips.	FIX MP 200	16 20 68
Support for connecting pipe solar panel	 Support troughs (5 in number, length, in each case, 1.3 m) for support of the solar panel plastic connection lines in Drain-Back.	TS	16 42 45
On-roof installation pack slate	 4 roof hooks for flat roofing, e.g. slate, for one solar panel.	FIX ADS	16 47 23
On-roof installation pack MULTI	 2 height-adjustable roof hooks for drain-back and pressure system, including mounting materials.	FIX-ADDP	16 20 85
Roof holder for corrugated covering	 4 holders including fixing material for one solar panel.	FIX-WD	16 47 03-RTX
Roof holder for welded sheet metal covering	 4 holders including fixing material for one solar panel. Note: for on-roof installation only.	FIX-BD	16 47 04-RTX


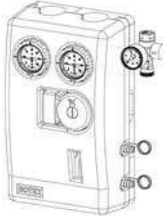









Solar panels for pressurised use and Drain-back system



		Article	Type	Order No.
Basic in-roof assembly package EKS21P		Basic flashing for two solar panels, duct set including installation material. Minimum roof gradient 15°.	IB V21P	16 20 17
Extension kit in-roof mounting EKS21P		Additional package for an additional solar panel, duct set including installation material. Minimum roof gradient 15°.	IE V21P	16 20 18
Basic in-roof mounting pack EKS26P		Basic flashing for two solar panels, duct set including installation material. Minimum roof gradient 15°.	IB V26P	16 20 19
Expansion in-roof mounting pack EKS26P		Additional package for an additional solar panel, duct set including installation material. Minimum roof gradient 15°.	IE V26P	16 20 20
In-roof covering slate supplementary pack		30 layer pieces for flat coverings, e.g. slate (per basic in-roof pack you will need one supplementary pack).	FIX-IES	16 46 16-RTX
Basic pack flat-roof frame for mounting of two EKS26P solar panels on flat roofs		Pre-assembled system for simple and rapid installation, adjustable gradient (30° to 60°). Suitable for wind load zone WLZ 2 (only to a limited extent for WLZ 3).	FB V26P	16 20 58
Extension pack flat-roof frame for one additional EKS26P solar panel		Extension for FB V26P.	FE V26P	16 20 59
Basic pack flat-roof frame for mounting of one EKSH26P collector on flat roofs		Pre-assembled system for simple and rapid installation, adjustable gradient (30° to 60°). Suitable for wind load zone WLZ 2 (only to a limited extent for WLZ 3).	FB H26P	16 20 60
Extension pack flat-roof frame for one additional EKSH26P solar panel		Extension for FB H26P.	FE H26P	16 20 61
Disassembly tools ducts drain-back system			FIX LP	16 20 29-RTX

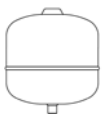
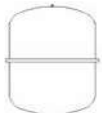
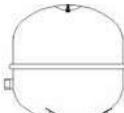




Solar panel - pressurised system



	Article	Type	Order No.
Controller	 <p>Temperature-difference regulator for the solar panel with pressure system. Regulator with graphic display for representation of hydraulic schematics and yield balances, for example. Including return flow and storage tank temperature sensor and housing for wall mounting.</p>	EKSDSR1A	EKSDSR1A
Pressure station	 <p>Consists of: Pipe connection \varnothing 22 mm including pipe compression fittings and support sleeves (5x), flow measurement unit with 2 x KFE cock, integrated air separator, ball-cocks with integrated back-flow prevention, Grundfos Solar 25-65 pump, safety group with pressure gauge, including insulation and installation accessories.</p>	EKSRDS2A	EKSRDS2A
Fill and drain connection	 <p>For RPS3 and tanks from 2013 onwards, for easy filling and emptying through the fill and drain valve.</p>	KFE BA	16 52 15
Solar panel pressurised solar line DN 16	 <p>15 m thermally-insulated stainless steel corrugated pipe line for solar panel pressurised systems with inserted sensor line nominal size DN 16. For systems of up to 3 solar panels and a line length of up to 25 m. Without connection fittings.</p>	CON 15P16	16 20 73
Solar panel pressurised solar connection kit DN 16	 <p>All necessary fittings for connecting the pressurised solar line DN 16. Required together with CON 15P16.</p>	CON CP16	16 20 75
Solar panel pressurised solar connection kit DN 16	 <p>Fittings for connecting two pressurised solar lines DN 16.</p>	CON XP16	16 20 71
Solar panel pressurised solar line DN 20	 <p>15 m thermally-insulated stainless steel corrugated pipe line for solar panel pressurised systems with inserted sensor line nominal size DN 20. For systems up to 5 solar panels and a line length of up to 25 m. Without connection fittings.</p>	CON 15P20	16 20 74
Pressurised solar connection kit DN 20	 <p>All necessary fittings for connecting the pressurised solar line DN 20. Always required together with CON 15P20.</p>	CON CP20	16 20 76
Solar panel pressurised solar connection kit DN 20	 <p>Fittings for connecting the pressurised solar line DN 20.</p>	CON P20	16 20 72
Installation material solar panel pressurised system	 <p>Connection fittings for pressurised systems and solar panel installation material, consisting of installation material for solar panel and connection pipe, 2 m UV-proof thermal insulation for the outer area, connection fittings and panel temperature sensor. The roof penetration must be provided to the customer.</p>	RCP	EKSRCP
Solar panel row connection for the solar panel with pressure system	 <p>Connection kit for connecting two rows of solar panels in parallel. Consisting of solar panel installation material, equipotential bonding terminals, end caps, connection elbows and 1 m thermally-insulated piping.</p>	CON LCP	16 20 45

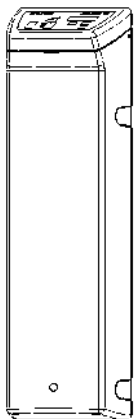






Solar panel - pressurised system







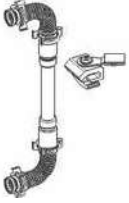
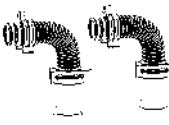

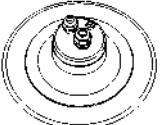

		Article	Type	Order No.
Expansion vessel 12 l with connection block		For solar panels with pressure systems of max. 2 x EKS21P - solar panels.	MAG S12	16 20 70
Expansion vessel 25 l with connection block		For solar panels with pressure systems of max. 3 solar panels.	MAG S 25	16 20 50
Expansion vessel 35 l with connection block		For solar panels with pressure systems of max. 5 solar panels.	MAG S 35	16 20 51-RTX
GLYCOL CORACON SOL 5F		20 l can of pre-mixed solar fluid, functional range up to -28 °C.	CORACON SOL 5F	16 20 52-RTX
GLYCOL CORACON SOL 5		1 l of solar fluid concentrate for extension of the frost range. With 20 l of solar fluid with 1 l additive, the use range extends down to -33 °C. For 20 l of solar fluid with 2x 1 l of additive, the functional range is extended to -38 °C.	CORACON SOL 5	16 20 53
Circulation lance		For energetically-optimised incorporation of the domestic hot water circulation in the hot water connection of the warm-water storage tank.	ZKL	16 51 13
Thermostatic mixer as scalding protector		Thermal safety device for the domestic water pipe. Setting range 35-60 °C.	VTA32	15 60 15
Screw connection kit 1"		For connection of the scald protection VTA32.		15 60 16
Thermostatic regulator 230V		With capillary tube temperature sensor, setting range 35-85 °C.	SCS-TR	16 41 30
3-way switching valve 1" male		With motor drive 230V, switchover time 6 sec.	3 W-UV	15 60 34

Solar panels - drain-back system






	Article	Type	Order No.
EKS RPS4 regulation and pump unit	 <p>Ready to plug in unit (230V), with digital differential temperature regulation, return and storage tank temperature sensors, high-efficiency circulation pump.</p> <p>INFO: The flow sensor (FLS 20), included in the supply, provides more effective operation of the EKS RPS4. In addition to direct calculation of the heat output, the sensor allows modulation of the operating pump and thus an additional saving in electrical energy.</p>	EKS RPS4	EKS RPS4A
Fill and tap connection solar panel with drain-back system	<p>For easy filling of solar panels with drain-back system from 2013 onwards through the solar flow connector.</p>	KFE DB BA	16 52 16
Burner blocking contact connection cable	 <p>For RPS2, RPS3, RPS3 M, RPS3 25M.</p>	BSKK	16 41 10-RTX
Solar panel FlowGuard solar flow regulator	 <p>With solar flow indicator 2-16 l/min.</p>	FLG	16 41 02-RTX
Connection tube solar panel	 <p>Ready to connect connection line 15 m between solar panel and pump station, consisting of thermally-insulated flow and return line with integrated sensor cable.</p>	CON 15	16 47 32
Connection tube solar panel	 <p>Ready to connect connection line 20 m between solar panel and pump station, consisting of thermally-insulated flow and return line with integrated sensor cable.</p>	CON 20	16 47 33
Solar panel solar flow sensor 100	 <p>Sensor for expanding RPS3 25M control system, enables heat yield metering in large installations. Measuring range up to 100 l/min.</p>	FLS 100	16 41 03-RTX
Extension	 <p>For connecting a collector array (EKSV21P, EKSV26P, EKSH26P) to the on-site rigid copper connection pipes when using roof penetration box kits EKSRCAP, EKSRCRP, RCIP, RCFP.</p>	CON X20 25M	16 42 32

Solar panels - drain-back system

	Article	Type	Order No.										
Extension connection tube solar panel	 <p>Ready to plug in including installation material and connection fittings L = 2.5 m L = 5.0 m L = 10.0 m</p> <p>Maximum possible length of the connection pipe:</p> <table border="1"> <thead> <tr> <th>Number of solar panels</th> <th>Max. length</th> </tr> </thead> <tbody> <tr> <td>2</td> <td>45 m</td> </tr> <tr> <td>3</td> <td>30 m</td> </tr> <tr> <td>4</td> <td>17 m</td> </tr> <tr> <td>5</td> <td>15 m</td> </tr> </tbody> </table>	Number of solar panels	Max. length	2	45 m	3	30 m	4	17 m	5	15 m	CON X 25 CON X 50 CON X 100	16 42 61 16 42 62 16 42 63
		Number of solar panels	Max. length										
2	45 m												
3	30 m												
4	17 m												
5	15 m												
Extension of the inflow pipe	 <p>UV-resistant thermally-insulated, length = 8 m, including cable connecting fitting for the solar panel sensor line.</p>	CON XV 80 16 42 64											
On-roof roof penetration, anthracite	 <p>Roof penetration pack with connection fittings and solar panel installation material, consisting of anthracite roof penetration, installation material for solar panel and connection pipe, 2 m UV-proof heat insulation for the outer area, connection fittings with detaching tools and panel temperature sensor.</p>	EKSRCAP	EKSRCAP										
On-roof roof penetration, tile red	 <p>Roof penetration pack with connection fittings and solar panel installation material, consisting of tile red roof penetration, installation material for solar panel and connection pipe, 2 m UV-proof heat insulation for the outer area, connection fittings with detaching tools and panel temperature sensor.</p>	EKSRCRP	EKSRCRP										
Solar panel panel row connection	 <p>Connection kit for connecting two rows of solar panels one above the other. Consisting of solar panel installation material, equipotential bonding terminals, end caps, connection elbows and 1 m thermally-insulated piping.</p>	CON RVP	16 20 35-RTX										
Installation material, solar panel in-roof	 <p>Ready to plug in including installation material and connection fittings.</p>	RCIP	16 20 37-RTX										
Roof penetration, flat roof	 <p>Roof penetration pack with connection fittings and solar panel installation material, consisting of flat-roof roof penetration, installation material for solar panel and connection pipe, 8.5 m UV-proof heat insulation for the outer area, connection fittings with detaching tools and panel temperature sensor.</p>	RCFP	16 20 38-RTX										
Roof penetration flat-roof for alternate side solar panel connection	 <p>Flat roof penetration with screw connections and blind plugs for penetration openings which are not used.</p>	CON FE	16 47 09										
Solar panel boiler extension kit	 <p>Connection kit for the connection of two warm-water storage tanks, consisting of drain-back connection tube and lead supply line.</p>	CON SX	16 01 20										

Solar panels - drain-back system



	Article	Type	Order No.
Solar panel storage tank extension kit 2	 <p>Connection kit for the connection of additional warm-water storage tanks, consisting of drain-back connection tube and lead supply line.</p>	CON SXE	16 01 21
Circulation lance	 <p>For energetically-optimised incorporation of the tap-water circulation in the hot water connection of the warm-water storage tank.</p>	ZKL	16 51 13
Thermostatic mixer as scalding protector	<p>Thermal safety device for the warm-water pipe. Setting range 35-60 °C.</p>	VTA32	15 60 15
Screw connection kit 1"	<p>For connection of the scald protection VTA32.</p>		15 60 16
Thermostatic regulator 230V	<p>With capillary tube temperature sensor, setting range 35-85 °C.</p>	SCS-TR	16 41 30
3-way switching valve 1" male	 <p>With motor drive 230V, switch-over time 6 sec.</p>	3 W-UV	15 60 34

Solar collector

Thermal solar collector for hot water production

- › Solar collectors can produce up to 70% of the energy needed for hot water production - a major cost saving
- › Horizontal solar collector for domestic hot water production
- › Vertical solar collector for domestic hot water production
- › High efficiency collectors transfer all the short-wave solar radiation into heat as a result of their highly selective coating
- › Easy to install on roof tiles
- › Can be used for drain-back and pressurised applications



Accessory				EKS21P	EKS26P	EKSH26P
Mounting				Vertical		Horizontal
Dimensions	Unit	Height x Width x Depth	mm	2,000 x 1,006 x 85	2,000 x 1,300 x 85	1,300 x 2,000 x 85
Weight	Unit		kg	33		42
Volume			l	1.3	1.7	2.1
Surface	Outer		m ²	2.01		2.60
	Aperture		m ²	1.800		2.360
	Absorber		m ²	1.79		2.35
Coating				Micro-therm (absorption max. 96%, Emission ca. 5% +/-2%)		
Absorber				Harp-shaped copper pipe register with laser-welded highly selective coated aluminium plate		
Glazing				Single pane safety glass, transmission +/- 92%		
Allowed roof angle	Min.~Max.		°	15~80		
Operating pressure	Max.		bar	6		
Stand still temperature	Max.		°C	192		
Thermal performance	collector efficiency (η _{col})		%	61		
	Zero loss collector efficiency η ₀		%	0.781		0.784
	Heat loss coefficient a ₁		W/m ² .K	4.240		4.250
	Temperature dependence of the heat loss coefficient a ₂		W/m ² .K ²	0.006		0.007
	Thermal capacity		kJ/K	4.9		6.5
Auxiliary	Solpump		W	-		
	Annual auxiliary electricity consumption Q _{aux}		kWh	-		
	Solstandby		W	-		

EKSRPS4A/EKSRDS2A

Pump station

- › Save energy and reduce CO₂ emissions with a solar system for domestic hot water production
- › Pump station connectable to drain-back solar system
- › Pump station and control provide the transfer of solar heat to the domestic hot water tank



Accessory				EKSRPS4	EKSRDS2A
Mounting				On side of tank	On wall
Dimensions	Unit	Height x Width x Depth	mm	815 x 142 x 230	410 x 314 x 154
Weight	Unit		kg	6,4	6
Operation range	Ambient temperature	Min.~Max.	°C	5~40	~-40
Operating pressure	Max.		bar	-	6
Stand still temperature	Max.		°C	85	120
Control				Digital temperature difference controller with plain text display	
Power consumption				2	5
Sensor	Solar panel temperature sensor			Pt1000	
	Storage tank sensor			PTC	-
	Return flow sensor			PTC	-
	Feed temperature and flow sensor			Voltage signal (3.5V DC)	-
Power supply	Phase/Frequency/Voltage		Hz/V	1~/50/230	-/50/230
Power supply intake				Indoor unit	
Auxiliary	Solpump		W	37,3	23
	Annual auxiliary electricity consumption Q _{aux}		kWh	92,1	89
	Solstandby		W	2.00	5.00



Trust Daikin

Daikin may not be a household name. After all, we don't make cars, TVs, fridges or washing machines. But we do make world-class heat pumps. In fact, more than 275,000 Daikin Altherma heat pumps have been fitted across Europe since its initial launch in 2006. Because we focus on doing only what we're best at: creating the most efficient heating, ventilation and air conditioning solutions, renowned for design excellence, quality and reliability. So you can depend on Daikin for the ultimate in comfort, leaving you free to focus on other essentials.

ERHQ-BV3, EBHQ-BBV3, EDHQ-BBV3 are not intended for use in Erp cold regions as defined in EN no 811-814/2013

Daikin Europe N.V. Naamloze Vennootschap Zandvoordestraat 300 · 8400 Oostende · Belgium · www.daikin.eu · BE 0412 120 336 · RPR Oostende (Responsible Editor)



ECPEN20-721

03/20



The present publication is drawn up by way of information only and does not constitute an offer binding upon Daikin Europe N.V. Daikin Europe N.V. has compiled the content of this publication to the best of its knowledge. No express or implied warranty is given for the completeness, accuracy, reliability or fitness for particular purpose of its content and the products and services presented therein. Specifications are subject to change without prior notice. Daikin Europe N.V. explicitly rejects any liability for any direct or indirect damage, in the broadest sense, arising from or related to the use and/or interpretation of this publication. All content is copyrighted by Daikin Europe N.V.

Printed on non-chlorinated paper.